

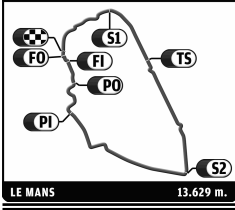
24 HEURES DU MANS

LE MANS LEGEND

Race (45')

Provisional Classification

| Drivers | Vehicle | Team | Class | Laps | Total Time | Gap | Kph | Best Lap | | |
|------------------------------------------------|--------------------------------------|------|-------|------|------------------|-----------|-------|----------|-----------------|-------|
| | | | | | | | | Lap | Time | Kph |
| 1 66 Carlos Monteverde | Ferrari 250LM | | 5b/6b | 10 | 49:06.239 | - | 166.5 | 3 | 4:40.541 | 174.9 |
| 2 117 Alex Buncombe | Lister Knobbly | | 2b | 10 | 49:08.592 | +2.353 | 166.4 | 8 | 4:42.800 | 173.5 |
| 3 33 Jon Minshaw | Lister Knobbly | | 5b/6b | 10 | 49:35.757 | +29.518 | 164.9 | 3 | 4:45.524 | 171.8 |
| 4 77 Joe Twyman/Roger Wills | Bizzarrini 5300GT Competizione | | 4b | 10 | 49:42.610 | +36.371 | 164.5 | 3 | 4:42.655 | 173.6 |
| 5 56 Ludovic Caron | AC Cobra Coupe Daytona | | 4b | 10 | 50:31.284 | +1:25.045 | 161.9 | 3 | 4:50.672 | 168.8 |
| 6 49 Gavin Pickering | Jaguar D-type | | 2b | 10 | 50:58.793 | +1:52.554 | 160.4 | 3 | 4:53.687 | 167.1 |
| 7 68 James Gibbon/Mark Gibbon | Lister Chevrolet | | 5b/6b | 10 | 51:40.657 | +2:34.418 | 158.2 | 9 | 4:55.859 | 165.8 |
| 8 3 Alberto Francioni | ISO Bizzarini A3C Corsa | | 4b | 10 | 51:48.534 | +2:42.295 | 157.8 | 3 | 4:54.024 | 166.9 |
| 9 6 Neil Cunningham | Jaguar D-type Long Nose | | 2b | 10 | 52:04.773 | +2:58.534 | 157.0 | 2 | 4:52.430 | 167.8 |
| 10 51 Tom Alexander/Adrian Willmott | Aston Martin DB4GT | | 3b | 10 | 52:28.334 | +3:22.095 | 155.8 | 9 | 4:59.195 | 164.0 |
| 11 13 Jeremy Cottingham/James Cottingham | Ferrari 250LM | | 5b/6b | 10 | 53:25.375 | +4:19.136 | 153.1 | 8 | 5:00.132 | 163.5 |
| 12 43 Peter Thornton/David Garrett | Aston Martin DB4GT | | 3b | 10 | 53:31.900 | +4:25.661 | 152.8 | 8 | 5:02.060 | 162.4 |
| 13 85 Stephen Bond | Lotus Elan 26R | | 3a/4a | 10 | 53:40.171 | +4:33.932 | 152.4 | 2 | 5:09.160 | 158.7 |
| 14 211 Christiaan Van Lanscho/Karsten Le Blanc | Austin Healey 3000 | | 3b | 9 | 49:17.664 | 1 Lap | 149.3 | 8 | 5:08.785 | 158.9 |
| 15 50 Nigel Webb | Jaguar E-type | | 4b | 9 | 49:25.731 | 1 Lap | 148.9 | 8 | 5:12.585 | 157.0 |
| 16 12 Kevin Kivlochan | AC Cobra MkII | | 4b | 9 | 49:34.359 | 1 Lap | 148.5 | 8 | 5:16.616 | 155.0 |
| 17 29 Keith Ahlers | Morgan Plus 4 | | 3b | 9 | 50:05.298 | 1 Lap | 146.9 | 3 | 5:20.462 | 153.1 |
| 18 177 Gavin Henderson | AC Cobra | | 3b | 9 | 50:08.613 | 1 Lap | 146.8 | 9 | 5:15.925 | 155.3 |
| 19 4 Patrick Watts | Allard J2 | | 1b | 9 | 50:19.758 | 1 Lap | 146.2 | 7 | 5:19.245 | 153.7 |
| 20 106 Paul Chase-Gardener | Shelby Mustang 350GT | | 4b | 9 | 50:22.514 | 1 Lap | 146.1 | 7 | 5:19.885 | 153.4 |
| 21 30 Mark Gibbon/James Gibbon | Corvette Stingray | | 4b | 9 | 50:48.504 | 1 Lap | 144.9 | 9 | 5:21.167 | 152.8 |
| 22 54 Jan Gijzen | Ferrari 275GTB | | 4b | 9 | 50:55.666 | 1 Lap | 144.5 | 8 | 5:23.360 | 151.7 |
| 23 7 Sir Stirling Moss/Ian Nuthall | Porsche RS61 | | 5a/6a | 9 | 50:57.785 | 1 Lap | 144.4 | 9 | 5:22.800 | 152.0 |
| 24 28 David Wenman | Jaguar C-type | | 1b | 9 | 50:57.955 | 1 Lap | 144.4 | 8 | 5:22.355 | 152.2 |
| 25 27 Jason Wright | Alfa Romeo TZ1 | | 3a/4a | 9 | 50:58.578 | 1 Lap | 144.4 | 9 | 5:23.088 | 151.9 |
| 26 35 Fergus MacLeod | Lotus XI | | 2a | 9 | 51:53.641 | 1 Lap | 141.8 | 5 | 5:28.787 | 149.2 |
| 27 57 Holly Mason/Charles Knill-Jones | Alfa Romeo TZ1 | | 3a/4a | 9 | 52:06.497 | 1 Lap | 141.2 | 3 | 5:29.003 | 149.1 |
| 28 55 Andrew Sharp | Aston Martin DB2 | | 1b | 9 | 52:11.801 | 1 Lap | 141.0 | 2 | 5:30.238 | 148.6 |
| 29 61 Tim Rogers/Dave Smithies | Austin-Healey 100/6 | | 2b | 9 | 53:08.535 | 1 Lap | 138.5 | 8 | 5:28.249 | 149.5 |
| 30 70 Gabriel Kremer | Morgan +4 Super Sports | | 3b | 9 | 53:29.296 | 1 Lap | 137.6 | 8 | 5:39.006 | 144.7 |
| 31 127 David Bennet | Aston Martin DB3S | | 2b | 9 | 53:44.945 | 1 Lap | 136.9 | 8 | 5:38.871 | 144.8 |
| 32 60 David Cooke/Anthony Hancock | Lotus Elite | | 3a/4a | 9 | 53:45.875 | 1 Lap | 136.9 | 2 | 5:33.616 | 147.1 |
| 33 42 Chris Scragg | Aston Martin DB4GT Zagato | | 3b | 9 | 54:00.267 | 1 Lap | 136.3 | 9 | 5:36.708 | 145.7 |
| 34 17 Martin Melling | Aston Martin DB3 | | 1b | 9 | 54:04.048 | 1 Lap | 136.1 | 8 | 5:37.712 | 145.3 |
| 35 93 Derek Hood | Jaguar XK120 | | 1b | 9 | 54:25.427 | 1 Lap | 135.2 | 6 | 5:43.747 | 142.7 |
| 36 34 Brian White | Triumph TR2 | | 2a | 9 | 54:37.896 | 1 Lap | 134.7 | 8 | 5:47.863 | 141.0 |
| 37 11 Oliver Bryant/Graheme Bryant | AC Cobra | | 4b | 8 | 39:38.105 | 2 Laps | 165.1 | 3 | 4:41.283 | 174.4 |
| 38 20 Philip Champion/Chris Chilcott | Frazer Nash Mille Miglia | | 1a | 8 | 49:17.819 | 2 Laps | 132.7 | 3 | 5:50.513 | 140.0 |
| 39 46 Christopher Clegg/Charles Clegg | Austin-Healey Sebring Sprite | | 3a/4a | 8 | 50:07.547 | 2 Laps | 130.5 | 6 | 5:47.603 | 141.2 |
| 40 59 John Hitch/Bob Birrell | MG B | | 3a/4a | 8 | 50:35.882 | 2 Laps | 129.3 | 8 | 5:58.280 | 136.9 |
| 41 19 Chris Conoley/Allen Tice | HRG Le Mans Lightweight | | 1a | 8 | 51:42.035 | 2 Laps | 126.5 | 7 | 6:06.943 | 133.7 |
| 42 121 Glynn Allen | Aston Martin DB2 | | 1b | 8 | 51:49.091 | 2 Laps | 126.2 | 8 | 6:04.983 | 134.4 |
| 43 65 Paul Bason/Tim Barrington | Lotus Elite S2 | | 3a/4a | 8 | 52:13.084 | 2 Laps | 125.3 | 2 | 5:52.149 | 139.3 |
| 44 26 Nigel Batchelor | Aston Martin DB2/4 | | 1b | 8 | 52:32.294 | 2 Laps | 124.5 | 8 | 6:15.553 | 130.6 |
| 45 25 Dietrich Hatlapa | Porsche RS60 | | 5a/6a | 8 | 53:58.594 | 2 Laps | 121.2 | 3 | 6:24.694 | 127.5 |
| 46 171 Emanuele Pirro/Roger Wills | Lotus 15 | | 5a/6a | 7 | 36:32.136 | 3 Laps | 156.7 | 3 | 4:48.947 | 169.8 |
| 47 62 Timothy Stamper | Triumph TR2 | | 2a | 7 | 51:10.657 | 3 Laps | 111.8 | 5 | 6:43.719 | 121.5 |
| 48 71 Gary Pearson | Jaguar D-type | | 2b | 6 | 33:53.821 | 4 Laps | 144.7 | 3 | 4:55.279 | 166.2 |
| 49 67 Neil Twyman/Craig Twyman | Lotus XI | | 2a | 6 | 34:46.797 | 4 Laps | 141.1 | 2 | 5:25.572 | 150.7 |
| 50 64 Colin Elstrop/Helen Elstrop | TVR Grantura MK III | | 3a/4a | 6 | 39:09.942 | 4 Laps | 125.3 | 5 | 6:02.309 | 135.4 |
| 51 37 Gregor Fisker | Aston Martin DBR1 | | 2b | 5 | 26:33.379 | 5 Laps | 154.0 | 2 | 4:47.709 | 170.5 |
| 52 44 Julian Bronson | Lister Coslin | | 5b/6b | 5 | 29:01.619 | 5 Laps | 140.9 | 3 | 4:52.012 | 168.0 |
| 53 22 Bertrand Leseur/Jean Laurent-Bellue | Frazer Nash Le Mans MkII Replica | | 1a | 5 | 34:48.581 | 5 Laps | 117.5 | 2 | 6:28.820 | 126.2 |
| 54 18 Martin Brewer | Aston Martin Project 214 Continuatio | | 3b | 4 | 21:52.626 | 6 Laps | 149.5 | 2 | 5:17.593 | 154.5 |
| 55 31 Cameron Healy | Porsche 904-6 | | 5a/6a | 4 | 22:13.029 | 6 Laps | 147.2 | 2 | 5:23.057 | 151.9 |
| 56 48 Alain Rueede | Chevrolet Corvette | | 3b | 4 | 26:23.092 | 6 Laps | 124.0 | 2 | 5:42.326 | 143.3 |
| 57 23 Martin Hunt/Patrick Blakeney-Edward | Frazer Nash Le Mans Rep | | 1a | 3 | 17:56.620 | 7 Laps | 136.7 | 3 | 5:48.342 | 140.9 |
| 58 1 Adrian Hall/Nick Adams | AC Ace | | 2a | 3 | 17:59.471 | 7 Laps | 136.4 | 3 | 5:49.283 | 140.5 |
| 59 32 James Dixon/Robert McElroy | MGA Twin Cam | | 2a | 2 | 17:15.227 | 8 Laps | 94.8 | | | |
| 60 21 David Piper/John Lewis | Ferrari Prototype 365P2 | | 5b/6b | 1 | 8:17.715 | 9 Laps | 98.6 | | | |
| 61 24 Mark Midgley/Chris Woodgate | Aston Martin DB3 | | 1b | | | | | | | |
| 62 40 Harry Leventis | Ferrari 206P | | 5a/6a | | | | | | | |
| 63 41 Bobby Verdon-Roe | Ferrari 246S | | 5b/6b | | | | | | | |



24 HEURES DU MANS

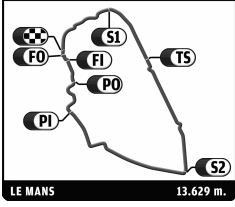
LE MANS LEGEND

Race (45')

Provisional Classification

| Drivers | Vehicle | Team | Class | Laps | Total Time | Gap | Kph | Best Lap | | |
|----------------------|---------|-------------|-------------------|------|------------|-----|-----------------|----------|-----------|-----|
| | | | | | | | | Lap | Time | Kph |
| Pole Position | | A. Buncombe | | | | | 4:45.245 | | | |
| Fastest Lap | | Lap 3 | Carlos Monteverde | | | | 4:40.541 | | 174.9 Kph | |

| | |
|-----------------------|--------------------|
| Race Director: | Timekeeper: |
|-----------------------|--------------------|



LE MANS LEGEND

24 HEURES DU MANS

Race

Provisional Classification by (1a)

| Pos | Driver | Team | Laps | Total Time | Gap | Kph | <i>Best Lap</i> | | |
|-----|--------------------|------|------|------------------|-----------|-------|-----------------|-----------------|-------|
| | | | | | | | Lap | Time | Kph |
| 1 | 20 Philip Champion | | 8 | 49:17.819 | | 132.7 | 3 | 5:50.513 | 140.0 |
| 2 | 19 Chris Conoley | | 8 | 51:42.035 | +2'24.216 | 126.5 | 7 | 6:06.943 | 133.7 |
| 3 | 22 Bertrand Leseur | | 5 | 34:48.581 | 3 Laps | 117.5 | 2 | 6:28.820 | 126.2 |
| 4 | 23 Martin Hunt | | 3 | 17:56.620 | 5 Laps | 136.7 | 3 | 5:48.342 | 140.9 |

Stewards:

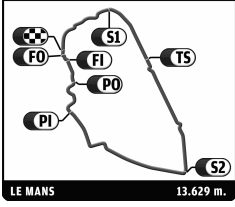
Date:

Time:

Chief Timekeeper:

Date:

Time:



LE MANS LEGEND

24 HEURES DU MANS

Race

Provisional Classification by (1b)

| Pos | Driver | Team | Laps | Total Time | Gap | Kph | <i>Best Lap</i> | | |
|-----|--------------------|------|------|------------------|-----------|-------|-----------------|-----------------|-------|
| | | | | | | | Lap | Time | Kph |
| 1 | 4 Patrick Watts | | 9 | 50:19.758 | | 146.2 | 7 | 5:19.245 | 153.7 |
| 2 | 28 David Wenman | | 9 | 50:57.955 | +38.197 | 144.4 | 8 | 5:22.355 | 152.2 |
| 3 | 55 Andrew Sharp | | 9 | 52:11.801 | +1'52.043 | 141.0 | 2 | 5:30.238 | 148.6 |
| 4 | 17 Martin Melling | | 9 | 54:04.048 | +3'44.290 | 136.1 | 8 | 5:37.712 | 145.3 |
| 5 | 93 Derek Hood | | 9 | 54:25.427 | +4'05.669 | 135.2 | 6 | 5:43.747 | 142.7 |
| 6 | 121 Glynn Allen | | 8 | 51:49.091 | 1 Laps | 126.2 | 8 | 6:04.983 | 134.4 |
| 7 | 26 Nigel Batchelor | | 8 | 52:32.294 | 1 Laps | 124.5 | 8 | 6:15.553 | 130.6 |
| 8 | 24 Mark Midgley | | | | | | | | |

Stewards:

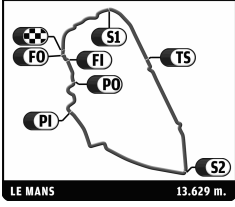
Date:

Time:

Chief Timekeeper:

Date:

Time:



LE MANS LEGEND 24 HEURES DU MANS Race

Provisional Classification by (2a)

| Pos | Driver | Team | Laps | Total Time | Gap | Kph | <i>Best Lap</i> | | |
|-----|--------------------|------|------|------------------|-----------|-------|-----------------|-----------------|-------|
| | | | | | | | Lap | Time | Kph |
| 1 | 35 Fergus MacLeod | | 9 | 51:53.641 | | 141.8 | 5 | 5:28.787 | 149.2 |
| 2 | 34 Brian White | | 9 | 54:37.896 | +2'44.255 | 134.7 | 8 | 5:47.863 | 141.0 |
| 3 | 62 Timothy Stamper | | 7 | 51:10.657 | 2 Laps | 111.8 | 5 | 6:43.719 | 121.5 |
| 4 | 67 Neil Twyman | | 6 | 34:46.797 | 3 Laps | 141.1 | 2 | 5:25.572 | 150.7 |
| 5 | 1 Adrian Hall | | 3 | 17:59.471 | 6 Laps | 136.4 | 3 | 5:49.283 | 140.5 |
| 6 | 32 James Dixon | | 2 | 17:15.227 | 7 Laps | 94.8 | 0 | | |

Stewards:

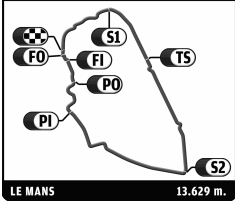
Date:

Time:

Chief Timekeeper:

Date:

Time:



LE MANS LEGEND

24 HEURES DU MANS

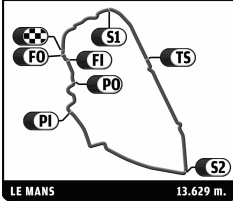
Race

Provisional Classification by (2b)

| Pos | Driver | Team | Laps | Total Time | Gap | Kph | Best Lap | | |
|-----|--------------------|------|------|------------------|-----------|-------|----------|-----------------|-------|
| | | | | | | | Lap | Time | Kph |
| 1 | 117 Alex Buncombe | | 10 | 49:08.592 | | 166.4 | 8 | 4:42.800 | 173.5 |
| 2 | 49 Gavin Pickering | | 10 | 50:58.793 | +1'50.201 | 160.4 | 3 | 4:53.687 | 167.1 |
| 3 | 6 Neil Cunningham | | 10 | 52:04.773 | +2'56.181 | 157.0 | 2 | 4:52.430 | 167.8 |
| 4 | 61 Tim Rogers | | 9 | 53:08.535 | 1 Laps | 138.5 | 8 | 5:28.249 | 149.5 |
| 5 | 127 David Bennet | | 9 | 53:44.945 | 1 Laps | 136.9 | 8 | 5:38.871 | 144.8 |
| 6 | 71 Gary Pearson | | 6 | 33:53.821 | 4 Laps | 144.7 | 3 | 4:55.279 | 166.2 |
| 7 | 37 Gregor Fisker | | 5 | 26:33.379 | 5 Laps | 154.0 | 2 | 4:47.709 | 170.5 |

| | |
|-----------|-------|
| Stewards: | |
| Date: | Time: |

| | |
|-------------------|-------|
| Chief Timekeeper: | |
| Date: | Time: |



LE MANS LEGEND 24 HEURES DU MANS Race

Provisional Classification by (3a/4a)

| Pos | Driver | Team | Laps | Total Time | Gap | Kph | Best Lap | | |
|-----|----------------------|------|------|------------------|--------|-------|----------|-----------------|-------|
| | | | | | | | Lap | Time | Kph |
| 1 | 85 Stephen Bond | | 10 | 53:40.171 | | 152.4 | 2 | 5:09.160 | 158.7 |
| 2 | 27 Jason Wright | | 9 | 50:58.578 | 1 Laps | 144.4 | 9 | 5:23.088 | 151.9 |
| 3 | 57 Holly Mason | | 9 | 52:06.497 | 1 Laps | 141.2 | 3 | 5:29.003 | 149.1 |
| 4 | 60 David Cooke | | 9 | 53:45.875 | 1 Laps | 136.9 | 2 | 5:33.616 | 147.1 |
| 5 | 46 Christopher Clegg | | 8 | 50:07.547 | 2 Laps | 130.5 | 6 | 5:47.603 | 141.2 |
| 6 | 59 John Hitch | | 8 | 50:35.882 | 2 Laps | 129.3 | 8 | 5:58.280 | 136.9 |
| 7 | 65 Paul Bason | | 8 | 52:13.084 | 2 Laps | 125.3 | 2 | 5:52.149 | 139.3 |
| 8 | 64 Colin Elstrop | | 6 | 39:09.942 | 4 Laps | 125.3 | 5 | 6:02.309 | 135.4 |

Stewards:

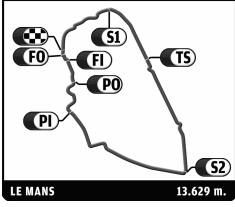
Date:

Time:

Chief Timekeeper:

Date:

Time:



LE MANS LEGEND

24 HEURES DU MANS

Race

Provisional Classification by (3b)

| Pos | Driver | Team | Laps | Total Time | Gap | Kph | Best Lap | | |
|-----|-----------------------------|------|------|------------------|-----------|-------|----------|-----------------|-------|
| | | | | | | | Lap | Time | Kph |
| 1 | 51 Tom Alexander | | 10 | 52:28.334 | | 155.8 | 9 | 4:59.195 | 164.0 |
| 2 | 43 Peter Thornton | | 10 | 53:31.900 | +1'03.566 | 152.8 | 8 | 5:02.060 | 162.4 |
| 3 | 211 Christiaan Van Lanschot | | 9 | 49:17.664 | 1 Laps | 149.3 | 8 | 5:08.785 | 158.9 |
| 4 | 29 Keith Ahlers | | 9 | 50:05.298 | 1 Laps | 146.9 | 3 | 5:20.462 | 153.1 |
| 5 | 177 Gavin Henderson | | 9 | 50:08.613 | 1 Laps | 146.8 | 9 | 5:15.925 | 155.3 |
| 6 | 70 Gabriel Kremer | | 9 | 53:29.296 | 1 Laps | 137.6 | 8 | 5:39.006 | 144.7 |
| 7 | 42 Chris Scragg | | 9 | 54:00.267 | 1 Laps | 136.3 | 9 | 5:36.708 | 145.7 |
| 8 | 18 Martin Brewer | | 4 | 21:52.626 | 6 Laps | 149.5 | 2 | 5:17.593 | 154.5 |
| 9 | 48 Alain Rueede | | 4 | 26:23.092 | 6 Laps | 124.0 | 2 | 5:42.326 | 143.3 |

Stewards:

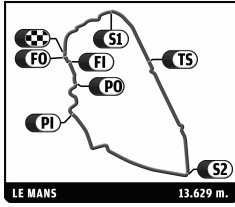
Date:

Time:

Chief Timekeeper:

Date:

Time:



LE MANS LEGEND

24 HEURES DU MANS

Race

Provisional Classification by (4b)

| Pos | Driver | Team | Laps | Total Time | Gap | Kph | Best Lap | | |
|-----|-------------------------|------|------|------------------|-----------|-------|----------|-----------------|-------|
| | | | | | | | Lap | Time | Kph |
| 1 | 77 Joe Twyman | | 10 | 49:42.610 | | 164.5 | 3 | 4:42.655 | 173.6 |
| 2 | 56 Ludovic Caron | | 10 | 50:31.284 | +48.674 | 161.9 | 3 | 4:50.672 | 168.8 |
| 3 | 3 Alberto Francioni | | 10 | 51:48.534 | +2'05.924 | 157.8 | 3 | 4:54.024 | 166.9 |
| 4 | 50 Nigel Webb | | 9 | 49:25.731 | 1 Laps | 148.9 | 8 | 5:12.585 | 157.0 |
| 5 | 12 Kevin Kivlochan | | 9 | 49:34.359 | 1 Laps | 148.5 | 8 | 5:16.616 | 155.0 |
| 6 | 106 Paul Chase-Gardener | | 9 | 50:22.514 | 1 Laps | 146.1 | 7 | 5:19.885 | 153.4 |
| 7 | 30 Mark Gibbon | | 9 | 50:48.504 | 1 Laps | 144.9 | 9 | 5:21.167 | 152.8 |
| 8 | 54 Jan Gijzen | | 9 | 50:55.666 | 1 Laps | 144.5 | 8 | 5:23.360 | 151.7 |
| 9 | 11 Oliver Bryant | | 8 | 39:38.105 | 2 Laps | 165.1 | 3 | 4:41.283 | 174.4 |

Stewards:

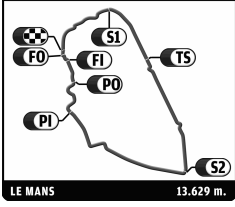
Date:

Time:

Chief Timekeeper:

Date:

Time:



LE MANS LEGEND 24 HEURES DU MANS Race

Provisional Classification by (5a/6a)

| Pos | Driver | Team | Laps | Total Time | Gap | Kph | <i>Best Lap</i> | | |
|-----|---------------------|------|------|------------------|--------|-------|-----------------|-----------------|-------|
| | | | | | | | Lap | Time | Kph |
| 1 | 7 Sir Stirling Moss | | 9 | 50:57.785 | | 144.4 | 9 | 5:22.800 | 152.0 |
| 2 | 25 Dietrich Hatlapa | | 8 | 53:58.594 | 1 Laps | 121.2 | 3 | 6:24.694 | 127.5 |
| 3 | 171 Emanuele Pirro | | 7 | 36:32.136 | 2 Laps | 156.7 | 3 | 4:48.947 | 169.8 |
| 4 | 31 Cameron Healy | | 4 | 22:13.029 | 5 Laps | 147.2 | 2 | 5:23.057 | 151.9 |
| 5 | 40 Harry Leventis | | | | | | | | |

Stewards:

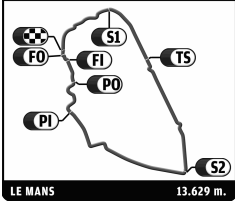
Date:

Time:

Chief Timekeeper:

Date:

Time:



LE MANS LEGEND

24 HEURES DU MANS

Race

Provisional Classification by (5b/6b)

| Pos | Driver | Team | Laps | Total Time | Gap | Kph | Best Lap | | |
|-----|----------------------|------|------|------------------|-----------|-------|----------|-----------------|-------|
| | | | | | | | Lap | Time | Kph |
| 1 | 66 Carlos Monteverde | | 10 | 49:06.239 | | 166.5 | 3 | 4:40.541 | 174.9 |
| 2 | 33 Jon Minshaw | | 10 | 49:35.757 | +29.518 | 164.9 | 3 | 4:45.524 | 171.8 |
| 3 | 68 James Gibbon | | 10 | 51:40.657 | +2'34.418 | 158.2 | 9 | 4:55.859 | 165.8 |
| 4 | 13 Jeremy Cottingham | | 10 | 53:25.375 | +4'19.136 | 153.1 | 8 | 5:00.132 | 163.5 |
| 5 | 44 Julian Bronson | | 5 | 29:01.619 | 5 Laps | 140.9 | 3 | 4:52.012 | 168.0 |
| 6 | 21 David Piper | | 1 | 8:17.715 | 9 Laps | 98.6 | 0 | | |
| 7 | 41 Bobby Verdon-Roe | | | | | | | | |

Stewards:

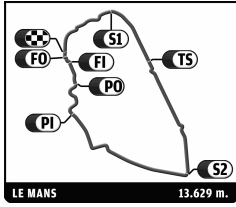
Date:

Time:

Chief Timekeeper:

Date:

Time:



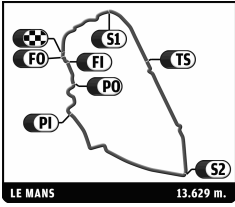
24 HEURES DU MANS

LE MANS LEGEND

Race

Lap Chart

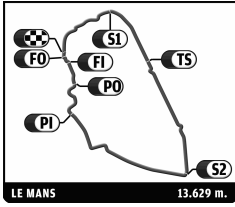
| Lap | Ordn | 1 | 2 | 3 | 4 | 5 | 6 | 7 | 8 | 9 | 10 | |
|------------|------|-----|-----|-----|-----|-----|-----|-----|-----|-----|-----|-----|
| 117 | 1 | 117 | 77 | 77 | 77 | 11 | 11 | 49 | 66 | 66 | 66 | 66 |
| 33 | 2 | 33 | 33 | 11 | 11 | 77 | 33 | 66 | 11 | 11 | 117 | 117 |
| 11 | 3 | 11 | 117 | 33 | 66 | 66 | 171 | 11 | 117 | 117 | 33 | 33 |
| 66 | 4 | 66 | 11 | 117 | 33 | 33 | 49 | 6 | 77 | 77 | 77 | 77 |
| 56 | 5 | 56 | 66 | 66 | 117 | 117 | 6 | 117 | 33 | 33 | 56 | 56 |
| 77 | 6 | 77 | 37 | 37 | 37 | 171 | 3 | 77 | 56 | 56 | 49 | 49 |
| 37 | 7 | 37 | 56 | 56 | 171 | 37 | 66 | 33 | 49 | 49 | 68 | 68 |
| 41 | 8 | 41 | 49 | 171 | 56 | 56 | 77 | 56 | 171 | 3 | 3 | 3 |
| 3 | 9 | 3 | 171 | 49 | 49 | 49 | 117 | 171 | 3 | 68 | 6 | 6 |
| 44 | 10 | 44 | 71 | 6 | 6 | 6 | 56 | 3 | 6 | 6 | 51 | 51 |
| 49 | 11 | 49 | 6 | 71 | 44 | 3 | 85 | 68 | 68 | 51 | 13 | 13 |
| 51 | 12 | 51 | 44 | 44 | 71 | 71 | 37 | 50 | 51 | 85 | 43 | 43 |
| 71 | 13 | 71 | 3 | 3 | 3 | 68 | 13 | 51 | 85 | 13 | 85 | 85 |
| 6 | 14 | 6 | 68 | 68 | 68 | 44 | 50 | 85 | 13 | 43 | 211 | |
| 171 | 15 | 171 | 85 | 85 | 85 | 85 | 68 | 43 | 43 | 211 | 50 | |
| 43 | 16 | 43 | 51 | 51 | 51 | 51 | 71 | 13 | 50 | 50 | 12 | |
| 85 | 17 | 85 | 13 | 13 | 13 | 13 | 12 | 12 | 211 | 12 | 29 | |
| 68 | 18 | 68 | 18 | 18 | 18 | 50 | 29 | 211 | 12 | 29 | 177 | |
| 211 | 19 | 211 | 12 | 50 | 50 | 12 | 177 | 71 | 29 | 177 | 4 | |
| 13 | 20 | 13 | 50 | 12 | 12 | 211 | 106 | 29 | 177 | 4 | 106 | |
| 12 | 21 | 12 | 211 | 43 | 211 | 29 | 4 | 177 | 4 | 106 | 30 | |
| 50 | 22 | 50 | 43 | 211 | 29 | 106 | 51 | 4 | 106 | 30 | 54 | |
| 29 | 23 | 29 | 29 | 29 | 4 | 4 | 30 | 106 | 30 | 28 | 7 | |
| 30 | 24 | 30 | 4 | 4 | 43 | 177 | 28 | 30 | 28 | 54 | 28 | |
| 4 | 25 | 4 | 54 | 106 | 106 | 18 | 7 | 28 | 54 | 7 | 27 | |
| 106 | 26 | 106 | 106 | 54 | 177 | 30 | 43 | 54 | 27 | 27 | 35 | |
| 35 | 27 | 35 | 30 | 30 | 54 | 54 | 211 | 7 | 7 | 35 | 57 | |
| 27 | 28 | 27 | 67 | 67 | 30 | 31 | 44 | 27 | 35 | 55 | 55 | |
| 18 | 29 | 18 | 35 | 177 | 67 | 28 | 54 | 67 | 55 | 57 | 61 | |
| 67 | 30 | 67 | 7 | 35 | 28 | 67 | 27 | 57 | 57 | 61 | 70 | |
| 54 | 31 | 54 | 27 | 7 | 31 | 7 | 67 | 35 | 60 | 70 | 127 | |
| 28 | 32 | 28 | 177 | 28 | 7 | 57 | 57 | 55 | 70 | 60 | 60 | |
| 7 | 33 | 7 | 28 | 27 | 57 | 27 | 55 | 60 | 61 | 127 | 42 | |
| 55 | 34 | 55 | 55 | 55 | 27 | 60 | 35 | 70 | 127 | 42 | 17 | |
| 48 | 35 | 48 | 57 | 57 | 60 | 43 | 60 | 61 | 42 | 17 | 93 | |
| 60 | 36 | 60 | 60 | 31 | 35 | 70 | 70 | 127 | 17 | 93 | 34 | |
| 177 | 37 | 177 | 31 | 60 | 55 | 127 | 127 | 42 | 93 | 34 | | |
| 64 | 38 | 64 | 48 | 48 | 48 | 34 | 61 | 93 | 34 | 20 | | |
| 23 | 39 | 23 | 70 | 70 | 70 | 20 | 42 | 17 | 20 | 46 | | |
| 17 | 40 | 17 | 17 | 17 | 127 | 55 | 93 | 34 | 46 | 59 | | |
| 57 | 41 | 57 | 1 | 23 | 23 | 35 | 34 | 20 | 59 | 19 | | |
| 42 | 42 | 42 | 23 | 127 | 1 | 65 | 17 | 46 | 19 | 121 | | |
| 34 | 43 | 34 | 34 | 1 | 20 | 59 | 20 | 59 | 121 | 65 | | |
| 70 | 44 | 70 | 42 | 20 | 34 | 42 | 59 | 64 | 65 | 26 | | |
| 1 | 45 | 1 | 20 | 34 | 17 | 93 | 65 | 65 | 26 | 25 | | |
| 46 | 46 | 46 | 127 | 42 | 42 | 17 | 46 | 19 | 25 | | | |
| 31 | 47 | 31 | 93 | 93 | 65 | 61 | 25 | 121 | 62 | | | |
| 65 | 48 | 65 | 65 | 65 | 93 | 121 | 64 | 26 | | | | |
| 20 | 49 | 20 | 59 | 61 | 61 | 48 | 19 | 25 | | | | |
| 127 | 50 | 127 | 61 | 59 | 59 | 25 | 121 | 62 | | | | |
| 21 | 51 | 21 | 64 | 46 | 121 | 46 | 26 | | | | | |
| 59 | 52 | 59 | 46 | 26 | 46 | 64 | 22 | | | | | |
| 93 | 53 | 93 | 26 | 121 | 26 | 19 | 62 | | | | | |
| 19 | 54 | 19 | 19 | 19 | 19 | 26 | | | | | | |
| 121 | 55 | 121 | 121 | 64 | 64 | 22 | | | | | | |
| 32 | 56 | 32 | 25 | 25 | 25 | 62 | | | | | | |
| 26 | 57 | 26 | 22 | 22 | 22 | | | | | | | |
| 25 | 58 | 25 | 32 | 62 | 62 | | | | | | | |
| 22 | 59 | 22 | 62 | 32 | | | | | | | | |
| 62 | 60 | 62 | 21 | | | | | | | | | |
| 61 | 61 | 61 | | | | | | | | | | |



24 HEURES DU MANS LE MANS LEGEND Race

Lap Chart

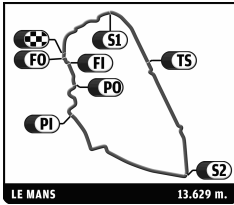
| | | |
|----|---|----|
| 40 | 0 | 40 |
| 24 | 0 | 24 |



24 HEURES DU MANS LE MANS LEGEND Race

Fastest Laps Sequence

| Practice Time | Driver | Team | Time | Kph | Lap |
|------------------|----------------------|------|-----------------|-------|-----|
| 9:30.938 | 77 Joe Twyman | | 4:43.331 | 173.2 | 2 |
| 14:13.593 | 77 Joe Twyman | | 4:42.655 | 173.6 | 3 |
| 14:15.373 | 11 Oliver Bryant | | 4:41.283 | 174.4 | 3 |
| 14:18.027 | 66 Carlos Monteverde | | 4:40.541 | 174.9 | 3 |

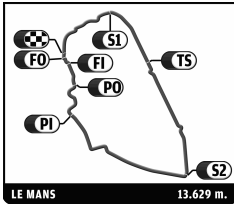


24 HEURES DU MANS LE MANS LEGEND Race

Chronological Analysis of Performances

B Crossing the finish line in pit lane
S1 Time from finish line to 1st intermedia
S2 Time from 1st intermediate to 2nd intermediate
S3 Time from 2nd intermediate to finish line
FY Full Yellow Flag

| Lap | Lap Time | S1 | S2 | S3 | Lap | Lap Time | S1 | S2 | S3 |
|-------------------------------------------------|------------|----------|----------|----------|-----|----------|----|----|----|
| 1 Adrian Hall Nick Adams | | | | | | | | | |
| 1 | 6:16.027 | 1:19.499 | 2:13.275 | 2:43.253 | | | | | |
| 2 | 5:54.161 | 55.423 | 2:12.111 | 2:46.627 | | | | | |
| 3 | 5:49.283 | 55.783 | 2:09.587 | 2:43.913 | | | | | |
| 3 Alberto Francioni | | | | | | | | | |
| 1 | 5:07.529 | 53.811 | 1:50.655 | 2:23.063 | | | | | |
| 2 | 4:56.190 | 48.757 | 1:48.946 | 2:18.487 | | | | | |
| 3 | 4:54.024 | 48.081 | 1:48.334 | 2:17.609 | | | | | |
| 4 | 5:02.623 | 49.468 | 1:52.438 | 2:20.717 | | | | | |
| 5 | 5:08.974 B | 52.192 | 1:49.731 | 2:27.051 | | | | | |
| 6 | 6:28.881 | 2:19.746 | 1:49.340 | 2:19.795 | | | | | |
| 7 | 4:58.332 | 50.017 | 1:49.117 | 2:19.198 | | | | | |
| 8 | 4:59.423 | 49.641 | 1:49.592 | 2:20.190 | | | | | |
| 9 | 5:11.802 | 48.568 | 2:02.809 | 2:20.425 | | | | | |
| 10 | 5:00.756 | 49.311 | 1:50.649 | 2:20.796 | | | | | |
| 4 Patrick Watts | | | | | | | | | |
| 1 | 5:39.524 | 1:04.605 | 2:03.204 | 2:31.715 | | | | | |
| 2 | 5:24.009 | 51.788 | 2:02.426 | 2:29.795 | | | | | |
| 3 | 5:21.079 | 50.686 | 2:02.030 | 2:28.363 | | | | | |
| 4 | 5:23.923 | 50.982 | 2:03.017 | 2:29.924 | | | | | |
| 5 | 5:36.045 B | 56.584 | 2:03.953 | 2:35.508 | | | | | |
| 6 | 6:50.654 | 2:17.518 | 2:04.768 | 2:28.368 | | | | | |
| 7 | 5:19.245 | 50.092 | 2:02.013 | 2:27.140 | | | | | |
| 8 | 5:22.013 | 50.995 | 2:01.760 | 2:29.258 | | | | | |
| 9 | 5:23.266 | 51.099 | 2:02.508 | 2:29.659 | | | | | |
| 6 Neil Cunningham | | | | | | | | | |
| 1 | 5:05.806 | 55.641 | 1:50.800 | 2:19.365 | | | | | |
| 2 | 4:52.430 | 47.675 | 1:48.060 | 2:16.695 | | | | | |
| 3 | 4:53.040 | 47.512 | 1:48.222 | 2:17.306 | | | | | |
| 4 | 5:00.408 | 48.387 | 1:51.722 | 2:20.299 | | | | | |
| 5 | 5:04.018 | 51.228 | 1:52.058 | 2:20.732 | | | | | |
| 6 | 5:14.389 B | 49.909 | 1:52.683 | 2:31.797 | | | | | |
| 7 | 6:36.561 | 2:20.994 | 1:53.871 | 2:21.696 | | | | | |
| 8 | 5:02.775 | 49.271 | 1:52.865 | 2:20.639 | | | | | |
| 9 | 4:58.878 | 49.099 | 1:50.248 | 2:19.531 | | | | | |
| 10 | 5:16.468 | 49.435 | 1:51.592 | 2:35.441 | | | | | |
| 7 Sir Stirling Moss Ian Nuthall | | | | | | | | | |
| 1 | 5:48.893 | 1:09.958 | 2:04.447 | 2:34.488 | | | | | |
| 2 | 5:30.827 | 52.750 | 2:04.438 | 2:33.639 | | | | | |
| 3 | 5:30.406 | 53.168 | 2:05.577 | 2:31.661 | | | | | |
| 4 | 5:24.737 | 51.802 | 2:04.768 | 2:28.167 | | | | | |
| 5 | 5:32.614 B | 52.011 | 2:03.031 | 2:37.572 | | | | | |
| 6 | 6:57.228 | 2:23.422 | 2:02.520 | 2:31.286 | | | | | |
| 7 | 5:26.152 | 52.819 | 2:03.538 | 2:29.795 | | | | | |
| 8 | 5:24.128 | 52.190 | 2:02.796 | 2:29.142 | | | | | |
| 9 | 5:22.800 | 51.463 | 2:02.146 | 2:29.191 | | | | | |
| 11 Oliver Bryant Graheme Bryant | | | | | | | | | |
| 1 | 4:50.317 | 50.477 | 1:48.095 | 2:11.745 | | | | | |
| 2 | 4:43.773 | 46.156 | 1:47.435 | 2:10.182 | | | | | |
| 3 | 4:41.283 | 45.175 | 1:46.229 | 2:09.879 | | | | | |
| 4 | 4:43.816 | 45.130 | 1:46.666 | 2:12.020 | | | | | |
| 5 | 4:55.846 B | 47.505 | 1:46.858 | 2:21.483 | | | | | |
| 6 | 6:14.606 | 2:16.897 | 1:46.698 | 2:11.011 | | | | | |
| 7 | 4:43.766 | 45.518 | 1:47.543 | 2:10.705 | | | | | |
| 8 | 4:44.698 | 46.472 | 1:47.017 | 2:11.209 | | | | | |
| 12 Kevin Kivlochan | | | | | | | | | |
| 1 | 5:35.806 | 1:02.829 | 1:59.869 | 2:33.108 | | | | | |
| 2 | 5:20.583 | 52.032 | 1:58.207 | 2:30.344 | | | | | |
| 3 | 5:17.604 | 51.463 | 1:56.710 | 2:29.431 | | | | | |
| 4 | 5:17.847 | 51.582 | 1:58.034 | 2:28.231 | | | | | |
| 5 | 5:24.435 B | 52.579 | 1:57.163 | 2:34.693 | | | | | |
| 6 | 6:44.106 | 2:19.175 | 1:56.526 | 2:28.405 | | | | | |
| 7 | 5:17.774 | 50.805 | 1:57.983 | 2:28.986 | | | | | |
| 8 | 5:16.616 | 50.696 | 1:57.100 | 2:28.820 | | | | | |
| 9 | 5:19.588 | 50.388 | 1:59.446 | 2:29.754 | | | | | |
| 13 Jeremy Cottingham James Cottingham | | | | | | | | | |
| 1 | 5:21.842 | 1:00.183 | 1:57.474 | 2:24.185 | | | | | |
| 2 | 5:10.005 | 50.184 | 1:56.839 | 2:22.982 | | | | | |
| 3 | 5:23.859 | 50.610 | 2:03.248 | 2:30.001 | | | | | |
| 4 | 5:17.226 | 48.940 | 1:58.908 | 2:29.378 | | | | | |
| 5 | 5:22.508 B | 52.447 | 1:58.580 | 2:31.481 | | | | | |
| 6 | 6:42.721 | 2:22.287 | 1:56.928 | 2:23.506 | | | | | |

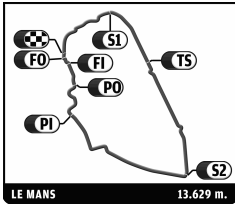


24 HEURES DU MANS LE MANS LEGEND Race

Chronological Analysis of Performances

B Crossing the finish line in pit lane **S2** Time from 1st intermediate to 2nd intermediate
S1 Time from finish line to 1st intermediate **S3** Time from 2nd intermediate to finish line **FY** Full Yellow Flag

| Lap | Lap Time | S1 | S2 | S3 | Lap | Lap Time | S1 | S2 | S3 |
|---------------------------------------------------------------------------------------------------------------------------------------------------------|------------|----------|----------|----------|---------------------------------------------------------------------------------------------------------------------------------------------------------------|------------|----------|----------|----------|
| 7 | 5:02.142 | 48.898 | 1:54.091 | 2:19.153 | 8 | 6:00.461 | 57.846 | 2:17.429 | 2:45.186 |
| 8 | 5:00.132 | 47.835 | 1:53.518 | 2:18.779 | <div style="border: 1px solid black; padding: 5px; display: inline-block; margin-right: 10px;">21</div> David Piper John Lewis | | | | |
| 9 | 5:02.813 | 48.533 | 1:54.161 | 2:20.119 | | | | | |
| 10 | 5:02.127 | 47.852 | 1:53.486 | 2:20.789 | <div style="border: 1px solid black; padding: 5px; display: inline-block; margin-right: 10px;">22</div> Bertrand Leseur Jean Laurent-Bellue | | | | |
| <div style="border: 1px solid black; padding: 5px; display: inline-block; margin-right: 10px;">17</div> Martin Melling | | | | | | | | | |
| | | | | | 1 | 6:14.884 | 1:14.745 | 2:14.224 | 2:45.915 |
| 2 | 5:51.163 | 55.717 | 2:12.739 | 2:42.707 | 3 | 6:01.055 B | 56.301 | 2:10.726 | 2:54.028 |
| 3 | 6:01.055 B | 56.301 | 2:10.726 | 2:54.028 | 4 | 7:29.871 | 2:35.515 | 2:11.224 | 2:43.132 |
| 4 | 7:29.871 | 2:35.515 | 2:11.224 | 2:43.132 | 5 | 5:46.982 | 57.389 | 2:09.660 | 2:39.933 |
| 5 | 5:46.982 | 57.389 | 2:09.660 | 2:39.933 | 6 | 5:41.378 | 54.979 | 2:07.508 | 2:38.891 |
| 6 | 5:41.378 | 54.979 | 2:07.508 | 2:38.891 | 7 | 5:41.566 | 54.714 | 2:07.578 | 2:39.274 |
| 7 | 5:41.566 | 54.714 | 2:07.578 | 2:39.274 | 8 | 5:37.712 | 55.016 | 2:06.935 | 2:35.761 |
| 8 | 5:37.712 | 55.016 | 2:06.935 | 2:35.761 | 9 | 5:39.437 | 56.221 | 2:06.748 | 2:36.468 |
| 9 | 5:39.437 | 56.221 | 2:06.748 | 2:36.468 | <div style="border: 1px solid black; padding: 5px; display: inline-block; margin-right: 10px;">23</div> Martin Hunt Patrick Blakeney-Edwards | | | | |
| <div style="border: 1px solid black; padding: 5px; display: inline-block; margin-right: 10px;">18</div> Martin Brewer | | | | | | | | | |
| | | | | | 1 | 5:31.209 | 1:05.191 | 1:59.056 | 2:26.962 |
| 2 | 5:17.593 | 51.099 | 1:57.816 | 2:28.678 | 3 | 5:48.342 | 55.128 | 2:11.310 | 2:41.904 |
| 3 | 5:20.294 | 50.884 | 1:58.994 | 2:30.416 | <div style="border: 1px solid black; padding: 5px; display: inline-block; margin-right: 10px;">25</div> Dietrich Hatlapa | | | | |
| 4 | 5:43.530 B | 51.733 | 2:03.811 | 2:47.986 | | | | | |
| 1 | 5:31.209 | 1:05.191 | 1:59.056 | 2:26.962 | 1 | 7:02.858 | 1:38.049 | 2:25.030 | 2:59.779 |
| 2 | 5:17.593 | 51.099 | 1:57.816 | 2:28.678 | 2 | 6:29.271 | 1:03.810 | 2:24.742 | 3:00.719 |
| 3 | 5:20.294 | 50.884 | 1:58.994 | 2:30.416 | 3 | 6:24.694 | 1:02.145 | 2:23.603 | 2:58.946 |
| 4 | 5:43.530 B | 51.733 | 2:03.811 | 2:47.986 | 4 | 6:28.958 | 1:05.799 | 2:24.606 | 2:58.553 |
| <div style="border: 1px solid black; padding: 5px; display: inline-block; margin-right: 10px;">19</div> Chris Conoley Allen Tice | | | | | 5 | 6:38.895 B | 1:03.339 | 2:29.091 | 3:06.465 |
| | | | | | 1 | 6:45.120 | 1:26.282 | 2:25.148 | 2:53.690 |
| 2 | 6:16.783 | 57.544 | 2:26.032 | 2:53.207 | 7 | 6:31.504 | 1:01.822 | 2:27.138 | 3:02.544 |
| 3 | 6:27.889 B | 58.819 | 2:26.756 | 3:02.314 | 8 | 6:26.906 | 1:02.207 | 2:22.833 | 3:01.866 |
| 4 | 7:36.862 | 2:22.758 | 2:26.421 | 2:47.683 | <div style="border: 1px solid black; padding: 5px; display: inline-block; margin-right: 10px;">26</div> Nigel Batchelor | | | | |
| 5 | 6:11.934 | 57.057 | 2:25.231 | 2:49.646 | | | | | |
| 6 | 6:08.738 | 57.152 | 2:24.757 | 2:46.829 | 1 | 6:41.433 | 1:31.502 | 2:18.387 | 2:51.544 |
| 7 | 6:06.943 | 56.014 | 2:24.418 | 2:46.511 | 2 | 6:18.780 | 58.029 | 2:22.622 | 2:58.129 |
| 8 | 6:07.766 | 55.875 | 2:23.941 | 2:47.950 | 3 | 6:28.640 B | 1:00.139 | 2:25.319 | 3:03.182 |
| <div style="border: 1px solid black; padding: 5px; display: inline-block; margin-right: 10px;">20</div> Philip Champion Chris Chilcott | | | | | 4 | 7:55.079 | 2:34.359 | 2:23.075 | 2:57.645 |
| | | | | | 1 | 6:20.053 | 1:21.022 | 2:16.746 | 2:42.285 |
| 2 | 5:51.501 | 55.540 | 2:13.890 | 2:42.071 | 6 | 6:15.726 | 58.272 | 2:21.573 | 2:55.881 |
| 3 | 5:50.513 | 55.345 | 2:13.073 | 2:42.095 | 7 | 6:18.355 | 1:03.545 | 2:23.271 | 2:51.539 |
| 4 | 6:02.691 B | 56.625 | 2:13.889 | 2:52.177 | 8 | 6:15.553 | 58.270 | 2:25.317 | 2:51.966 |
| 5 | 7:21.599 | 2:27.974 | 2:12.898 | 2:40.727 | | | | | |
| 6 | 5:53.672 | 56.177 | 2:14.009 | 2:43.486 | | | | | |
| 7 | 5:57.329 | 56.709 | 2:16.383 | 2:44.237 | | | | | |

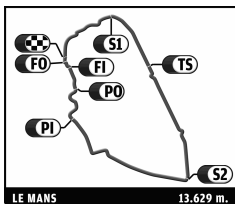


24 HEURES DU MANS LE MANS LEGEND Race

Chronological Analysis of Performances

B Crossing the finish line in pit lane **S2** Time from 1st intermediate to 2nd intermediate
S1 Time from finish line to 1st intermedia **S3** Time from 2nd intermediate to finish line **FY** Full Yellow Flag

| Lap | Lap Time | S1 | S2 | S3 | Lap | Lap Time | S1 | S2 | S3 |
|---------------------------------------|------------|----------|----------|----------|-----------------------------------------|------------|----------|----------|----------|
| 27 Jason Wright | | | | | 6 | 7:07.901 | 2:35.631 | 2:01.169 | 2:31.101 |
| 1 | 5:49.800 | 1:07.766 | 2:06.013 | 2:36.021 | 7 | 5:25.493 | 54.067 | 2:00.930 | 2:30.496 |
| 2 | 5:31.719 | 54.666 | 2:04.692 | 2:32.361 | 8 | 5:22.877 | 52.501 | 2:00.778 | 2:29.598 |
| 3 | 5:31.080 | 52.062 | 2:06.048 | 2:32.970 | 9 | 5:21.167 | 51.963 | 2:00.686 | 2:28.518 |
| 4 | 5:30.374 B | 51.553 | 2:03.019 | 2:35.802 | | | | | |
| 5 | 6:55.314 | 2:20.085 | 2:04.553 | 2:30.676 | | | | | |
| 6 | 5:26.926 | 51.540 | 2:02.455 | 2:32.931 | | | | | |
| 7 | 5:25.395 | 53.766 | 2:01.566 | 2:30.063 | | | | | |
| 8 | 5:24.882 | 52.059 | 2:02.797 | 2:30.026 | | | | | |
| 9 | 5:23.088 | 51.810 | 2:02.736 | 2:28.542 | | | | | |
| 28 David Wenman | | | | | 31 Cameron Healy | | | | |
| 1 | 5:51.432 | 1:09.610 | 2:05.475 | 2:36.347 | 1 | 6:02.464 | | | |
| 2 | 5:28.567 | 53.491 | 2:02.296 | 2:32.780 | 2 | 5:23.057 | | | |
| 3 | 5:27.910 | 53.188 | 2:03.002 | 2:31.720 | 3 | 5:23.890 | | | |
| 4 | 5:25.491 | 52.593 | 2:01.921 | 2:30.977 | 4 | 5:23.618 | | | |
| 5 | 5:33.148 B | 52.747 | 2:02.822 | 2:37.579 | | | | | |
| 6 | 6:54.937 | 2:22.220 | 2:02.209 | 2:30.508 | | | | | |
| 7 | 5:24.030 | 52.844 | 2:02.192 | 2:28.994 | | | | | |
| 8 | 5:22.355 | 53.036 | 2:00.748 | 2:28.571 | | | | | |
| 9 | 5:30.085 | 52.251 | 2:00.849 | 2:36.985 | | | | | |
| 29 Keith Ahlers | | | | | 32 James Dixon Robert McElroy | | | | |
| 1 | 5:39.349 | 1:04.689 | 2:03.931 | 2:30.729 | 1 | 7:31.500 | 1:35.296 | 2:32.931 | 3:23.273 |
| 2 | 5:21.852 | 51.509 | 2:02.404 | 2:27.939 | 2 | 9:43.727 B | 1:11.683 | 3:02.999 | 5:29.045 |
| 3 | 5:20.462 | 50.110 | 2:02.258 | 2:28.094 | | | | | |
| 4 | 5:21.039 | 49.876 | 2:02.681 | 2:28.482 | | | | | |
| 5 | 5:30.821 B | 51.326 | 2:03.053 | 2:36.442 | | | | | |
| 6 | 6:44.144 | 2:13.097 | 2:02.827 | 2:28.220 | | | | | |
| 7 | 5:22.887 | 50.932 | 2:02.505 | 2:29.450 | | | | | |
| 8 | 5:21.882 | 51.127 | 2:02.801 | 2:27.954 | | | | | |
| 9 | 5:22.862 | 51.150 | 2:02.916 | 2:28.796 | | | | | |
| 30 Mark Gibbon James Gibbon | | | | | 33 Jon Minshaw | | | | |
| 1 | 5:43.639 | 1:05.867 | 2:04.915 | 2:32.857 | 1 | 4:49.442 | 49.151 | 1:47.582 | 2:12.709 |
| 2 | 5:27.663 | 53.598 | 2:02.802 | 2:31.263 | 2 | 4:47.223 | 46.474 | 1:47.486 | 2:13.263 |
| 3 | 5:26.250 | 53.651 | 2:00.416 | 2:32.183 | 3 | 4:45.524 | 47.329 | 1:46.154 | 2:12.041 |
| 4 | 5:23.432 | 52.714 | 2:01.158 | 2:29.560 | 4 | 4:48.108 | 46.619 | 1:46.366 | 2:15.123 |
| 5 | 5:30.082 B | 53.029 | 2:01.759 | 2:35.294 | 5 | 5:03.464 B | 49.110 | 1:53.881 | 2:20.473 |
| | | | | | 34 Brian White | | | | |
| | | | | | 1 | 6:17.140 | 1:18.976 | 2:15.435 | 2:42.729 |
| | | | | | 2 | 5:54.865 | 54.990 | 2:14.516 | 2:45.359 |
| | | | | | 3 | 5:50.466 | 55.171 | 2:13.299 | 2:41.996 |
| | | | | | 4 | 6:00.820 B | 56.772 | 2:13.235 | 2:50.813 |
| | | | | | 5 | 7:18.281 | 2:24.529 | 2:14.678 | 2:39.074 |
| | | | | | 6 | 5:49.727 | 55.784 | 2:13.639 | 2:40.304 |
| | | | | | 7 | 5:48.589 | 54.840 | 2:14.146 | 2:39.603 |
| | | | | | 8 | 5:47.863 | 55.201 | 2:15.205 | 2:37.457 |
| | | | | | 9 | 5:50.145 | 54.702 | 2:14.234 | 2:41.209 |

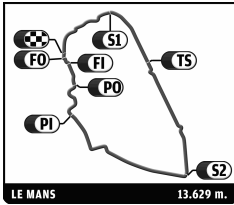


24 HEURES DU MANS LE MANS LEGEND Race

Chronological Analysis of Performances

B Crossing the finish line in pit lane **S2** Time from 1st intermediate to 2nd intermediate
S1 Time from finish line to 1st intermedia **S3** Time from 2nd intermediate to finish line **FY** Full Yellow Flag

| Lap | Lap Time | S1 | S2 | S3 | Lap | Lap Time | S1 | S2 | S3 |
|----------------------------------------------|-------------------|----------|----------|----------|-----|----------|--------|----------|----------|
| 35 Fergus MacLeod | | | | | 10 | 5:06.384 | 50.066 | 1:53.780 | 2:22.538 |
| 1 | 5:48.175 | 1:07.233 | 2:05.465 | 2:35.477 | | | | | |
| 2 | 5:30.894 | 52.447 | 2:04.893 | 2:33.554 | | | | | |
| 3 | 5:55.262 B | 51.883 | 2:04.842 | 2:58.537 | | | | | |
| 4 | 7:08.668 | 2:31.437 | 2:03.971 | 2:33.260 | | | | | |
| 5 | 5:28.787 | 52.450 | 2:03.271 | 2:33.066 | | | | | |
| 6 | 5:28.907 | 51.887 | 2:03.480 | 2:33.540 | | | | | |
| 7 | 5:30.900 | 51.597 | 2:04.462 | 2:34.841 | | | | | |
| 8 | 5:33.035 | 52.481 | 2:05.299 | 2:35.255 | | | | | |
| 9 | 5:29.013 | 52.085 | 2:03.764 | 2:33.164 | | | | | |
| 37 Gregor Fisken | | | | | | | | | |
| 1 | 4:52.762 | 51.195 | 1:48.761 | 2:12.806 | | | | | |
| 2 | 4:47.709 | 46.724 | 1:48.417 | 2:12.568 | | | | | |
| 3 | 4:48.681 | 46.386 | 1:48.881 | 2:13.414 | | | | | |
| 4 | 5:06.667 B | 47.371 | 1:57.086 | 2:22.210 | | | | | |
| 5 | 6:57.560 | 2:51.812 | 1:50.825 | 2:14.923 | | | | | |
| 42 Chris Scragg | | | | | | | | | |
| 1 | 6:18.461 | 1:17.374 | 2:13.167 | 2:47.920 | | | | | |
| 2 | 5:54.703 | 56.659 | 2:12.893 | 2:45.151 | | | | | |
| 3 | 5:55.330 B | 56.785 | 2:07.992 | 2:50.553 | | | | | |
| 4 | 7:23.809 | 2:30.542 | 2:10.183 | 2:43.084 | | | | | |
| 5 | 5:44.981 | 56.951 | 2:10.015 | 2:38.015 | | | | | |
| 6 | 5:41.545 | 55.403 | 2:07.663 | 2:38.479 | | | | | |
| 7 | 5:41.514 | 54.900 | 2:07.438 | 2:39.176 | | | | | |
| 8 | 5:43.216 | 55.586 | 2:07.692 | 2:39.938 | | | | | |
| 9 | 5:36.708 | 55.311 | 2:04.940 | 2:36.457 | | | | | |
| 43 Peter Thornton David Garrett | | | | | | | | | |
| 1 | 5:38.941 | 1:02.648 | 2:00.700 | 2:35.593 | | | | | |
| 2 | 5:18.351 | 51.532 | 1:56.555 | 2:30.264 | | | | | |
| 3 | 5:29.010 B | 52.895 | 1:57.426 | 2:38.689 | | | | | |
| 4 | 6:31.747 | 2:14.195 | 1:55.449 | 2:22.103 | | | | | |
| 5 | 5:08.962 | 51.064 | 1:54.673 | 2:23.225 | | | | | |
| 6 | 5:10.336 | 50.037 | 1:55.168 | 2:25.131 | | | | | |
| 7 | 5:03.536 | 49.364 | 1:53.435 | 2:20.737 | | | | | |
| 8 | 5:02.060 | 48.655 | 1:53.515 | 2:19.890 | | | | | |
| 9 | 5:02.573 | 48.884 | 1:53.207 | 2:20.482 | | | | | |
| 44 Julian Bronson | | | | | | | | | |
| 1 | 5:06.374 | 54.341 | 1:52.970 | 2:19.063 | | | | | |
| 2 | 4:54.574 | 47.400 | 1:49.869 | 2:17.305 | | | | | |
| 3 | 4:52.012 | 47.391 | 1:49.072 | 2:15.549 | | | | | |
| 4 | 5:49.429 B | 47.889 | 2:01.507 | 3:00.033 | | | | | |
| 5 | 8:19.230 B | 2:54.722 | 2:04.643 | 3:19.865 | | | | | |
| 46 Christopher Clegg Charles Clegg | | | | | | | | | |
| 1 | 6:40.918 | 1:20.968 | 2:25.064 | 2:54.886 | | | | | |
| 2 | 6:17.992 | 1:00.149 | 2:23.933 | 2:53.910 | | | | | |
| 3 | 6:27.900 B | 59.034 | 2:22.511 | 3:06.355 | | | | | |
| 4 | 7:22.773 | 2:20.389 | 2:17.453 | 2:44.931 | | | | | |
| 5 | 5:53.899 | 55.900 | 2:15.854 | 2:42.145 | | | | | |
| 6 | 5:47.603 | 54.895 | 2:13.095 | 2:39.613 | | | | | |
| 7 | 5:48.209 | 54.444 | 2:13.690 | 2:40.075 | | | | | |
| 8 | 5:48.253 | 54.460 | 2:14.148 | 2:39.645 | | | | | |
| 48 Alain Rueede | | | | | | | | | |
| 1 | 6:05.322 | 1:12.223 | 2:14.157 | 2:38.942 | | | | | |
| 2 | 5:42.326 | 54.176 | 2:10.857 | 2:37.293 | | | | | |
| 3 | 5:47.899 B | 53.567 | 2:09.859 | 2:44.473 | | | | | |
| 4 | 8:47.545 B | 3:24.406 | 2:11.837 | 3:11.302 | | | | | |
| 49 Gavin Pickering | | | | | | | | | |
| 1 | 4:59.001 | 53.299 | 1:49.049 | 2:16.653 | | | | | |
| 2 | 4:56.550 | 48.912 | 1:50.779 | 2:16.859 | | | | | |
| 3 | 4:53.687 | 47.785 | 1:48.658 | 2:17.244 | | | | | |
| 4 | 4:55.539 | 47.791 | 1:49.241 | 2:18.507 | | | | | |
| 5 | 4:57.683 | 51.849 | 1:49.068 | 2:16.766 | | | | | |
| 6 | 5:00.758 B | 47.775 | 1:49.612 | 2:23.371 | | | | | |
| 7 | 6:22.100 | 2:13.379 | 1:50.226 | 2:18.495 | | | | | |
| 8 | 4:55.875 | 48.719 | 1:50.217 | 2:16.939 | | | | | |
| 9 | 5:00.317 | 49.548 | 1:52.553 | 2:18.216 | | | | | |
| 10 | 4:57.283 | 49.043 | 1:50.423 | 2:17.817 | | | | | |
| 50 Nigel Webb | | | | | | | | | |

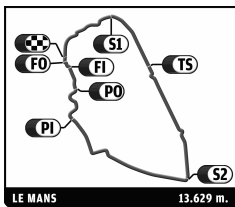


24 HEURES DU MANS LE MANS LEGEND Race

Chronological Analysis of Performances

B Crossing the finish line in pit lane
S1 Time from finish line to 1st intermedia
S2 Time from 1st intermediate to 2nd intermediate
S3 Time from 2nd intermediate to finish line
FY Full Yellow Flag

| Lap | Lap Time | S1 | S2 | S3 | Lap | Lap Time | S1 | S2 | S3 |
|----------------------------------------------|------------|----------|----------|----------|-----|----------|----------|----------|----------|
| 51 Tom Alexander Adrian Willmott | | | | | | | | | |
| 1 | 5:36.243 | 1:04.138 | 1:59.743 | 2:32.362 | 9 | 5:45.057 | 1:02.199 | 2:07.778 | 2:35.080 |
| 2 | 5:14.261 | 51.900 | 1:57.286 | 2:25.075 | | | | | |
| 3 | 5:19.310 | 50.339 | 1:58.691 | 2:30.280 | | | | | |
| 4 | 5:17.703 | 50.488 | 1:58.444 | 2:28.771 | | | | | |
| 5 | 5:20.501 | 53.614 | 1:59.388 | 2:27.499 | | | | | |
| 6 | 5:24.071 B | 51.059 | 1:58.122 | 2:34.890 | | | | | |
| 7 | 6:43.629 | 2:18.324 | 1:56.558 | 2:28.747 | | | | | |
| 8 | 5:12.585 | 50.867 | 1:57.422 | 2:24.296 | | | | | |
| 9 | 5:17.428 | 50.918 | 1:58.511 | 2:27.999 | | | | | |
| 56 Ludovic Caron | | | | | | | | | |
| 1 | 4:57.241 | 52.637 | 1:48.607 | 2:15.997 | | | | | |
| 2 | 4:50.886 | 47.254 | 1:48.409 | 2:15.223 | | | | | |
| 3 | 4:50.672 | 46.698 | 1:48.267 | 2:15.707 | | | | | |
| 4 | 4:58.790 B | 47.400 | 1:48.720 | 2:22.670 | | | | | |
| 5 | 6:17.424 | 2:12.670 | 1:48.140 | 2:16.614 | | | | | |
| 6 | 4:53.655 | 47.746 | 1:49.962 | 2:15.947 | | | | | |
| 7 | 4:53.551 | 48.147 | 1:49.196 | 2:16.208 | | | | | |
| 8 | 4:52.876 | 47.276 | 1:48.276 | 2:17.324 | | | | | |
| 9 | 4:57.000 | 48.120 | 1:50.042 | 2:18.838 | | | | | |
| 10 | 4:59.189 | 48.529 | 1:50.466 | 2:20.194 | | | | | |
| 57 Holly Mason Charles Knill-Jones | | | | | | | | | |
| 1 | 5:52.748 | 1:15.082 | 2:05.405 | 2:32.261 | | | | | |
| 2 | 5:29.897 | 52.801 | 2:05.028 | 2:32.068 | | | | | |
| 3 | 5:29.003 | 52.035 | 2:05.369 | 2:31.599 | | | | | |
| 4 | 5:29.813 B | 51.247 | 2:03.035 | 2:35.531 | | | | | |
| 5 | 7:12.299 | 2:23.701 | 2:10.012 | 2:38.586 | | | | | |
| 6 | 5:39.016 | 53.845 | 2:07.355 | 2:37.816 | | | | | |
| 7 | 5:42.637 | 53.333 | 2:06.897 | 2:42.407 | | | | | |
| 8 | 5:34.917 | 52.850 | 2:08.386 | 2:33.681 | | | | | |
| 9 | 5:36.167 | 53.709 | 2:06.079 | 2:36.379 | | | | | |
| 59 John Hitch Bob Birrell | | | | | | | | | |
| 1 | 6:27.772 | 1:25.486 | 2:16.022 | 2:46.264 | | | | | |
| 2 | 6:01.165 | 58.508 | 2:17.204 | 2:45.453 | | | | | |
| 3 | 6:02.785 | 57.301 | 2:19.203 | 2:46.281 | | | | | |
| 4 | 6:17.184 B | 1:00.985 | 2:19.533 | 2:56.666 | | | | | |
| 5 | 7:49.620 | 2:42.542 | 2:18.192 | 2:48.886 | | | | | |
| 6 | 6:00.483 | 57.734 | 2:16.389 | 2:46.360 | | | | | |
| 7 | 5:58.593 | 56.968 | 2:15.625 | 2:46.000 | | | | | |
| 8 | 5:58.280 | 56.740 | 2:16.259 | 2:45.281 | | | | | |
| 55 Andrew Sharp | | | | | | | | | |
| 1 | 5:51.702 | 1:10.348 | 2:06.145 | 2:35.209 | | | | | |
| 2 | 5:30.238 | 53.507 | 2:03.655 | 2:33.076 | | | | | |
| 3 | 5:53.206 B | 52.231 | 2:04.883 | 2:56.092 | | | | | |
| 4 | 7:02.313 | 2:26.747 | 2:03.957 | 2:31.609 | | | | | |
| 5 | 5:32.565 | 55.735 | 2:04.251 | 2:32.579 | | | | | |
| 6 | 5:32.015 | 52.481 | 2:05.108 | 2:34.426 | | | | | |
| 7 | 5:31.696 | 52.965 | 2:04.587 | 2:34.144 | | | | | |
| 8 | 5:33.009 | 53.595 | 2:05.849 | 2:33.565 | | | | | |
| 60 David Cooke Anthony Hancock | | | | | | | | | |
| 1 | 5:53.148 | 1:11.026 | 2:07.221 | 2:34.901 | | | | | |
| 2 | 5:33.616 | 52.841 | 2:07.512 | 2:33.263 | | | | | |
| 3 | 5:33.687 | 52.024 | 2:07.619 | 2:34.044 | | | | | |
| 4 | 5:44.426 B | 52.933 | 2:09.602 | 2:41.891 | | | | | |



24 HEURES DU MANS LE MANS LEGEND Race

Chronological Analysis of Performances

B Crossing the finish line in pit lane **S2** Time from 1st intermediate to 2nd intermediate
S1 Time from finish line to 1st intermedia **S3** Time from 2nd intermediate to finish line **FY** Full Yellow Flag

| Lap | Lap Time | S1 | S2 | S3 | Lap | Lap Time | S1 | S2 | S3 |
|-----|----------|----------|----------|----------|-----|----------|----------|----------|----------|
| 5 | 7:32.718 | 2:29.992 | 2:17.792 | 2:44.934 | 6 | 6:36.482 | 1:01.070 | 2:34.013 | 3:01.399 |
| 6 | 5:53.371 | 55.097 | 2:15.244 | 2:43.030 | 7 | 6:35.484 | 1:01.587 | 2:33.997 | 2:59.900 |
| 7 | 5:52.886 | 55.553 | 2:16.547 | 2:40.786 | 8 | 6:18.320 | 1:03.340 | 2:33.880 | 2:41.100 |
| 8 | 5:48.318 | 55.331 | 2:13.753 | 2:39.234 | | | | | |
| 9 | 5:53.705 | 55.189 | 2:16.367 | 2:42.149 | | | | | |

61 **Tim Rogers**
Dave Smithies

| | | | | |
|---|------------|----------|----------|----------|
| 1 | 6:35.705 | 1:36.526 | 2:13.048 | 2:46.131 |
| 2 | 5:48.565 | 56.653 | 2:10.033 | 2:41.879 |
| 3 | 5:54.946 B | 56.296 | 2:07.427 | 2:51.223 |
| 4 | 7:18.476 | 2:35.118 | 2:06.612 | 2:36.746 |
| 5 | 5:33.044 | 53.736 | 2:05.931 | 2:33.377 |
| 6 | 5:30.378 | 53.576 | 2:04.725 | 2:32.077 |
| 7 | 5:30.508 | 52.941 | 2:05.283 | 2:32.284 |
| 8 | 5:28.249 | 52.523 | 2:03.311 | 2:32.415 |
| 9 | 5:28.664 | 53.201 | 2:04.166 | 2:31.297 |

62 **Timothy Stamper**

| | | | | |
|---|------------|----------|----------|----------|
| 1 | 7:57.278 | 1:38.971 | 2:36.729 | 3:41.578 |
| 2 | 7:07.206 B | 1:04.889 | 2:39.809 | 3:22.508 |
| 3 | 8:47.589 | 2:58.834 | 2:39.515 | 3:09.240 |
| 4 | 6:54.788 | 1:03.514 | 2:40.335 | 3:10.939 |
| 5 | 6:43.719 | 1:04.365 | 2:38.644 | 3:00.710 |
| 6 | 6:49.430 | 1:04.827 | 2:37.471 | 3:07.132 |
| 7 | 6:50.647 | 1:04.296 | 2:38.401 | 3:07.950 |

64 **Colin Elstrop**
Helen Elstrop

| | | | | |
|---|------------|----------|----------|----------|
| 1 | 6:38.304 B | 1:12.128 | 2:26.757 | 2:59.419 |
| 2 | 6:51.427 | 1:38.449 | 2:21.973 | 2:51.005 |
| 3 | 6:11.521 B | 57.267 | 2:21.610 | 2:52.644 |
| 4 | 7:22.282 | 2:18.827 | 2:19.631 | 2:43.824 |
| 5 | 6:02.309 | 56.726 | 2:18.688 | 2:46.895 |
| 6 | 6:04.099 | 55.802 | 2:20.017 | 2:48.280 |

65 **Paul Bason**
Tim Barrington

| | | | | |
|---|------------|----------|----------|----------|
| 1 | 6:23.301 | 1:21.770 | 2:18.638 | 2:42.893 |
| 2 | 5:52.149 | 57.231 | 2:13.362 | 2:41.556 |
| 3 | 5:54.606 | 57.096 | 2:13.825 | 2:43.685 |
| 4 | 6:13.696 B | 1:01.109 | 2:19.291 | 2:53.296 |
| 5 | 8:19.046 | 2:41.521 | 2:36.991 | 3:00.534 |

66 **Carlos Monteverde**

| | | | | |
|----|------------|--------|----------|----------|
| 1 | 4:50.755 | | | 2:12.825 |
| 2 | 4:46.731 | | | 2:12.400 |
| 3 | 4:40.541 | | | 2:09.278 |
| 4 | 4:47.468 B | 45.654 | 1:45.159 | 2:16.655 |
| 5 | 6:19.722 | | | 2:14.131 |
| 6 | 4:42.278 | | | 2:09.755 |
| 7 | 4:42.614 | | | 2:11.720 |
| 8 | 4:44.569 | 46.929 | 1:46.534 | 2:11.106 |
| 9 | 4:44.362 | | | 2:11.848 |
| 10 | 4:47.199 | | | 2:12.899 |

67 **Neil Twyman**
Craig Twyman

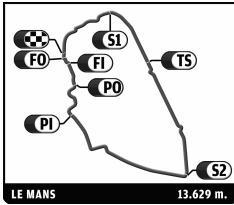
| | | | | |
|---|------------|----------|----------|----------|
| 1 | 5:46.025 | 1:08.062 | 2:06.133 | 2:31.830 |
| 2 | 5:25.572 | 51.688 | 2:03.136 | 2:30.748 |
| 3 | 5:26.261 | 52.264 | 2:02.969 | 2:31.028 |
| 4 | 5:35.705 B | 51.379 | 2:03.682 | 2:40.644 |
| 5 | 7:05.795 | 2:25.954 | 2:08.869 | 2:30.972 |
| 6 | 5:27.439 | 51.847 | 2:03.071 | 2:32.521 |

68 **James Gibbon**
Mark Gibbon

| | | | | |
|----|------------|----------|----------|----------|
| 1 | 5:13.495 | 59.022 | 1:52.437 | 2:22.036 |
| 2 | 5:01.585 | 49.778 | 1:50.506 | 2:21.301 |
| 3 | 5:01.746 | 48.300 | 1:51.901 | 2:21.545 |
| 4 | 5:12.263 B | 49.841 | 1:54.128 | 2:28.294 |
| 5 | 6:25.747 | 2:16.929 | 1:50.696 | 2:18.122 |
| 6 | 4:58.649 | 48.070 | 1:51.556 | 2:19.023 |
| 7 | 4:57.555 | 49.108 | 1:48.825 | 2:19.622 |
| 8 | 4:57.397 | 48.398 | 1:50.704 | 2:18.295 |
| 9 | 4:55.859 | 48.151 | 1:48.907 | 2:18.801 |
| 10 | 4:56.361 | 48.320 | 1:49.053 | 2:18.988 |

70 **Gabriel Kremer**

| | | | | |
|---|----------|----------|----------|----------|
| 1 | 6:13.198 | 1:18.274 | 2:13.152 | 2:41.772 |
| 2 | 5:44.618 | 55.519 | 2:09.860 | 2:39.239 |
| 3 | 5:47.373 | 55.331 | 2:10.816 | 2:41.226 |



24 HEURES DU MANS LE MANS LEGEND Race

Chronological Analysis of Performances

B Crossing the finish line in pit lane
S1 Time from finish line to 1st intermedia
S2 Time from 1st intermediate to 2nd intermediate
S3 Time from 2nd intermediate to finish line
FY Full Yellow Flag

| Lap | Lap Time | S1 | S2 | S3 | Lap | Lap Time | S1 | S2 | S3 |
|-----|-------------------|----------|----------|----------|-----|-------------------|----------|----------|----------|
| 4 | 5:47.755 B | 54.801 | 2:08.144 | 2:44.810 | 1 | 6:22.541 | 1:25.004 | 2:13.750 | 2:43.787 |
| 5 | 7:07.294 | 2:19.045 | 2:10.503 | 2:37.746 | 2 | 5:51.858 | 57.363 | 2:11.461 | 2:43.034 |
| 6 | 5:45.556 | 55.236 | 2:11.600 | 2:38.720 | 3 | 5:59.925 B | 57.630 | 2:09.955 | 2:52.340 |
| 7 | 5:42.794 | 54.382 | 2:11.218 | 2:37.194 | 4 | 7:21.452 | 2:27.693 | 2:10.608 | 2:43.151 |
| 8 | 5:39.006 | 54.684 | 2:07.644 | 2:36.678 | 5 | 5:45.080 | 57.841 | 2:08.126 | 2:39.113 |
| 9 | 5:41.702 | 54.342 | 2:08.793 | 2:38.567 | 6 | 5:43.747 | 55.897 | 2:07.388 | 2:40.462 |
| | | | | | 7 | 5:44.797 | 56.091 | 2:08.095 | 2:40.611 |
| | | | | | 8 | 5:48.477 | 56.331 | 2:10.109 | 2:42.037 |
| | | | | | 9 | 5:47.550 | 57.147 | 2:09.340 | 2:41.063 |

71 Gary Pearson

| | | | | |
|---|-------------------|----------|----------|----------|
| 1 | 5:04.066 | 53.152 | 1:52.509 | 2:18.405 |
| 2 | 4:56.289 | 48.040 | 1:50.925 | 2:17.324 |
| 3 | 4:55.279 | 47.242 | 1:51.439 | 2:16.598 |
| 4 | 5:24.797 B | 48.021 | 1:55.667 | 2:41.109 |
| 5 | 6:34.776 | 2:23.905 | 1:52.855 | 2:18.016 |
| 6 | 6:58.614 B | 48.143 | 2:03.677 | 4:06.794 |

77 Joe Twyman
Roger Wills

| | | | | |
|----|-------------------|----------|----------|----------|
| 1 | 4:47.607 | 49.613 | 1:46.720 | 2:11.274 |
| 2 | 4:43.331 | 45.883 | 1:46.710 | 2:10.738 |
| 3 | 4:42.655 | 46.100 | 1:46.224 | 2:10.331 |
| 4 | 4:50.985 B | 45.637 | 1:47.034 | 2:18.314 |
| 5 | 6:21.831 | 2:15.116 | 1:48.170 | 2:18.545 |
| 6 | 4:50.561 | 48.148 | 1:46.860 | 2:15.553 |
| 7 | 4:51.587 | 47.691 | 1:47.368 | 2:16.528 |
| 8 | 4:52.537 | 47.585 | 1:47.116 | 2:17.836 |
| 9 | 4:49.178 | 47.168 | 1:47.569 | 2:14.441 |
| 10 | 4:52.338 | 47.755 | 1:48.651 | 2:15.932 |

85 Stephen Bond

| | | | | |
|----|-------------------|----------|----------|----------|
| 1 | 5:14.253 | 57.717 | 1:55.250 | 2:21.286 |
| 2 | 5:09.160 | 49.683 | 1:55.969 | 2:23.508 |
| 3 | 5:11.315 | 51.239 | 1:56.919 | 2:23.157 |
| 4 | 5:11.825 | 51.308 | 1:56.985 | 2:23.532 |
| 5 | 5:23.866 B | 53.838 | 1:56.810 | 2:33.218 |
| 6 | 6:44.477 | 2:14.186 | 1:57.612 | 2:32.679 |
| 7 | 5:13.597 | 52.162 | 1:57.277 | 2:24.158 |
| 8 | 5:10.601 | 50.317 | 1:57.424 | 2:22.860 |
| 9 | 5:10.226 | 49.944 | 1:57.193 | 2:23.089 |
| 10 | 5:10.851 | 50.276 | 1:56.210 | 2:24.365 |

93 Derek Hood

| | | | | |
|----|-------------------|----------|----------|----------|
| 1 | 5:14.253 | 57.717 | 1:55.250 | 2:21.286 |
| 2 | 5:09.160 | 49.683 | 1:55.969 | 2:23.508 |
| 3 | 5:11.315 | 51.239 | 1:56.919 | 2:23.157 |
| 4 | 5:11.825 | 51.308 | 1:56.985 | 2:23.532 |
| 5 | 5:23.866 B | 53.838 | 1:56.810 | 2:33.218 |
| 6 | 6:44.477 | 2:14.186 | 1:57.612 | 2:32.679 |
| 7 | 5:13.597 | 52.162 | 1:57.277 | 2:24.158 |
| 8 | 5:10.601 | 50.317 | 1:57.424 | 2:22.860 |
| 9 | 5:10.226 | 49.944 | 1:57.193 | 2:23.089 |
| 10 | 5:10.851 | 50.276 | 1:56.210 | 2:24.365 |

106 Paul Chase-Gardener

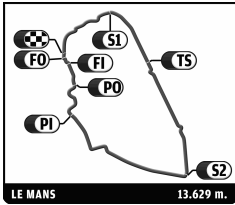
| | | | | |
|---|-------------------|----------|----------|----------|
| 1 | 5:43.181 | 1:06.292 | 2:03.155 | 2:33.734 |
| 2 | 5:22.288 | 52.474 | 1:59.883 | 2:29.931 |
| 3 | 5:22.287 | 51.160 | 2:00.655 | 2:30.472 |
| 4 | 5:20.046 | 51.561 | 1:59.978 | 2:28.507 |
| 5 | 5:34.685 B | 56.604 | 2:01.595 | 2:36.486 |
| 6 | 6:55.651 | 2:26.683 | 1:59.589 | 2:29.379 |
| 7 | 5:19.885 | 51.595 | 1:58.871 | 2:29.419 |
| 8 | 5:24.241 | 53.546 | 1:59.158 | 2:31.537 |
| 9 | 5:20.250 | 51.914 | 1:59.562 | 2:28.774 |

117 Alex Buncombe

| | | | | |
|----|-------------------|----------|----------|----------|
| 1 | 4:50.159 | 48.821 | 1:48.421 | 2:12.917 |
| 2 | 4:47.325 | 46.058 | 1:47.970 | 2:13.297 |
| 3 | 4:45.486 | 46.891 | 1:46.554 | 2:12.041 |
| 4 | 4:53.288 B | 46.501 | 1:48.365 | 2:18.422 |
| 5 | 6:12.652 | 2:11.482 | 1:47.964 | 2:13.206 |
| 6 | 4:43.717 | 46.231 | 1:45.413 | 2:12.073 |
| 7 | 4:44.239 | 46.182 | 1:45.961 | 2:12.096 |
| 8 | 4:42.800 | 46.068 | 1:45.745 | 2:10.987 |
| 9 | 4:44.309 | 46.476 | 1:46.451 | 2:11.382 |
| 10 | 4:44.617 | 46.629 | 1:45.676 | 2:12.312 |

121 Glynn Allen

| | | | | |
|---|-------------------|----------|----------|----------|
| 1 | 6:46.940 | 1:30.576 | 2:21.881 | 2:54.483 |
| 2 | 6:13.918 | 1:00.547 | 2:20.425 | 2:52.946 |
| 3 | 6:15.347 | 1:00.581 | 2:20.014 | 2:54.752 |
| 4 | 6:26.664 B | 1:03.799 | 2:20.511 | 3:02.354 |
| 5 | 7:41.489 | 2:28.185 | 2:19.846 | 2:53.458 |
| 6 | 6:10.327 | 59.245 | 2:19.264 | 2:51.818 |
| 7 | 6:09.423 | 1:00.061 | 2:17.770 | 2:51.592 |
| 8 | 6:04.983 | 58.364 | 2:17.593 | 2:49.026 |



24 HEURES DU MANS LE MANS LEGEND Race

Chronological Analysis of Performances

B Crossing the finish line in pit lane **S2** Time from 1st intermediate to 2nd intermediate
S1 Time from finish line to 1st intermedia **S3** Time from 2nd intermediate to finish line **FY** Full Yellow Flag

| Lap | Lap Time | S1 | S2 | S3 | Lap | Lap Time | S1 | S2 | S3 |
|------------|---------------------|----|----|----|-----|----------|--------|----------|----------|
| 127 | David Bennet | | | | 8 | 5:08.785 | 49.996 | 1:56.490 | 2:22.299 |
| | | | | | 9 | 5:12.392 | 49.406 | 1:56.600 | 2:26.386 |

| | | | | |
|---|-------------------|----------|----------|----------|
| 1 | 6:21.492 | 1:22.556 | 2:12.811 | 2:46.125 |
| 2 | 5:47.633 | 55.434 | 2:09.361 | 2:42.838 |
| 3 | 5:42.728 | 55.456 | 2:06.944 | 2:40.328 |
| 4 | 5:53.244 B | 56.001 | 2:06.458 | 2:50.785 |
| 5 | 7:17.505 | 2:32.903 | 2:06.045 | 2:38.557 |
| 6 | 5:40.487 | 55.832 | 2:04.393 | 2:40.262 |
| 7 | 5:40.510 | 55.588 | 2:06.679 | 2:38.243 |
| 8 | 5:38.871 | 56.396 | 2:05.490 | 2:36.985 |
| 9 | 5:42.475 | 55.795 | 2:04.811 | 2:41.869 |

| | | | | |
|------------|-----------------------|--|--|--|
| 171 | Emanuele Pirro | | | |
| | Roger Wills | | | |

| | | | | |
|---|-------------------|----------|----------|----------|
| 1 | 4:59.227 | 53.575 | 1:51.333 | 2:14.319 |
| 2 | 4:50.194 | 46.829 | 1:49.687 | 2:13.678 |
| 3 | 4:48.947 | 45.995 | 1:48.477 | 2:14.475 |
| 4 | 4:50.810 | 46.438 | 1:49.418 | 2:14.954 |
| 5 | 5:01.340 B | 48.723 | 1:50.990 | 2:21.627 |
| 6 | 6:19.514 | 2:13.424 | 1:51.428 | 2:14.662 |
| 7 | 5:42.104 B | 47.131 | 1:51.622 | 3:03.351 |

| | | | | |
|------------|------------------------|--|--|--|
| 177 | Gavin Henderson | | | |
|------------|------------------------|--|--|--|

| | | | | |
|---|-------------------|----------|----------|----------|
| 1 | 5:50.956 | 1:12.990 | 2:02.850 | 2:35.116 |
| 2 | 5:22.210 | 53.151 | 2:00.376 | 2:28.683 |
| 3 | 5:20.085 | 53.407 | 1:56.956 | 2:29.722 |
| 4 | 5:17.344 | 51.942 | 1:55.838 | 2:29.564 |
| 5 | 5:25.982 B | 56.855 | 1:55.916 | 2:33.211 |
| 6 | 6:47.491 | 2:21.219 | 1:57.481 | 2:28.791 |
| 7 | 5:21.591 | 52.559 | 1:55.812 | 2:33.220 |
| 8 | 5:27.029 | 53.041 | 2:03.555 | 2:30.433 |
| 9 | 5:15.925 | 52.667 | 1:56.015 | 2:27.243 |

| | | | | |
|------------|--------------------------------|--|--|--|
| 211 | Christiaan Van Lanschot | | | |
| | Karsten Le Blanc | | | |

| | | | | |
|---|-------------------|----------|----------|----------|
| 1 | 5:38.083 | 1:03.860 | 2:01.999 | 2:32.224 |
| 2 | 5:19.736 | 50.979 | 1:59.297 | 2:29.460 |
| 3 | 5:20.328 | 52.503 | 1:58.386 | 2:29.439 |
| 4 | 5:23.301 B | 50.800 | 1:57.439 | 2:35.062 |
| 5 | 6:48.686 | 2:23.719 | 1:58.216 | 2:26.751 |
| 6 | 5:12.123 | 51.029 | 1:56.589 | 2:24.505 |
| 7 | 5:14.230 | 49.446 | 1:58.236 | 2:26.548 |