

# ELMS

## 6 HEURES DU CASTELLET

Race

### Final Classification

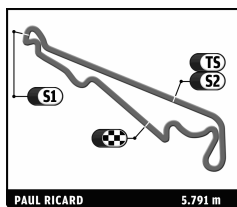
Nr.	Team	Drivers	Car	Class	Ty	Laps	Total Time	Gap	Best Lap			
									Lap	Time	Kph	
1	46 Thiriet by Tds Racing	Thiriet / Beche	Oreca 03 - Nissan	LM P2	D	189	6:00'53.302		107	1'49.369	190.6	
2	19 Sebastien Loeb Racing	Sarrazin / Minassian / Maroc	Oreca 03 - Nissan	LM P2	D	188	6:00'55.624	1 Laps	1 Laps	156	1'49.865	189.8
3	17 Status GP	Stirling / Sims / Buurman	Lola B12/80 Coupe - Judd HK	LM P2	D	188	6:01'27.347	1 Laps	31.723	130	1'49.525	190.3
4	1 Greaves Motorsport	Brunle / Kimber-Smith / Ordoñez	Zytek Z11SN - Nissan	LM P2	D	188	6:01'38.105	1 Laps	10.758	96	1'50.298	189.0
5	11 Race Performance	Hirschi / Meichtry / Frey	Oreca 03 - Judd	LM P2	D	186	6:02'25.091	3 Laps	2 Laps	130	1'50.156	189.3
6	24 OAK Racing	Kraihamer / Moreau / Nicolet	Morgan - Judd	LM P2	D	185	6:01'30.348	4 Laps	1 Laps	140	1'49.496	190.4
7	10 Pecom Racing	Bruni / Perez Companc / Kaffer	Oreca 03 - Nissan	LM P2	D	183	6:00'57.194	6 Laps	2 Laps	158	1'50.004	189.5
8	42 Curtis Racing Technologies	Kapadia / Keen / Hartshorne	Formula Le Mans - Oreca - 09	LM PC	M	177	6:01'51.272	12 Laps	6 Laps	22	1'54.675	181.8
9	66 JMW Motorsport	Walker / Cocker	Ferrari 458 Italia	LM GTE Pro	D	176	6:01'05.005	13 Laps	1 Laps	77	1'59.219	174.9
10	83 JMB Racing	Melo / Frezza	Ferrari 458 Italia	LM GTE Pro	M	176	6:01'06.079	13 Laps	1.074	145	1'59.487	174.5
11	75 Prospeed Competition	Goossens / Soulet	Porsche 911 RSR (997)	LM GTE Am	M	175	6:01'37.218	14 Laps	1 Laps	7	1'59.749	174.1
12	44 Extreme Limite Aric	Thirion / Rosier	Norma M200P - Judd	LM P2	D	175	6:02'45.600	14 Laps	1'08.382	100	1'52.789	184.8
13	38 Jota	Hancock / Dolan	Zytek Z11SN - Nissan	LM P2	D	174	6:01'11.737	15 Laps	1 Laps	114	1'50.058	189.4
14	67 Imsa Performance Matmut	Armindo / Narac / Pons	Porsche 911 RSR (997)	LM GTE Am	M	174	6:01'38.715	15 Laps	26.978	147	1'59.112	175.0
15	61 Kessel Racing	Peter / Broniszewski	Ferrari 458 Italia	LM GTE Pro	D	174	6:02'50.493	15 Laps	1'11.778	65	2'00.039	173.7
16	99 JMB Racing	Ferte / Illiano	Ferrari 458 Italia	LM GTE Am	M	172	6:01'40.256	17 Laps	2 Laps	159	2'00.426	173.1
17	69 Gulf Racing	Goethe / Hall	Aston Martin Vantage	LM GTE Am	D	160	6:01'39.840	29 Laps	12 Laps	128	1'59.536	174.4
18	60 AF Corse	Cioci / Griffin / Perazzini	Ferrari 458 Italia	LM GTE Am	M	144	6:01'08.861	45 Laps	16 Laps	129	1'59.368	174.6
<i>Not classified</i>												
40	Boutsen Ginion Racing	Merlin / Vignali / Dagoneau	Formula Le Mans - Oreca - 09	LM PC	M	111	4:31'36.237			17	1'57.536	177.4
18	Murphy Prototypes	Moro / Firth / Hughes	Oreca 03 - Nissan	LM P2	D	64	2:04'31.669			18	1'50.738	188.3
45	Boutsen Ginion Racing	Buemi / Brière / Clarke	Oreca 03 - Nissan	LM P2	D	27	56'12.210			21	1'50.877	188.0

Published at: .....

Track Temp: 18,89 °C

Air Temp: 15,44 °C

Stewards:	Timekeeper:
-----------	-------------



# ELMS

## 6 HEURES DU CASTELLET

Race

### Final Classification by Class

Nr.	Team	Drivers	Car	Class	Ty	Laps	Total Time	Gap			Best Lap			
								Lap	Time	Kph	Lap	Time	Kph	
<b>LM P2</b>							Fastest Lap by Beche Mathias: 1'49.369 (Lap 107, 190,6 Kph)							
1	46	Thiriet by Tds Racing	Thiriet / Beche	Oreca 03 - Nissan	LM P2	D	189	<b>6:00'53.302</b>				107	<b>1'49.369</b>	190.6
2	19	Sebastien Loeb Racing	Sarrazin / Minassian / Maroc	Oreca 03 - Nissan	LM P2	D	188	<b>6:00'55.624</b>	1 Laps	1 Laps	156	<b>1'49.865</b>	189.8	
3	17	Status GP	Stirling / Sims / Buurman	Lola B12/80 Coupe - Judd HK	LM P2	D	188	<b>6:01'27.347</b>	1 Laps	31.723	130	<b>1'49.525</b>	190.3	
4	1	Greaves Motorsport	Brundle / Kimber-Smith / Ordoñez	Zytek Z11SN - Nissan	LM P2	D	188	<b>6:01'38.105</b>	1 Laps	10.758	96	<b>1'50.298</b>	189.0	
5	11	Race Performance	Hirschi / Meichtry / Frey	Oreca 03 - Judd	LM P2	D	186	<b>6:02'25.091</b>	3 Laps	2 Laps	130	<b>1'50.156</b>	189.3	
6	24	OAK Racing	Kraihamer / Moreau / Nicolet	Morgan - Judd	LM P2	D	185	<b>6:01'30.348</b>	4 Laps	1 Laps	140	<b>1'49.496</b>	190.4	
7	10	Pecom Racing	Bruni / Perez Companc / Kaffer	Oreca 03 - Nissan	LM P2	D	183	<b>6:00'57.194</b>	6 Laps	2 Laps	158	<b>1'50.004</b>	189.5	
8	44	Extreme Limite Aric	Thirion / Rosier	Norma M200P - Judd	LM P2	D	175	<b>6:02'45.600</b>	14 Laps	8 Laps	100	<b>1'52.789</b>	184.8	
9	38	Jota	Hancock / Dolan	Zytek Z11SN - Nissan	LM P2	D	174	<b>6:01'11.737</b>	15 Laps	1 Laps	114	<b>1'50.058</b>	189.4	
<i>Not classified</i>														
18		Murphy Prototypes	Moro / Firth / Hughes	Oreca 03 - Nissan	LM P2	D	64	<b>2:04'31.669</b>				18	<b>1'50.738</b>	188.3
45		Boutsen Ginion Racing	Buemi / Brière / Clarke	Oreca 03 - Nissan	LM P2	D	27	<b>56'12.210</b>				21	<b>1'50.877</b>	188.0
<b>LM GTE Pro</b>							Fastest Lap by Cocker Jonathan: 1'59.219 (Lap 77, 174,9 Kph)							
1	66	JMW Motorsport	Walker / Cocker	Ferrari 458 Italia	LM GTE Pro	D	176	<b>6:01'05.005</b>				77	<b>1'59.219</b>	174.9
2	83	JMB Racing	Melo / Frezza	Ferrari 458 Italia	LM GTE Pro	M	176	<b>6:01'06.079</b>	1.074	1.074	145	<b>1'59.487</b>	174.5	
3	61	Kessel Racing	Peter / Broniszewski	Ferrari 458 Italia	LM GTE Pro	D	174	<b>6:02'50.493</b>	2 Laps	2 Laps	65	<b>2'00.039</b>	173.7	
<b>LM GTE Am</b>							Fastest Lap by Armindo Nicolas: 1'59.112 (Lap 147, 175,0 Kph)							
1	75	Prospeed Competition	Goossens / Soulet	Porsche 911 RSR (997)	LM GTE Am	M	175	<b>6:01'37.218</b>				7	<b>1'59.749</b>	174.1
2	67	Insa Performance Matmut	Armindo / Narac / Pons	Porsche 911 RSR (997)	LM GTE Am	M	174	<b>6:01'38.715</b>	1 Laps	1 Laps	147	<b>1'59.112</b>	175.0	
3	99	JMB Racing	Ferte / Illiano	Ferrari 458 Italia	LM GTE Am	M	172	<b>6:01'40.256</b>	3 Laps	2 Laps	159	<b>2'00.426</b>	173.1	
4	69	Gulf Racing	Goethe / Hall	Aston Martin Vantage	LM GTE Am	D	160	<b>6:01'39.840</b>	15 Laps	12 Laps	128	<b>1'59.536</b>	174.4	
5	60	AF Corse	Cioci / Griffin / Perazzini	Ferrari 458 Italia	LM GTE Am	M	144	<b>6:01'08.861</b>	31 Laps	16 Laps	129	<b>1'59.368</b>	174.6	
<b>LM PC</b>							Fastest Lap by Keen Phil: 1'54.675 (Lap 22, 181,8 Kph)							
1	42	Curtis Racing Technologies	Kapadia / Keen / Hartshorne	Formula Le Mans - Oreca - 09	LM PC	M	177	<b>6:01'51.272</b>				22	<b>1'54.675</b>	181.8
<i>Not classified</i>														
40		Boutsen Ginion Racing	Merlin / Vignali / Dagoneau	Formula Le Mans - Oreca - 09	LM PC	M	111	<b>4:31'36.237</b>				17	<b>1'57.536</b>	177.4

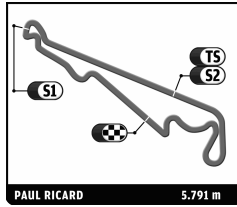
Published at: .....

Track Temp: 18,89 °C

Air Temp: 15,44 °C

Stewards:

Timekeeper:



## ELMS

### 6 HEURES DU CASTELLET

Race

Provisional Classification by Driver Fastest Lap

Nr	Team	Car	Class	Driver	Time	Lap	Total	Gap	Kph
1	46 Thiriet by Tds Racing	Oreca 03 - Nissan	LM P2	Mathias Beche	1:49.369	60	107		190.6
2	24 OAK Racing	Morgan - Judd	LM P2	Guillaume Moreau	1:49.496	47	92	0.127	190.4
3	17 Status GP	Lola B12/80 Coupe - Judd HK	LM P2	Alexander Sims	1:49.525	11	69	0.156	190.3
4	17 Status GP	Lola B12/80 Coupe - Judd HK	LM P2	Yelmer Buurman	1:49.826	47	79	0.457	189.8
5	19 Sebastien Loeb Racing	Oreca 03 - Nissan	LM P2	Stéphane Sarrazin	1:49.865	51	83	0.496	189.8
6	10 Pecom Racing	Oreca 03 - Nissan	LM P2	Gianmaria Bruni	1:50.004	28	53	0.635	189.5
7	38 Jota	Zytek Z11SN - Nissan	LM P2	Simon Dolan	1:50.058	60	106	0.689	189.4
8	11 Race Performance	Oreca 03 - Judd	LM P2	Jonathan Hirschi	1:50.156	51	65	0.787	189.3
9	38 Jota	Zytek Z11SN - Nissan	LM P2	Sam Hancock	1:50.222	63	68	0.853	189.1
10	10 Pecom Racing	Oreca 03 - Nissan	LM P2	Pierre Kaffer	1:50.240	30	72	0.871	189.1
11	1 Greaves Motorsport	Zytek Z11SN - Nissan	LM P2	Lucas Ordoñez	1:50.298	17	54	0.929	189.0
12	1 Greaves Motorsport	Zytek Z11SN - Nissan	LM P2	Tom Kimber-Smith	1:50.329	29	79	0.960	189.0
13	1 Greaves Motorsport	Zytek Z11SN - Nissan	LM P2	Alex Brundle	1:50.433	52	55	1.064	188.8
14	46 Thiriet by Tds Racing	Oreca 03 - Nissan	LM P2	Pierre Thiriet	1:50.449	4	82	1.080	188.8
15	19 Sebastien Loeb Racing	Oreca 03 - Nissan	LM P2	Nicolas Marroc	1:50.558	18	52	1.189	188.6
16	18 Murphy Prototypes	Oreca 03 - Nissan	LM P2	Warren Hughes	1:50.738	18	55	1.369	188.3
17	45 Boutsen Ginion Racing	Oreca 03 - Nissan	LM P2	Bastien Brière	1:50.877	21	27	1.508	188.0
18	24 OAK Racing	Morgan - Judd	LM P2	Dominik Kraihamer	1:51.232	3	47	1.863	187.4
19	19 Sebastien Loeb Racing	Oreca 03 - Nissan	LM P2	Nicolas Minassian	1:51.258	25	53	1.889	187.4
20	10 Pecom Racing	Oreca 03 - Nissan	LM P2	Luis Perez Companc	1:51.464	46	58	2.095	187.0
21	11 Race Performance	Oreca 03 - Judd	LM P2	Ralph Meichtry	1:51.948	16	54	2.579	186.2
22	11 Race Performance	Oreca 03 - Judd	LM P2	Michel Frey	1:52.060	9	67	2.691	186.0
23	18 Murphy Prototypes	Oreca 03 - Nissan	LM P2	Luca Moro	1:52.557	8	9	3.188	185.2
24	44 Extreme Limite Aric	Norma M200P - Judd	LM P2	Fabien Rosier	1:52.789	75	105	3.420	184.8
25	24 OAK Racing	Morgan - Judd	LM P2	Jacques Nicolet	1:53.429	25	46	4.060	183.8
26	17 Status GP	Lola B12/80 Coupe - Judd HK	LM P2	Dean Stirling	1:54.172	20	40	4.803	182.6
27	42 Curtis Racing Technologies	Formula Le Mans - Oreca - 09	LM PC	Phil Keen	1:54.675	22	72	5.306	181.8
28	42 Curtis Racing Technologies	Formula Le Mans - Oreca - 09	LM PC	Alex Kapadia	1:55.067	26	54	5.698	181.2
29	44 Extreme Limite Aric	Norma M200P - Judd	LM P2	Philippe Thirion	1:56.349	37	70	6.980	179.2
30	40 Boutsen Ginion Racing	Formula Le Mans - Oreca - 09	LM PC	Massimo Vignali	1:57.536	17	54	8.167	177.4
31	40 Boutsen Ginion Racing	Formula Le Mans - Oreca - 09	LM PC	Jean Marc Merlin	1:58.361	17	17	8.992	176.1
32	40 Boutsen Ginion Racing	Formula Le Mans - Oreca - 09	LM PC	Thomas Dagoneau	1:58.418	31	40	9.049	176.1
33	67 Insa Performance Matmut	Porsche 911 RSR (997)	LM GTE Am	Nicolas Armindo	1:59.112	29	56	9.743	175.0
34	66 JMW Motorsport	Ferrari 458 Italia	LM GTE Pro	Jonathan Cocker	1:59.219	43	106	9.850	174.9
35	60 AF Corse	Ferrari 458 Italia	LM GTE Am	Marco Cioci	1:59.368	44	59	9.999	174.6
36	83 JMB Racing	Ferrari 458 Italia	LM GTE Pro	Jaime Melo	1:59.487	76	107	10.118	174.5
37	69 Gulf Racing	Aston Martin Vantage	LM GTE Am	Stuart Hall	1:59.536	70	102	10.167	174.4
38	67 Insa Performance Matmut	Porsche 911 RSR (997)	LM GTE Am	Raymond Narac	1:59.632	43	67	10.263	174.3
39	83 JMB Racing	Ferrari 458 Italia	LM GTE Pro	Marco Frezza	1:59.677	42	69	10.308	174.2
40	75 Prospeed Competition	Porsche 911 RSR (997)	LM GTE Am	Marc Goossens	1:59.749	7	96	10.380	174.1
41	61 Kessel Racing	Ferrari 458 Italia	LM GTE Pro	Philipp Peter	2:00.039	32	71	10.670	173.7
42	60 AF Corse	Ferrari 458 Italia	LM GTE Am	Matt Griffin	2:00.112	10	48	10.743	173.6
43	66 JMW Motorsport	Ferrari 458 Italia	LM GTE Pro	James Walker	2:00.248	6	70	10.879	173.4
44	75 Prospeed Competition	Porsche 911 RSR (997)	LM GTE Am	Maxime Soulet	2:00.282	35	79	10.913	173.3
45	42 Curtis Racing Technologies	Formula Le Mans - Oreca - 09	LM PC	John Hartshorne	2:00.319	24	51	10.950	173.3
46	99 JMB Racing	Ferrari 458 Italia	LM GTE Am	Alain Ferte	2:00.426	82	95	11.057	173.1
47	67 Insa Performance Matmut	Porsche 911 RSR (997)	LM GTE Am	Anthony Pons	2:01.814	12	51	12.445	171.1
48	61 Kessel Racing	Ferrari 458 Italia	LM GTE Pro	Michael Broniszewski	2:02.730	8	103	13.361	169.9
49	60 AF Corse	Ferrari 458 Italia	LM GTE Am	Piergiuseppe Perazzini	2:03.137	28	37	13.768	169.3
50	99 JMB Racing	Ferrari 458 Italia	LM GTE Am	Philippe Iliano	2:03.747	52	77	14.378	168.5
51	69 Gulf Racing	Aston Martin Vantage	LM GTE Am	Roald Goethe	2:05.234	43	58	15.865	166.5
52	18 Murphy Prototypes	Oreca 03 - Nissan	LM P2	Jody Firth					
53	45 Boutsen Ginion Racing	Oreca 03 - Nissan	LM P2	Jack Clarke					
54	45 Boutsen Ginion Racing	Oreca 03 - Nissan	LM P2	Sébastien Buemi					

Published at .....

Track Temp: 18,89 °C

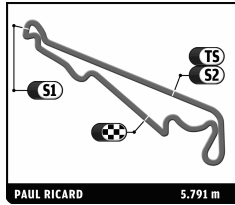
Air Temp: 15,44 °C

Track Status:

**DRY**

Race Director:

Timekeeper:



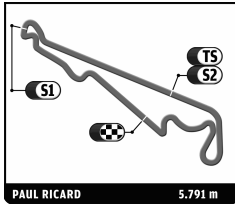
## ELMS

### 6 HEURES DU CASTELLET

After Race

### Provisional Classification by Driver And Class Fastest Lap

Nr	Team	Car	Class	Driver	Time	Laps	Gap	Kph	Session
<b>LM P2</b>									
1	46 Thiriet by Tds Racing	Oreca 03 - Nissan	LM P2	Mathias Beche	1:48.171	149		192.7	Qualifying Practice
2	17 Status GP	Lola B12/80 Coupe - Judd HK	LM P2	Yelmer Buurman	1:48.482	103	0.311	192.2	Qualifying Practice
3	18 Murphy Prototypes	Oreca 03 - Nissan	LM P2	Warren Hughes	1:48.650	84	0.479	191.9	Free Practice 1
4	17 Status GP	Lola B12/80 Coupe - Judd HK	LM P2	Alexander Sims	1:48.740	96	0.569	191.7	Free Practice 2
5	1 Greaves Motorsport	Zytek Z11SN - Nissan	LM P2	Alex Brundle	1:48.741	78	0.570	191.7	Free Practice 2
6	1 Greaves Motorsport	Zytek Z11SN - Nissan	LM P2	Tom Kimber-Smith	1:48.882	101	0.711	191.5	Qualifying Practice
7	24 OAK Racing	Morgan - Judd	LM P2	Guillaume Moreau	1:48.977	116	0.806	191.3	Qualifying Practice
8	10 Pecom Racing	Oreca 03 - Nissan	LM P2	Pierre Kaffer	1:49.068	105	0.897	191.1	Qualifying Practice
9	19 Sebastien Loeb Racing	Oreca 03 - Nissan	LM P2	Stéphane Sarrazin	1:49.157	110	0.986	191.0	Qualifying Practice
10	24 OAK Racing	Morgan - Judd	LM P2	Dominik Kraihamer	1:49.301	83	1.130	190.7	Free Practice 2
11	38 Jota	Zytek Z11SN - Nissan	LM P2	Sam Hancock	1:49.687	97	1.516	190.1	Qualifying Practice
12	10 Pecom Racing	Oreca 03 - Nissan	LM P2	Gianmaria Bruni	1:50.004	81	1.833	189.5	Race
13	38 Jota	Zytek Z11SN - Nissan	LM P2	Simon Dolan	1:50.058	145	1.887	189.4	Race
14	1 Greaves Motorsport	Zytek Z11SN - Nissan	LM P2	Lucas Ordoñez	1:50.078	82	1.907	189.4	Free Practice 2
15	11 Race Performance	Oreca 03 - Judd	LM P2	Jonathan Hirschi	1:50.156	91	1.985	189.3	Race
16	11 Race Performance	Oreca 03 - Judd	LM P2	Michel Frey	1:50.193	88	2.022	189.2	Qualifying Practice
17	46 Thiriet by Tds Racing	Oreca 03 - Nissan	LM P2	Pierre Thiriet	1:50.449	121	2.278	188.8	Race
18	19 Sebastien Loeb Racing	Oreca 03 - Nissan	LM P2	Nicolas Minassian	1:50.488	83	2.317	188.7	Free Practice 1
19	19 Sebastien Loeb Racing	Oreca 03 - Nissan	LM P2	Nicolas Marroc	1:50.558	73	2.387	188.6	Race
20	45 Boutsen Ginion Racing	Oreca 03 - Nissan	LM P2	Jack Clarke	1:50.718	18	2.547	188.3	Free Practice 1
21	45 Boutsen Ginion Racing	Oreca 03 - Nissan	LM P2	Bastien Brière	1:50.877	30	2.706	188.0	Race
22	10 Pecom Racing	Oreca 03 - Nissan	LM P2	Luis Perez Companc	1:51.464	81	3.293	187.0	Race
23	24 OAK Racing	Morgan - Judd	LM P2	Jacques Nicolet	1:51.663	71	3.492	186.7	Free Practice 1
24	18 Murphy Prototypes	Oreca 03 - Nissan	LM P2	Jody Firth	1:51.786	16	3.615	186.5	Free Practice 2
25	45 Boutsen Ginion Racing	Oreca 03 - Nissan	LM P2	Sébastien Buemi	1:51.858	6	3.687	186.4	Warm Up
26	11 Race Performance	Oreca 03 - Judd	LM P2	Ralph Meichtry	1:51.879	72	3.708	186.3	Free Practice 2
27	18 Murphy Prototypes	Oreca 03 - Nissan	LM P2	Luca Moro	1:52.557	41	4.386	185.2	Race
28	44 Extreme Limite Aric	Norma M200P - Judd	LM P2	Fabien Rosier	1:52.789	123	4.618	184.8	Race
29	17 Status GP	Lola B12/80 Coupe - Judd HK	LM P2	Dean Stirling	1:53.680	67	5.509	183.4	Warm Up
30	44 Extreme Limite Aric	Norma M200P - Judd	LM P2	Philippe Thirion	1:56.349	103	8.178	179.2	Race
<b>LM GTE Pro</b>									
1	83 JMB Racing	Ferrari 458 Italia	LM GTE Pro	Jaime Melo	1:57.630	133		177.2	Qualifying Practice
2	66 JMW Motorsport	Ferrari 458 Italia	LM GTE Pro	James Walker	1:58.449	118	0.819	176.0	Free Practice 2
3	83 JMB Racing	Ferrari 458 Italia	LM GTE Pro	Marco Frezza	1:58.544	106	0.914	175.9	Free Practice 2
4	61 Kessel Racing	Ferrari 458 Italia	LM GTE Pro	Phillip Peter	1:59.082	114	1.452	175.1	Qualifying Practice
5	66 JMW Motorsport	Ferrari 458 Italia	LM GTE Pro	Jonathan Cocker	1:59.219	130	1.589	174.9	Race
6	61 Kessel Racing	Ferrari 458 Italia	LM GTE Pro	Michael Broniszewski	2:01.755	134	4.125	171.2	Free Practice 2
<b>LM GTE Am</b>									
1	75 Prospeed Competition	Porsche 911 RSR (997)	LM GTE Am	Marc Goossens	1:58.388	131		176.1	Qualifying Practice
2	67 Imsa Performance Matmut	Porsche 911 RSR (997)	LM GTE Am	Nicolas Armindo	1:58.428	85	0.040	176.0	Qualifying Practice
3	69 Gulf Racing	Aston Martin Vantage	LM GTE Am	Stuart Hall	1:58.532	142	0.144	175.9	Qualifying Practice
4	60 AF Corse	Ferrari 458 Italia	LM GTE Am	Marco Cioci	1:58.803	92	0.415	175.5	Qualifying Practice
5	67 Imsa Performance Matmut	Porsche 911 RSR (997)	LM GTE Am	Raymond Narac	1:59.632	88	1.244	174.3	Race
6	60 AF Corse	Ferrari 458 Italia	LM GTE Am	Matt Griffin	2:00.112	61	1.724	173.6	Race
7	99 JMB Racing	Ferrari 458 Italia	LM GTE Am	Alain Ferte	2:00.182	136	1.794	173.5	Qualifying Practice
8	75 Prospeed Competition	Porsche 911 RSR (997)	LM GTE Am	Maxime Soulet	2:00.282	118	1.894	173.3	Race
9	60 AF Corse	Ferrari 458 Italia	LM GTE Am	Piergiuseppe Perazzini	2:01.151	76	2.763	172.1	Free Practice 1
10	67 Imsa Performance Matmut	Porsche 911 RSR (997)	LM GTE Am	Anthony Pons	2:01.329	85	2.941	171.8	Free Practice 1
11	99 JMB Racing	Ferrari 458 Italia	LM GTE Am	Philippe Illiano	2:03.577	102	5.189	168.7	Free Practice 2
12	69 Gulf Racing	Aston Martin Vantage	LM GTE Am	Roald Goethe	2:05.234	90	6.846	166.5	Race
<b>LM PC</b>									
1	42 Curtis Racing Technologies	Formula Le Mans - Oreca - 09	LM PC	Phil Keen	1:54.675	85		181.8	Race
2	42 Curtis Racing Technologies	Formula Le Mans - Oreca - 09	LM PC	Alex Kapadia	1:55.067	72	0.392	181.2	Race
3	40 Boutsen Ginion Racing	Formula Le Mans - Oreca - 09	LM PC	Massimo Vignali	1:55.338	88	0.663	180.8	Qualifying Practice
4	40 Boutsen Ginion Racing	Formula Le Mans - Oreca - 09	LM PC	Jean Marc Merlin	1:58.361	45	3.686	176.1	Race
5	40 Boutsen Ginion Racing	Formula Le Mans - Oreca - 09	LM PC	Thomas Dagoneau	1:58.418	58	3.743	176.1	Race
6	42 Curtis Racing Technologies	Formula Le Mans - Oreca - 09	LM PC	John Hartshorne	2:00.319	57	5.644	173.3	Race



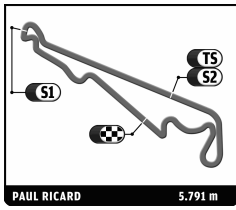
**ELMS**  
**6 HEURES DU CASTELLET**  
 After Race

Provisional Classification by Driver And Class Fastest Lap

Nr	Team	Car	Class	Driver	Time	Laps	Gap	Kph	Session
----	------	-----	-------	--------	------	------	-----	-----	---------

Published at: .....

<b>Race Director:</b>	<b>Timekeeper:</b>
-----------------------	--------------------

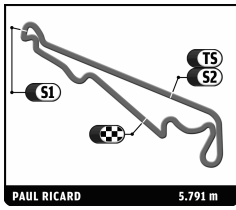


**ELMS**  
**6 HEURES DU CASTELLET**

Race

Lap Chart

		LAP																																			
Nr	Pos	Grid	1	2	3	4	5	6	7	8	9	10	11	12	13	14	15	16	17	18	19	20	21	22	23	24	25	26	27	28	29	30	31	32			
46	<b>1</b>	46	17	17	17	17	17	17	17	17	17	17	17	17	17	17	17	17	17	17	17	17	17	17	17	17	17	17	17	17	17	17	17	17	17	17	
17	<b>2</b>	17	46	46	46	46	46	46	46	46	46	46	46	46	46	46	46	46	46	46	46	46	46	46	46	46	46	46	17	18	24	24	24	24	24	24	
1	<b>3</b>	1	1	1	1	1	1	1	1	1	1	1	1	1	1	1	1	1	1	1	1	1	1	1	1	1	1	46	38	38	1	1	1	1	1	1	
24	<b>4</b>	24	24	24	24	24	24	24	24	24	24	24	24	24	24	24	24	24	24	24	24	24	24	24	24	24	24	18	46	1	38	38	38	38	17		
10	<b>5</b>	10	10	10	10	10	10	10	10	10	10	10	10	10	10	10	10	10	10	10	10	10	10	10	10	10	18	18	18	38	24	19	19	17	17	38	
18	<b>6</b>	18	38	38	38	38	38	38	38	38	38	38	38	18	18	18	18	18	18	18	18	18	18	18	18	10	10	38	19	17	17	17	19	19	19		
19	<b>7</b>	19	18	18	18	18	18	18	18	18	18	18	18	18	18	38	38	38	38	38	38	38	38	38	38	38	19	24	17	10	10	10	10	10	10		
38	<b>8</b>	38	11	11	11	11	11	11	11	11	11	11	11	11	11	11	11	11	11	11	11	11	19	19	19	19	11	10	10	18	44	11	11	11	11		
11	<b>9</b>	11	19	19	19	19	19	19	19	19	19	19	19	19	19	19	19	19	19	19	19	19	11	11	11	11	11	11	44	11	44	44	44	18			
40	<b>10</b>	40	40	42	44	44	44	44	44	44	44	44	44	44	44	44	44	44	44	44	44	44	44	44	44	44	44	44	11	18	18	18	18	44			
42	<b>11</b>	42	42	44	42	42	42	42	42	42	42	42	42	42	42	42	42	42	42	42	42	42	42	42	42	42	40	42	42	42	42	42	42	42	42	42	
83	<b>12</b>	83	44	40	40	40	40	40	40	40	40	40	40	40	40	40	40	40	40	40	40	40	40	40	40	40	42	83	83	83	83	83	83	83	83	83	
75	<b>13</b>	75	83	83	83	83	83	83	83	83	83	83	83	83	83	83	83	83	83	83	83	83	83	83	83	83	83	75	75	75	75	75	75	75	75	75	40
67	<b>14</b>	67	75	75	75	67	67	67	67	67	75	75	75	75	75	75	75	75	75	75	75	75	75	75	75	75	75	75	66	66	66	66	66	66	66	66	66
66	<b>15</b>	66	67	67	67	75	75	75	75	75	67	67	67	67	67	67	67	67	67	67	67	67	67	67	67	67	67	67	40	40	40	40	40	60	60	60	60
69	<b>16</b>	69	66	66	66	66	66	66	66	66	66	66	66	66	66	66	66	66	66	66	66	66	66	66	66	66	66	66	40	69	69	69	69	69	69	69	69
60	<b>17</b>	60	69	69	69	69	69	69	69	69	69	69	69	69	69	69	69	69	69	69	69	69	69	69	69	69	69	69	69	69	69	69	69	69	69	69	69
61	<b>18</b>	61	61	61	60	60	60	60	60	60	60	60	60	60	60	60	60	60	60	60	60	60	60	60	60	60	60	60	60	60	60	60	60	60	60	60	60
99	<b>19</b>	99	60	60	61	61	99	99	99	99	99	99	99	99	99	99	99	99	99	99	99	99	99	99	99	99	60	60	60	60	60	60	60	60	60	60	60
45	<b>20</b>	45	99	99	99	99	61	61	61	61	61	61	61	61	61	61	61	61	61	61	61	61	61	61	61	61	61	61	61	61	61	61	61	61	61	61	61
44	<b>21</b>	44	45	45	45	45	45	45	45	45	45	45	45	45	45	45	45	45	45	45	45	45	45	45	45	45	45	45	45	45	45	45	45	45	45	45	45



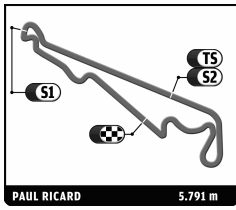
**ELMS**  
**6 HEURES DU CASTELLET**

Race

Lap Chart

**LAP**

Nr	Pos	33	34	35	36	37	38	39	40	41	42	43	44	45	46	47	48	49	50	51	52	53	54	55	56	57	58	59	60	61	62	63	64	65		
46	<b>1</b>	46	46	46	46	46	46	46	46	46	46	46	46	46	46	46	46	46	46	46	46	46	38	1	1	1	1	1	1	1	1	1	1	1	1	
17	<b>2</b>	1	1	1	1	1	1	1	1	1	1	1	1	1	1	1	1	1	1	1	1	1	38	1	17	17	17	17	17	17	17	17	17	17	17	17
1	<b>3</b>	24	24	24	24	17	17	17	17	17	17	17	17	17	17	17	17	17	17	17	17	1	17	46	46	46	46	46	46	46	46	46	46	46	46	46
24	<b>4</b>	17	17	17	17	24	24	24	38	38	38	38	38	38	10	10	38	38	38	38	38	17	46	10	10	10	10	10	10	10	10	10	10	10	10	
10	<b>5</b>	38	38	38	38	38	38	38	24	24	10	10	10	10	10	38	38	10	19	19	19	19	18	18	19	19	19	19	19	19	19	19	19	19	19	19
18	<b>6</b>	19	10	19	19	19	19	19	10	10	19	19	19	19	19	19	19	11	11	11	11	18	10	10	38	38	38	24	24	24	24	24	24	38	38	38
19	<b>7</b>	10	19	10	10	10	10	10	19	19	24	24	24	24	24	11	11	18	18	18	10	19	19	24	24	24	38	38	38	38	38	38	38	38	38	38
38	<b>8</b>	11	11	11	11	11	11	11	11	11	11	11	11	11	11	18	18	10	10	10	24	24	24	11	11	11	11	11	11	11	11	11	24	24	24	24
11	<b>9</b>	18	18	18	18	18	18	18	18	18	18	18	18	18	18	24	24	24	24	24	11	11	11	18	18	18	18	18	18	18	18	18	18	18	18	18
40	<b>10</b>	44	44	44	44	44	44	44	44	44	44	44	44	44	44	44	44	44	42	40	40	40	40	42	42	42	42	42	42	42	42	42	42	42	42	42
42	<b>11</b>	42	42	42	42	42	42	42	42	42	42	42	42	42	42	42	42	42	40	42	42	42	42	83	83	83	83	83	83	83	83	83	83	83	83	83
83	<b>12</b>	40	40	40	40	40	40	40	40	40	40	40	40	40	40	40	40	40	44	83	83	83	83	44	44	44	44	44	44	44	44	44	44	83	83	66
75	<b>13</b>	66	66	60	60	83	83	83	83	83	83	83	83	83	83	83	83	83	67	67	67	44	44	67	67	67	67	67	67	67	67	67	67	67	67	67
67	<b>14</b>	60	60	83	83	67	67	67	67	67	67	67	67	67	67	67	67	67	44	44	67	67	66	66	66	66	66	66	66	66	66	66	66	66	66	66
66	<b>15</b>	83	83	67	67	66	66	66	66	66	66	66	66	66	66	66	66	66	66	66	66	66	66	75	75	75	75	75	75	75	75	75	75	75	75	75
69	<b>16</b>	67	67	66	66	75	75	75	75	75	75	75	75	75	75	75	75	75	75	75	75	75	61	61	61	61	61	61	61	61	61	61	61	61	61	61
60	<b>17</b>	61	75	75	75	60	60	60	60	60	60	60	60	60	60	60	60	60	60	60	60	60	61	61	61	61	61	61	61	61	61	61	61	61	61	61
61	<b>18</b>	75	69	69	69	69	69	69	69	61	61	61	61	61	61	61	61	61	61	61	61	61	60	60	60	60	60	60	60	60	60	60	60	60	60	60
99	<b>19</b>	69	99	99	61	61	61	61	61	61	69	69	69	69	69	69	69	69	69	69	69	69	69	69	69	69	69	99	99	99	99	99	99	99	99	99
45	<b>20</b>	99	61	61	99	99	99	99	99	99	99	99	99	99	99	99	99	99	99	99	99	99	99	99	99	99	69	69	69	69	69	69	69	69	69	
44	<b>21</b>																																			



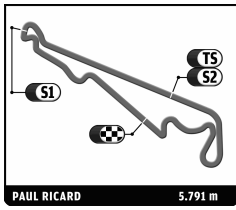
**ELMS**  
**6 HEURES DU CASTELLET**

Race

Lap Chart

		LAP																																	
Nr	Pos	66	67	68	69	70	71	72	73	74	75	76	77	78	79	80	81	82	83	84	85	86	87	88	89	90	91	92	93	94	95	96	97	98	
46	<b>1</b>	1	1	1	1	1	1	1	1	1	1	1	1	1	1	46	46	46	46	46	46	46	46	46	46	46	46	46	46	46	46	46	46	46	
17	<b>2</b>	17	17	17	17	17	17	17	17	17	17	17	17	17	17	1	1	1	1	1	1	1	1	1	1	1	1	1	1	1	1	1	1	1	1
1	<b>3</b>	46	46	46	46	46	46	46	46	46	46	46	46	46	46	38	17	17	17	19	19	19	19	19	19	19	19	19	19	19	19	19	19	19	19
24	<b>4</b>	10	10	10	10	10	10	10	19	19	19	19	19	19	19	17	38	19	19	17	17	17	17	24	17	17	17	17	17	17	17	17	17	17	17
10	<b>5</b>	19	19	19	19	19	19	19	38	38	38	38	38	38	38	19	19	24	24	24	24	24	24	17	38	38	38	38	38	38	38	38	38	38	38
18	<b>6</b>	38	38	38	38	38	38	38	10	10	10	10	10	10	10	10	10	10	10	38	38	38	38	38	38	38	38	38	38	38	38	38	38	38	38
19	<b>7</b>	11	11	11	11	11	11	11	24	24	24	24	24	24	24	24	24	38	38	11	11	11	11	24	24	24	24	24	24	24	24	24	24	24	24
38	<b>8</b>	24	24	24	24	24	24	24	11	11	11	11	11	11	11	11	11	11	11	10	10	10	10	10	10	10	10	10	10	10	10	10	10	10	10
11	<b>9</b>	42	42	42	42	42	42	42	42	42	42	42	42	42	42	42	42	42	42	42	42	42	42	42	83	83	83	83	83	83	83	83	83	83	83
40	<b>10</b>	44	44	44	44	44	44	44	44	44	44	44	44	44	44	83	83	83	83	83	83	83	83	83	83	83	83	83	83	83	83	83	83	83	83
42	<b>11</b>	83	66	66	66	83	83	83	83	83	83	83	83	83	83	66	66	66	66	66	66	66	66	66	66	66	66	66	66	66	66	66	66	66	66
83	<b>12</b>	66	83	83	83	67	67	67	67	67	75	75	75	75	75	75	75	75	75	75	75	75	75	75	75	75	75	75	75	75	75	75	75	75	75
75	<b>13</b>	67	67	67	67	75	75	75	75	75	67	66	66	66	66	67	67	67	67	67	67	67	67	67	67	67	67	67	67	67	67	67	67	67	67
67	<b>14</b>	61	61	75	75	66	66	66	66	66	66	66	67	67	67	61	61	61	61	61	61	61	61	61	61	61	61	61	61	61	61	61	61	61	61
66	<b>15</b>	75	75	61	60	60	60	60	60	61	61	61	61	61	99	99	99	99	99	99	99	99	99	99	99	99	99	99	99	99	99	99	99	99	
69	<b>16</b>	60	60	60	61	61	61	61	61	60	60	60	99	99	60	60	40	40	40	40	40	40	40	40	40	40	40	40	40	99	40	69	69	44	
60	<b>17</b>	40	40	99	99	99	99	99	99	99	99	99	60	60	40	60	60	60	60	60	60	60	69	69	69	69	69	69	69	69	69	44	44	44	99
61	<b>18</b>	99	99	40	40	40	40	40	40	40	40	40	40	40	69	69	69	69	69	69	69	69	69	69	69	69	69	69	69	69	69	69	69	69	
99	<b>19</b>	69	69	69	69	69	69	69	69	69	69	69	69	69	44	44	44	44	44	44	44	44	44	60	60	60	60	60	60	60	60	60	60	60	
45	<b>20</b>																																		
44	<b>21</b>																																		



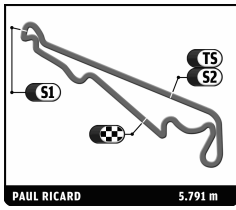


**ELMS**  
**6 HEURES DU CASTELLET**

Race

Lap Chart

		LAP																																			
Nr	Pos	99	100	101	102	103	104	105	106	107	108	109	110	111	112	113	114	115	116	117	118	119	120	121	122	123	124	125	126	127	128	129	130	131			
46	<b>1</b>	46	46	1	1	1	1	1	1	1	1	1	1	1	1	1	1	1	1	1	1	1	1	1	1	1	1	1	1	1	1	1	1	1			
17	<b>2</b>	1	1	19	19	19	19	19	46	46	46	46	46	46	46	46	46	46	46	46	46	46	46	46	46	46	46	46	1	1	46	46	46	46	46		
1	<b>3</b>	19	19	46	46	46	46	17	38	38	38	19	19	19	19	19	19	19	19	19	19	19	19	19	19	19	19	19	19	19	19	19	19	19	19	19	
24	<b>4</b>	17	17	17	17	17	17	38	19	19	19	17	17	17	17	17	17	17	17	17	17	17	38	38	38	38	38	38	38	38	38	38	38	38	38	38	38
10	<b>5</b>	38	38	38	38	38	38	19	17	17	17	38	38	38	38	38	38	38	38	38	38	38	11	11	11	11	11	11	11	11	17	17	17	17	17	17	
18	<b>6</b>	11	11	11	11	11	11	11	11	11	11	11	11	11	11	11	11	11	11	11	11	11	17	17	17	17	17	17	17	17	11	11	11	11	11	11	
19	<b>7</b>	24	24	24	24	24	24	24	24	24	24	24	24	24	24	24	24	24	24	24	24	24	24	24	24	24	24	24	24	24	24	24	24	24	24	24	
38	<b>8</b>	10	10	10	10	10	10	10	10	10	10	10	10	10	10	10	10	10	10	10	10	10	10	10	10	10	10	10	10	10	10	10	10	10	10	10	
11	<b>9</b>	83	83	83	66	66	66	66	83	83	83	83	83	83	83	83	83	83	83	83	83	83	83	83	83	83	83	83	83	83	83	83	83	83	83	83	83
40	<b>10</b>	42	42	42	83	83	83	83	66	66	66	66	66	66	66	66	66	66	66	66	66	66	66	66	66	66	66	66	66	66	66	66	66	66	66	66	66
42	<b>11</b>	66	66	66	67	67	67	67	67	67	67	67	67	67	67	67	67	67	67	42	42	42	42	42	42	42	42	42	66	66	66	66	66	66	66	66	66
83	<b>12</b>	75	67	67	75	75	75	75	75	75	75	75	75	75	75	75	75	75	75	75	75	75	75	75	75	75	75	75	75	75	75	75	75	75	75	75	
75	<b>13</b>	67	75	75	42	42	42	42	42	42	42	42	42	42	42	42	75	75	75	75	75	75	44	44	44	44	44	44	44	44	44	44	44	44	44	44	44
67	<b>14</b>	61	61	61	61	61	61	61	44	44	44	44	44	44	44	44	44	44	44	44	44	44	67	67	67	67	67	67	67	67	67	67	67	67	67	67	67
66	<b>15</b>	44	44	44	44	44	44	44	61	61	61	61	61	61	61	61	61	61	61	61	61	61	61	61	61	61	61	61	61	61	61	61	61	61	61	61	
69	<b>16</b>	99	99	99	99	99	99	99	99	99	99	99	99	99	99	99	99	99	99	99	99	99	99	99	99	99	99	99	99	99	99	99	99	99	99	99	
60	<b>17</b>	69	69	69	69	69	69	69	69	69	69	69	69	69	69	69	69	69	69	69	69	69	69	69	69	69	69	69	69	69	69	69	69	69	69	69	
61	<b>18</b>	40	40	40	40	40	40	40	40	40	40	40	40	40	40	40	40	40	40	40	40	40	40	40	40	40	40	40	40	40	40	40	40	40	40	40	
99	<b>19</b>	60	60	60	60	60	60	60	60	60	60	60	60	60	60	60	60	60	60	60	60	60	60	60	60	60	60	60	60	60	60	60	60	60	60	60	
45	<b>20</b>																																				
44	<b>21</b>																																				

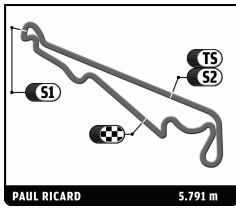


**ELMS**  
**6 HEURES DU CASTELLET**

Race

Lap Chart

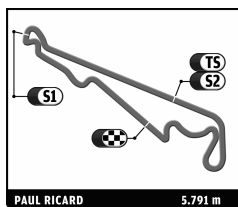
		LAP																																	
Nr	Pos	132	133	134	135	136	137	138	139	140	141	142	143	144	145	146	147	148	149	150	151	152	153	154	155	156	157	158	159	160	161	162	163	164	
46	<b>1</b>	1	1	46	46	46	46	46	46	46	46	46	46	46	46	46	46	46	46	46	46	46	46	46	46	46	46	46	46	46	46	46	46	46	
17	<b>2</b>	46	46	1	1	19	19	19	19	19	19	19	19	19	19	19	19	19	19	19	19	19	19	19	19	19	19	19	19	19	19	19	19	19	
1	<b>3</b>	19	19	19	19	1	1	1	1	1	1	1	1	1	1	1	1	1	1	17	17	17	17	17	17	17	17	17	17	17	17	17	17	17	
24	<b>4</b>	38	38	17	17	17	17	17	17	17	17	17	17	17	17	17	17	17	17	1	1	1	1	1	1	1	1	1	1	1	1	1	1	1	
10	<b>5</b>	17	17	11	11	11	11	11	11	11	11	11	11	11	11	11	11	11	11	11	11	11	11	11	11	11	11	11	11	11	11	11	11	11	
18	<b>6</b>	11	11	24	24	24	24	24	24	24	24	24	24	24	24	24	24	24	24	24	24	24	24	24	24	24	24	24	24	24	24	24	24	24	
19	<b>7</b>	24	24	10	10	10	10	10	10	10	10	10	10	10	10	10	10	10	10	10	10	10	10	10	10	10	10	10	10	10	10	10	10	10	
38	<b>8</b>	10	10	83	83	83	66	66	66	66	66	42	42	42	42	42	42	42	42	42	42	42	42	42	42	83	83	83	83	83	83	83	83	83	
11	<b>9</b>	83	83	66	66	66	42	42	42	42	42	83	83	83	83	83	83	83	83	83	83	83	83	83	83	42	66	42	42	42	42	42	42	42	
40	<b>10</b>	66	66	42	42	42	83	83	83	83	83	66	66	66	66	66	66	66	66	66	66	66	66	66	66	66	42	66	66	66	66	66	66	66	
42	<b>11</b>	42	42	75	75	75	75	75	75	75	75	75	75	75	75	75	75	75	75	75	44	44	44	44	44	75	75	75	75	75	75	75	75	75	
83	<b>12</b>	75	75	67	67	67	67	67	67	67	67	67	67	67	67	44	44	44	44	44	75	75	75	75	75	67	67	67	67	67	67	67	67	67	
75	<b>13</b>	67	67	61	61	61	61	61	61	61	61	44	44	44	44	67	67	67	67	67	67	67	67	67	67	44	44	44	44	44	44	44	44	44	
67	<b>14</b>	61	61	44	44	44	44	44	44	44	44	61	61	61	61	61	61	61	61	61	61	61	61	61	61	61	61	61	61	61	61	61	61	61	
66	<b>15</b>	44	44	99	99	99	99	99	99	99	99	38	38	38	38	38	38	38	38	38	38	38	38	38	38	38	38	38	38	38	38	38	38	38	
69	<b>16</b>	99	99	38	38	38	38	38	38	38	38	99	99	99	99	99	99	99	99	99	99	99	99	99	99	99	99	99	99	99	99	99	99	99	
60	<b>17</b>	69	69	69	69	69	69	69	69	69	69	69	69	69	69	69	69	69	69	69	69	69	69	69	69	69	69	69	69	69	69	69	69	69	
61	<b>18</b>	60	60	60	60	60	60	60	60	60	60	60	60	60	60	60	60	60	60	60	60	60	60	60	60	60	60	60	60	60	60	60	60	60	
99	<b>19</b>																																		
45	<b>20</b>																																		
44	<b>21</b>																																		



**ELMS**  
**6 HEURES DU CASTELLET**  
Race

Lap Chart

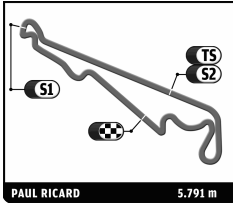
		LAP																									
Nr	Pos	165	166	167	168	169	170	171	172	173	174	175	176	177	178	179	180	181	182	183	184	185	186	187	188	189	
46	<b>1</b>	46	46	46	46	46	46	46	46	46	46	46	46	46	46	46	46	46	46	46	46	46	46	46	46	46	46
17	<b>2</b>	19	19	19	19	19	19	19	19	19	19	19	19	19	19	19	19	19	19	19	19	19	19	19	19	19	19
1	<b>3</b>	17	17	17	17	17	17	17	17	17	17	17	17	17	17	17	17	17	17	17	17	17	17	17	17	17	17
24	<b>4</b>	1	1	1	1	1	1	1	1	1	1	1	1	1	1	1	1	1	1	1	1	1	1	1	1	1	1
10	<b>5</b>	11	11	11	11	11	11	11	11	11	11	11	11	11	11	11	11	11	11	11	11	11	11	11	11	11	11
18	<b>6</b>	24	24	24	24	24	24	24	24	24	24	24	24	24	24	24	24	24	24	24	24	24	24	24	24	24	24
19	<b>7</b>	10	10	10	10	10	10	10	10	10	10	10	10	10	10	10	10	10	10	10	10	10	10	10	10	10	10
38	<b>8</b>	83	42	42	42	42	42	42	42	42	42	42	42	42	42	42	42	42	42	42	42	42	42	42	42	42	42
11	<b>9</b>	42	83	83	83	83	83	83	83	83	83	83	83	83	83	83	83	83	83	83	83	83	83	83	83	83	83
40	<b>10</b>	66	66	66	66	66	66	66	66	83	83	83	83	83	83	83	83	83	83	83	83	83	83	83	83	83	83
42	<b>11</b>	75	75	75	75	75	75	75	75	75	75	75	75	75	75	75	75	75	75	75	75	75	75	75	75	75	75
83	<b>12</b>	67	67	67	67	67	67	67	67	44	44	44	44	44	44	44	44	44	44	44	44	44	44	44	44	44	44
75	<b>13</b>	44	44	44	44	44	44	44	44	44	44	44	44	44	44	44	44	44	44	44	44	44	44	44	44	44	44
67	<b>14</b>	38	38	38	38	38	38	38	38	38	38	38	38	38	38	38	38	38	38	38	38	38	38	38	38	38	38
66	<b>15</b>	61	61	61	61	61	61	61	61	61	61	61	61	61	61	61	61	61	61	61	61	61	61	61	61	61	61
69	<b>16</b>	99	99	99	99	99	99	99	99	99	99	99	99	99	99	99	99	99	99	99	99	99	99	99	99	99	99
60	<b>17</b>																										
61	<b>18</b>																										
99	<b>19</b>																										
45	<b>20</b>																										
44	<b>21</b>																										



**ELMS**  
**6 HEURES DU CASTELLET**  
 Race

Best Sector Times

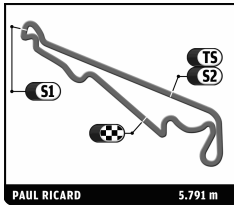
SECTOR 1			SECTOR 2			SECTOR 3			Pos	Team	Ideal Lap	Best Lap
Pos	Driver	Time	Driver	Time	Driver	Time						
1	46 M.Beche	32.855	18 W.Hughes	28.669	10 G.Bruni	47.455	1	46 Thiriet by Tds Racing	1'49.087	1:49.369	(1)	
2	17 A.Sims	33.011	17 A.Sims	28.729	17 A.Sims	47.485	2	17 Status GP	1'49.225	1:49.525	(3)	
3	10 G.Bruni	33.021	38 S.Hancock	28.736	46 M.Beche	47.495	3	24 OAK Racing	1'49.348	1:49.496	(2)	
4	24 G.Moreau	33.023	46 M.Beche	28.737	24 G.Moreau	47.585	4	10 Pecom Racing	1'49.419	1:50.004	(5)	
5	19 S.Sarrazin	33.044	24 G.Moreau	28.740	19 S.Sarrazin	47.635	5	19 Sebastien Loeb Racing	1'49.473	1:49.865	(4)	
6	38 S.Dolan	33.118	19 S.Sarrazin	28.794	1 A.Brundle	47.729	6	38 Jota	1'49.717	1:50.058	(6)	
7	1 L.Ordoñez	33.126	1 T.Kimber-Smith	28.888	11 J.Hirschi	47.751	7	1 Greaves Motorsport	1'49.743	1:50.298	(8)	
8	11 J.Hirschi	33.240	10 P.Kaffer	28.943	38 S.Hancock	47.863	8	11 Race Performance	1'49.955	1:50.156	(7)	
9	45 B.Brière	33.456	11 J.Hirschi	28.964	45 B.Brière	48.181	9	18 Murphy Prototypes	1'50.534	1:50.738	(9)	
10	18 W.Hughes	33.466	45 B.Brière	28.980	18 W.Hughes	48.399	10	45 Boutsen Ginion Racing	1'50.617	1:50.877	(10)	
11	44 F.Rosier	33.751	44 F.Rosier	29.533	44 F.Rosier	49.028	11	44 Extreme Limite Aric	1'52.312	1:52.789	(11)	
12	42 A.Kapadia	34.505	42 P.Keen	29.826	42 P.Keen	49.941	12	42 Curtis Racing Technologies	1'54.272	1:54.675	(12)	
13	83 J.Melo	35.413	40 T.Dagoneau	30.255	40 M.Vignali	51.394	13	40 Boutsen Ginion Racing	1'57.066	1:57.536	(13)	
14	40 M.Vignali	35.417	67 N.Armino	30.503	66 J.Cocker	52.460	14	67 Imsa Performance Matmut	1'58.571	1:59.112	(14)	
15	67 N.Armino	35.544	69 S.Hall	30.530	60 M.Cioci	52.484	15	60 AF Corse	1'58.870	1:59.368	(16)	
16	60 M.Cioci	35.545	75 M.Goossens	30.621	67 N.Armino	52.524	16	83 JMB Racing	1'58.894	1:59.487	(17)	
17	66 J.Cocker	35.614	61 P.Peter	30.802	83 M.Frezza	52.654	17	66 JMW Motorsport	1'58.998	1:59.219	(15)	
18	69 S.Hall	35.762	83 M.Frezza	30.827	61 P.Peter	52.961	18	69 Gulf Racing	1'59.373	1:59.536	(18)	
19	61 P.Peter	35.804	60 M.Griffin	30.841	99 A.Ferte	52.984	19	61 Kessel Racing	1'59.567	2:00.039	(20)	
20	99 A.Ferte	35.845	66 J.Cocker	30.924	69 S.Hall	53.081	20	75 Prospeed Competition	1'59.652	1:59.749	(19)	
21	75 M.Goossens	35.890	99 A.Ferte	30.967	75 M.Goossens	53.141	21	99 JMB Racing	1'59.796	2:00.426	(21)	



**ELMS**  
**6 HEURES DU CASTELLET**  
 Race

Best Top Speeds

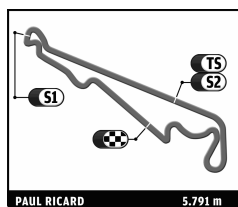
Team	Car	Class	Top Speed Driver	Top 1		Top 2		Top 3		Top 4		Top 5		Avg
				Kph	Lap	Kph	Lap	Kph	Lap	Kph	Lap	Kph	Lap	
18 Murphy Prototypes	Oreca 03 - Nissan	LM P2	W. Hughes	285.7	25	285.0	15	284.2	24	283.5	49	283.5	5	284,4
24 OAK Racing	Morgan - Judd	LM P2	D. Kraihamer	285.7	13	284.2	14	283.5	11	283.5	41	283.5	49	284,1
19 Sebastien Loeb Racing	Oreca 03 - Nissan	LM P2	S. Sarrazin	285.0	109	283.5	187	282.0	177	281.2	100	279.8	1	282,3
11 Race Performance	Oreca 03 - Judd	LM P2	J. Hirschi	282.0	113	280.5	131	279.8	1	279.1	88	279.1	12	280,1
46 Thiriet by Tds Racing	Oreca 03 - Nissan	LM P2	M. Beche	281.2	114	281.2	145	279.8	121	279.8	122	279.8	49	280,4
17 Status GP	Lola B12/80 Coupe - Judd HK	LM P2	A. Sims	280.5	165	280.5	58	280.5	31	279.8	13	279.8	104	280,2
10 Pecom Racing	Oreca 03 - Nissan	LM P2	P. Kaffer	280.5	46	279.1	41	278.4	34	278.4	40	276.9	103	278,7
1 Greaves Motorsport	Zytek Z11SN - Nissan	LM P2	L. Ordoñez	279.1	90	278.4	93	278.4	58	278.4	67	277.6	33	278,4
45 Boutsen Ginion Racing	Oreca 03 - Nissan	LM P2	B. Brière	279.1	9	278.4	25	278.4	22	277.6	21	276.9	19	278,1
38 Jota	Zytek Z11SN - Nissan	LM P2	S. Hancock	279.1	122	278.4	124	277.6	40	277.6	95	277.6	41	278,1
69 Gulf Racing	Aston Martin Vantage	LM GTE Am	S. Hall	277.6	28	276.2	2	276.2	1	275.5	11	275.5	94	276,2
75 Prospeed Competition	Porsche 911 RSR (997)	LM GTE Am	M. Soulet	276.2	121	273.4	5	272.0	7	272.0	15	272.0	23	273,1
44 Extreme Limite Aric	Norma M200P - Judd	LM P2	F. Rosier	274.8	18	273.4	1	273.4	20	272.7	26	272.0	25	273,3
67 Imsa Performance Matmut	Porsche 911 RSR (997)	LM GTE Am	N. Armindo	272.0	4	271.4	2	270.7	94	270.7	12	270.7	98	271,1
42 Curtis Racing Technologies	Formula Le Mans - Oreca - 09	LM PC	P. Keen	271.4	168	270.7	24	270.0	166	269.3	155	269.3	149	270,1
61 Kessel Racing	Ferrari 458 Italia	LM GTE Pro	P. Peter	270.0	64	268.7	1	268.0	2	268.0	129	268.0	136	268,5
60 AF Corse	Ferrari 458 Italia	LM GTE Am	M. Cioci	270.0	2	268.7	114	265.4	127	264.7	84	264.1	85	266,6
40 Boutsen Ginion Racing	Formula Le Mans - Oreca - 09	LM PC	T. Dagonneau	270.0	91	268.0	90	267.3	89	267.3	48	266.7	34	267,9
83 JMB Racing	Ferrari 458 Italia	LM GTE Pro	M. Frezza	268.7	41	268.0	175	268.0	63	267.3	96	266.7	176	267,7
66 JMW Motorsport	Ferrari 458 Italia	LM GTE Pro	J. Cocker	267.3	94	266.0	93	264.7	1	264.7	140	264.7	4	265,5
99 JMB Racing	Ferrari 458 Italia	LM GTE Am	A. Ferte	265.4	2	264.7	83	264.7	4	264.7	3	264.1	20	264,7



**ELMS**  
**6 HEURES DU CASTELLET**  
 After Race

Event maximum speed

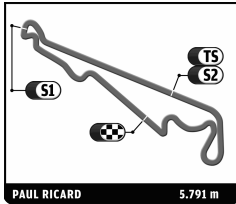
Team	Car	Class	Driver	Top Speed	Lap	Session
18 Murphy Prototypes	Oreca 03 - Nissan	LM P2	Warren Hughes	285.7	25	Race
24 OAK Racing	Morgan - Judd	LM P2	Dominik Kraihamer	285.7	13	Race
19 Sebastien Loeb Racing	Oreca 03 - Nissan	LM P2	Stéphane Sarrazin	285.0	109	Race
11 Race Performance	Oreca 03 - Judd	LM P2	Jonathan Hirschi	284.2	9	Free Practice 1
46 Thiriet by Tds Racing	Oreca 03 - Nissan	LM P2	Mathias Beche	281.2	114	Race
1 Greaves Motorsport	Zytek Z11SN - Nissan	LM P2	Lucas Ordoñez	280.5	18	Free Practice 2
10 Pecom Racing	Oreca 03 - Nissan	LM P2	Pierre Kaffer	280.5	46	Race
17 Status GP	Lola B12/80 Coupe - Judd HK	LM P2	Yelmer Buurman	280.5	31	Race
45 Boutsen Ginion Racing	Oreca 03 - Nissan	LM P2	Jack Clarke	279.8	18	Free Practice 1
38 Jota	Zytek Z11SN - Nissan	LM P2	Sam Hancock	279.1	122	Race
69 Gulf Racing	Aston Martin Vantage	LM GTE Am	Stuart Hall	277.6	28	Race
75 Prospeed Competition	Porsche 911 RSR (997)	LM GTE Am	Maxime Soulet	276.2	121	Race
44 Extreme Limite Aric	Norma M200P - Judd	LM P2	Fabien Rosier	274.8	18	Race
67 Imsa Performance Matmut	Porsche 911 RSR (997)	LM GTE Am	Nicolas Armindo	272.0	4	Race
42 Curtis Racing Technologies	Formula Le Mans - Oreca - 09	LM PC	Phil Keen	271.4	168	Race
40 Boutsen Ginion Racing	Formula Le Mans - Oreca - 09	LM PC	Thomas Dagoneau	270.0	91	Race
61 Kessel Racing	Ferrari 458 Italia	LM GTE Pro	Philipp Peter	270.0	64	Race
60 AF Corse	Ferrari 458 Italia	LM GTE Am	Marco Cioci	270.0	2	Race
83 JMB Racing	Ferrari 458 Italia	LM GTE Pro	Marco Frezza	268.7	41	Race
66 JMW Motorsport	Ferrari 458 Italia	LM GTE Pro	Jonathan Cocker	267.3	94	Race
99 JMB Racing	Ferrari 458 Italia	LM GTE Am	Alain Ferte	265.4	2	Race



## ELMS 6 HEURES DU CASTELLET Race

### Leader Sequence

Nr	Team	Car	Start Lap	End Lap	Laps	Total Laps
<b>LM P2</b>						
17	Status GP	Lola B12/80 Coupe - Judd HK	1	24	<b>24</b>	24
1	Greaves Motorsport	Zytek Z11SN - Nissan	25	26	<b>2</b>	2
46	Thiriet by Tds Racing	Oreca 03 - Nissan	27	53	<b>27</b>	27
38	Jota	Zytek Z11SN - Nissan	54	54	<b>1</b>	1
1	Greaves Motorsport	Zytek Z11SN - Nissan	55	79	<b>25</b>	27
46	Thiriet by Tds Racing	Oreca 03 - Nissan	80	100	<b>21</b>	48
1	Greaves Motorsport	Zytek Z11SN - Nissan	101	124	<b>24</b>	51
46	Thiriet by Tds Racing	Oreca 03 - Nissan	125	126	<b>2</b>	50
1	Greaves Motorsport	Zytek Z11SN - Nissan	127	133	<b>7</b>	58
46	Thiriet by Tds Racing	Oreca 03 - Nissan	134	189	<b>56</b>	106
<b>LM PC</b>						
40	Boutsen Ginion Racing	Formula Le Mans - Oreca - 09	1	1	<b>1</b>	1
42	Curtis Racing Technologies	Formula Le Mans - Oreca - 09	2	24	<b>23</b>	23
40	Boutsen Ginion Racing	Formula Le Mans - Oreca - 09	25	25	<b>1</b>	2
42	Curtis Racing Technologies	Formula Le Mans - Oreca - 09	26	50	<b>25</b>	48
40	Boutsen Ginion Racing	Formula Le Mans - Oreca - 09	51	54	<b>4</b>	6
42	Curtis Racing Technologies	Formula Le Mans - Oreca - 09	55	177	<b>123</b>	171
<b>LM GTE Pro</b>						
83	JMB Racing	Ferrari 458 Italia	1	32	<b>32</b>	32
66	JMW Motorsport	Ferrari 458 Italia	33	34	<b>2</b>	2
83	JMB Racing	Ferrari 458 Italia	35	66	<b>32</b>	64
66	JMW Motorsport	Ferrari 458 Italia	67	69	<b>3</b>	5
83	JMB Racing	Ferrari 458 Italia	70	101	<b>32</b>	96
66	JMW Motorsport	Ferrari 458 Italia	102	105	<b>4</b>	9
83	JMB Racing	Ferrari 458 Italia	106	136	<b>31</b>	127
66	JMW Motorsport	Ferrari 458 Italia	137	141	<b>5</b>	14
83	JMB Racing	Ferrari 458 Italia	142	171	<b>30</b>	157
66	JMW Motorsport	Ferrari 458 Italia	172	176	<b>5</b>	19
<b>LM GTE Am</b>						
75	Prospeed Competition	Porsche 911 RSR (997)	1	3	<b>3</b>	3
67	Imsa Performance Matmut	Porsche 911 RSR (997)	4	8	<b>5</b>	5
75	Prospeed Competition	Porsche 911 RSR (997)	9	30	<b>22</b>	25
60	AF Corse	Ferrari 458 Italia	31	36	<b>6</b>	6
67	Imsa Performance Matmut	Porsche 911 RSR (997)	37	60	<b>24</b>	29
75	Prospeed Competition	Porsche 911 RSR (997)	61	64	<b>4</b>	29
67	Imsa Performance Matmut	Porsche 911 RSR (997)	65	74	<b>10</b>	39
75	Prospeed Competition	Porsche 911 RSR (997)	75	99	<b>25</b>	54
67	Imsa Performance Matmut	Porsche 911 RSR (997)	100	119	<b>20</b>	59
75	Prospeed Competition	Porsche 911 RSR (997)	120	175	<b>56</b>	110

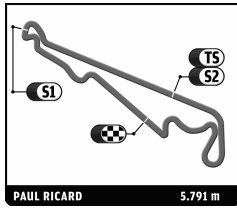


ELMS  
6 HEURES DU CASTELLET  
Race

Fastest Lap Sequence

Practice Time	Team	Car	Class	Driver	Time	Kph	Lap
3:42.969	17 Status GP	Lola B12/80 Coupe - Judd HK	LM P2	Yelmer Buurman	<b>1:50.402</b>	188.8	2
3:43.745	46 Thiriet by Tds Racing	Oreca 03 - Nissan	LM P2	Mathias Beche	<b>1:50.334</b>	188.9	2
5:32.911	17 Status GP	Lola B12/80 Coupe - Judd HK	LM P2	Yelmer Buurman	<b>1:49.942</b>	189.6	3
5:33.572	46 Thiriet by Tds Racing	Oreca 03 - Nissan	LM P2	Mathias Beche	<b>1:49.827</b>	189.8	3
1:29:01.175	17 Status GP	Lola B12/80 Coupe - Judd HK	LM P2	Yelmer Buurman	<b>1:49.826</b>	189.8	47
3:20:24.408	46 Thiriet by Tds Racing	Oreca 03 - Nissan	LM P2	Mathias Beche	<b>1:49.579</b>	190.3	58
3:24:04.278	46 Thiriet by Tds Racing	Oreca 03 - Nissan	LM P2	Mathias Beche	<b>1:49.369</b>	190.6	60



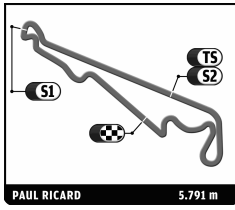


## ELMS 6 HEURES DU CASTELLET

Race

### Pit Stop Analysis

Team	Class	Race Time	Laps	Pit Time	Stops	PIT STOPS								
						P. In	Time	P. In	Time	P. In	Time			
1 Greaves Motorsport	LM P2	6:01:38.105	188	12:03.705	8	1	48:26	1:32.8	2	1:38:13	58.6	3	2:29:28	1:33.9
						4	3:21:06	1:02.2	5	4:12:37	1:38.6	6	4:18:00	1:10.6
						7	4:47:04	2:30.6	8	5:11:50	1:36.0			
10 Pecom Racing	LM P2	6:00:57.194	183	18:31.206	9	1	43:00	1:34.8	2	1:31:08	1:18.1	3	2:17:10	1:32.5
						4	2:39:43	7:52.9	5	2:57:06	38.5	6	3:35:19	1:36.3
						7	4:18:20	1:35.3	8	5:04:35	1:39.5	9	5:52:40	42.9
11 Race Performance	LM P2	6:02:25.091	186	11:28.907	8	1	47:07	1:41.9	2	1:39:50	1:09.3	3	2:32:27	2:03.7
						4	3:22:56	1:01.6	5	4:05:46	1:46.7	6	4:39:14	1:36.1
						7	5:05:19	1:27.6	8	5:38:55	41.6			
17 Status GP	LM P2	6:01:27.347	188	9:41.745	7	1	46:32	1:40.7	2	1:38:15	1:04.0	3	2:29:34	1:45.1
						4	3:21:24	1:04.7	5	3:49:25	1:32.0	6	4:33:17	1:10.3
						7	5:20:41	1:24.5						
18 Murphy Prototypes	LM P2	2:04:31.669	64	4:23.112	2	1	50:28	2:29.9	2	1:45:28	1:53.1			
19 Sebastien Loeb Racing	LM P2	6:00:55.624	188	9:40.556	7	1	48:52	1:06.4	2	1:40:42	1:31.1	3	2:30:36	58.4
						4	3:20:19	1:59.9	5	4:10:31	58.2	6	4:52:32	1:30.3
						7	5:36:46	1:35.9						
24 OAK Racing	LM P2	6:01:30.348	185	14:37.441	8	1	46:45	1:02.7	2	1:29:37	1:43.4	3	2:00:52	1:33.9
						4	2:50:29	3:00.2	5	3:45:00	2:03.8	6	4:23:30	1:46.8
						7	4:38:10	1:19.7	8	5:14:45	2:06.6			
38 Jota	LM P2	6:01:11.737	174	33:32.708	8	1	48:51	1:05.7	2	1:42:25	1:44.0	3	2:35:07	1:05.3
						4	3:27:33	1:40.7	5	3:49:34	31.3	6	4:16:27	25:56.7
						7	5:20:00	33.8	8	5:31:51	54.8			
40 Boutsen Ginion Racing	LM PC	4:31:36.237	111	49:23.071	4	1	49:26	1:12.9	2	1:48:08	4:54.6	3	2:20:09	2:43.0
						4	3:16:57	40:32.4						
42 Curtis Racing Technologies	LM PC	6:01:51.272	177	12:51.475	6	1	46:14	1:27.6	2	1:40:01	3:08.9	3	2:34:15	1:31.7
						4	3:28:53	2:59.2	5	4:24:19	1:54.4	6	5:19:01	1:49.4
44 Extreme Limite Aric	LM P2	6:02:45.600	175	20:29.788	7	1	45:57	59.2	2	1:37:24	4:51.7	3	2:32:29	1:12.6
						4	2:42:00	7:21.9	5	3:37:04	1:01.8	6	4:28:03	3:20.6
						7	5:22:42	1:41.6						
45 Boutsen Ginion Racing	LM P2	56:12.210	27	5:29.217	1	1	0:00	5:29.2						
46 Thiriet by Tds Racing	LM P2	6:00:53.302	189	8:25.721	8	1	46:33	55.8	2	1:39:54	1:18.9	3	2:33:28	46.8
						4	3:09:45	1:21.6	5	4:01:14	55.7	6	4:52:16	1:23.6
						7	5:40:19	55.1	8	5:48:46	47.9			
60 AF Corse	LM GTE Am	6:01:08.861	144	1:07:06.221	5	1	1:13:23	1:31.2	2	2:31:50	1:36.5	3	2:39:51	1:04.5
						4	3:01:15	1:01:24.2	5	5:13:33	1:29.6			
61 Kessel Racing	LM GTE Pro	6:02:50.493	174	6:39.759	4	1	1:08:18	1:44.1	2	2:20:34	1:11.1	3	3:36:00	1:52.3
						4	4:50:50	1:52.0						
66 JMW Motorsport	LM GTE Pro	6:01:05.005	176	6:16.669	4	1	1:08:41	1:45.3	2	2:21:12	1:36.3	3	3:35:03	1:19.1
						4	4:48:58	1:35.8						
67 Insa Performance Matmut	LM GTE Am	6:01:38.715	174	9:25.575	6	1	54:36	1:26.8	2	2:04:35	1:35.6	3	2:59:26	1:28.5
						4	4:07:22	1:34.0	5	5:00:08	1:34.4	6	5:57:45	1:46.0
69 Gulf Racing	LM GTE Am	6:01:39.840	160	29:48.808	6	1	1:03:00	1:55.0	2	2:19:14	1:55.0	3	3:27:31	1:59.9
						4	4:16:35	20:41.6	5	4:40:15	1:29.2	6	5:18:20	1:47.8
75 Prospeed Competition	LM GTE Am	6:01:37.218	175	7:18.300	5	1	1:02:30	2:00.0	2	2:11:16	1:19.6	3	3:23:28	1:35.8
						4	4:29:47	55.1	5	4:59:18	1:27.5			
83 JMB Racing	LM GTE Pro	6:01:06.079	176	7:27.544	5	1	1:06:17	1:37.8	2	2:16:29	1:41.1	3	3:28:24	1:39.0
						4	4:40:30	1:48.0	5	5:50:21	41.4			
99 JMB Racing	LM GTE Am	6:01:40.256	172	7:45.177	5	1	1:01:00	2:08.7	2	2:14:41	1:35.3	3	3:25:06	1:39.4
						4	4:27:11	59.1	5	4:57:23	1:22.4			



Computerised results and timing service

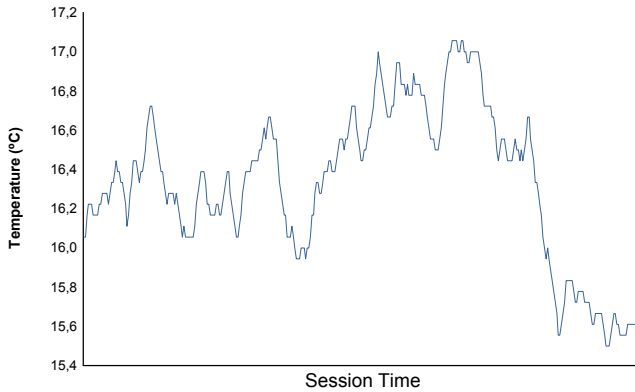
**6 HEURES DU CASTELLET**

**ELMS**

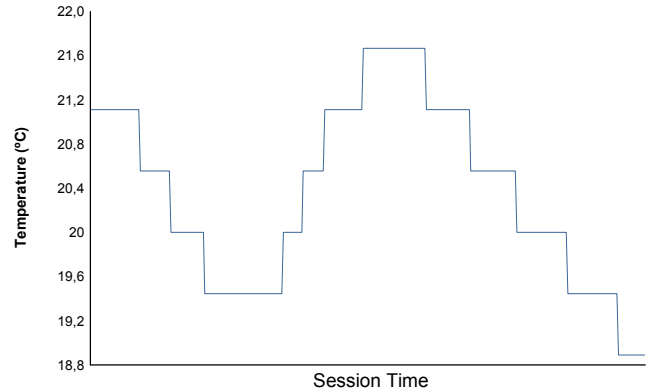
**Race**

**Weather Report**

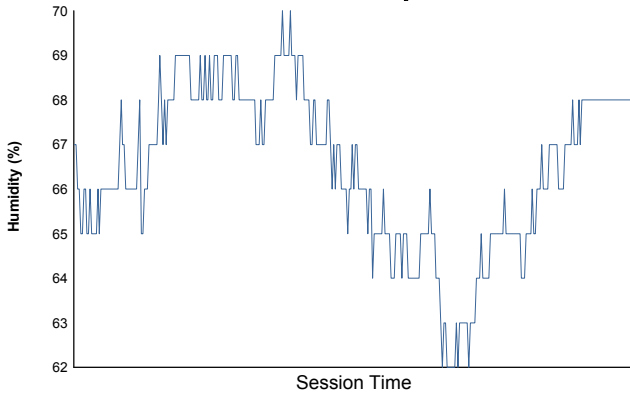
**Air Temperature**



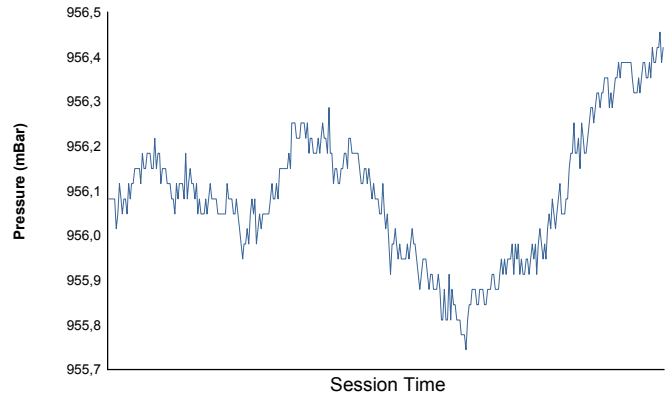
**Track Temperature**



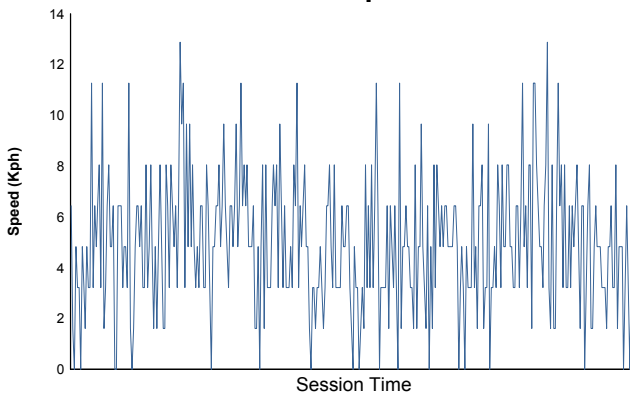
**Humidity**



**Pressure**

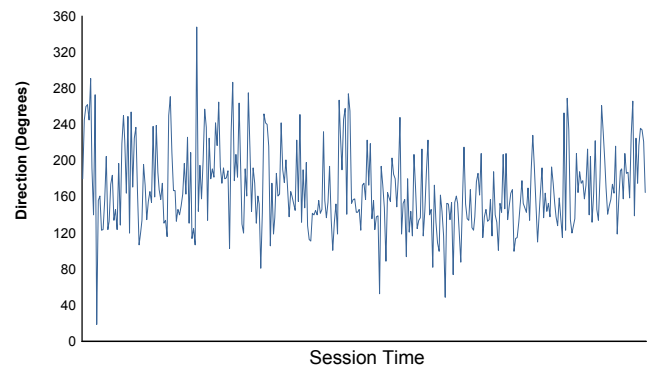


**Wind Speed**



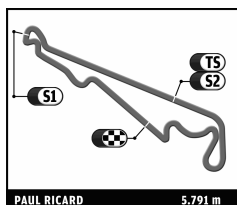
**Wind direction**

North = 0°/360° Est = 90° South = 180° West = 270°



Track Status:

**DRY**



# ELMS

## 6 HEURES DU CASTELLET

Race

### Provisional Classification (Hour 5)

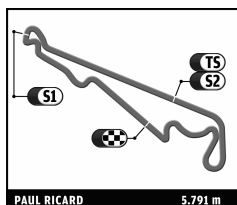
Nr.	Team	Drivers	Car	Class	Ty	Laps	Total Time	Gap	Best Lap			
									Lap	Time	Kph	
1	46 Thiriet by Tds Racing	Thiriet / Beche	Oreca 03 - Nissan	LM P2	D	158	5:01'06.449		107	1'49.369	190.6	
2	19 Sebastien Loeb Racing	Sarrazin / Minassian / Maroc	Oreca 03 - Nissan	LM P2	D	157	5:01'24.656	1 Laps	1 Laps	156	1'49.865	189.8
3	17 Status GP	Stirling / Sims / Buurman	Lola B12/80 Coupe - Judd HK	LM P2	D	157	5:02'08.082	1 Laps	43.426	130	1'49.525	190.3
4	1 Greaves Motorsport	Brundle / Kimber-Smith / Ordoñez	Zytek Z11SN - Nissan	LM P2	D	157	5:02'37.228	1 Laps	29.146	96	1'50.298	189.0
5	11 Race Performance	Hirschi / Meichtry / Frey	Oreca 03 - Judd	LM P2	D	155	5:01'31.552	3 Laps	2 Laps	130	1'50.156	189.3
6	24 OAK Racing	Kraihamer / Moreau / Nicolet	Morgan - Judd	LM P2	D	154	5:01'42.603	4 Laps	1 Laps	140	1'49.496	190.4
7	10 Pecom Racing	Bruni / Perez Companc / Kaffer	Oreca 03 - Nissan	LM P2	D	153	5:02'43.825	5 Laps	1 Laps	136	1'50.075	189.4
8	42 Curtis Racing Technologies	Kapadia / Keen / Hartshorne	Formula Le Mans - Oreca - 09	LM PC	M	147	5:01'30.855	11 Laps	6 Laps	22	1'54.675	181.8
9	83 JMB Racing	Melo / Frezza	Ferrari 458 Italia	LM GTE Pro	M	147	5:02'17.151	11 Laps	46.296	145	1'59.487	174.5
10	66 JMW Motorsport	Walker / Cocker	Ferrari 458 Italia	LM GTE Pro	D	147	5:02'38.812	11 Laps	21.661	77	1'59.219	174.9
11	75 Prospeed Competition	Goossens / Soulet	Porsche 911 RSR (997)	LM GTE Am	M	146	5:02'48.126	12 Laps	1 Laps	7	1'59.749	174.1
12	44 Extreme Limite Aric	Thirion / Rosier	Norma M200P - Judd	LM P2	D	145	5:01'02.793	13 Laps	1 Laps	100	1'52.789	184.8
13	67 Imsa Performance Matmut	Armando / Narac / Pons	Porsche 911 RSR (997)	LM GTE Am	M	145	5:01'26.057	13 Laps	23.264	96	1'59.632	174.3
14	61 Kessel Racing	Peter / Broniszewski	Ferrari 458 Italia	LM GTE Pro	D	144	5:00'57.348	14 Laps	1 Laps	65	2'00.039	173.7
15	38 Jota	Hancock / Dolan	Zytek Z11SN - Nissan	LM P2	D	143	5:01'10.809	15 Laps	1 Laps	114	1'50.058	189.4
16	99 JMB Racing	Ferte / Illiano	Ferrari 458 Italia	LM GTE Am	M	143	5:02'54.579	15 Laps	1'43.770	71	2'00.508	173.0
17	69 Gulf Racing	Goethe / Hall	Aston Martin Vantage	LM GTE Am	D	132	5:01'57.451	26 Laps	11 Laps	128	1'59.536	174.4
18	60 AF Corse	Cioci / Griffin / Perazzini	Ferrari 458 Italia	LM GTE Am	M	115	5:01'21.794	43 Laps	17 Laps	83	2'00.112	173.6
19	40 Boutsen Ginion Racing	Merlin / Vignali / Dagoneau	Formula Le Mans - Oreca - 09	LM PC	M	111	4:31'36.237	47 Laps	4 Laps	17	1'57.536	177.4
20	18 Murphy Prototypes	Moro / Firth / Hughes	Oreca 03 - Nissan	LM P2	D	64	2:04'31.669	94 Laps	47 Laps	18	1'50.738	188.3
21	45 Boutsen Ginion Racing	Buemi / Brière / Clarke	Oreca 03 - Nissan	LM P2	D	27	56'12.210	131 Laps	37 Laps	21	1'50.877	188.0

Published at: .....

Track Temp: 20,00 °C

Air Temp: 15,94 °C

Race Director:	Timekeeper:
----------------	-------------



# ELMS

## 6 HEURES DU CASTELLET

Race

### Provisional Classification by Class (After Hour 5)

Nr.	Team	Drivers	Car	Class	Ty	Laps	Total Time	Gap	Best Lap				
									Lap	Time	Kph		
<b>LM P2</b>							Fastest Lap by Beche Mathias: 1'49.369 (Lap 107, 190,6 Kph)						
1	46	Thiriet by Tds Racing	Thiriet / Beche	Oreca 03 - Nissan	LM P2	D	158	<b>5:01'06.449</b>		107	<b>1'49.369</b>	190.6	
2	19	Sebastian Loeb Racing	Sarrazin / Minassian / Maroc	Oreca 03 - Nissan	LM P2	D	157	<b>5:01'24.656</b>	1 Laps	1 Laps	156	<b>1'49.865</b>	189.8
3	17	Status GP	Stirling / Sims / Buurman	Lola B12/80 Coupe - Judd HK	LM P2	D	157	<b>5:02'08.082</b>	1 Laps	43.426	130	<b>1'49.525</b>	190.3
4	1	Greaves Motorsport	Brundle / Kimber-Smith / Ordoñez	Zytek Z11SN - Nissan	LM P2	D	157	<b>5:02'37.228</b>	1 Laps	29.146	96	<b>1'50.298</b>	189.0
5	11	Race Performance	Hirschi / Meichtry / Frey	Oreca 03 - Judd	LM P2	D	155	<b>5:01'31.552</b>	3 Laps	2 Laps	130	<b>1'50.156</b>	189.3
6	24	OAK Racing	Kraihamer / Moreau / Nicolet	Morgan - Judd	LM P2	D	154	<b>5:01'42.603</b>	4 Laps	1 Laps	140	<b>1'49.496</b>	190.4
7	10	Pecom Racing	Bruni / Perez Companc / Kaffer	Oreca 03 - Nissan	LM P2	D	153	<b>5:02'43.825</b>	5 Laps	1 Laps	136	<b>1'50.075</b>	189.4
8	44	Extreme Limite Aric	Thirion / Rosier	Norma M200P - Judd	LM P2	D	145	<b>5:01'02.793</b>	13 Laps	8 Laps	100	<b>1'52.789</b>	184.8
9	38	Jota	Hancock / Dolan	Zytek Z11SN - Nissan	LM P2	D	143	<b>5:01'10.809</b>	15 Laps	2 Laps	114	<b>1'50.058</b>	189.4
10	18	Murphy Prototypes	Moro / Firth / Hughes	Oreca 03 - Nissan	LM P2	D	64	<b>2:04'31.669</b>	94 Laps	79 Laps	18	<b>1'50.738</b>	188.3
11	45	Boutsen Ginion Racing	Buemi / Brière / Clarke	Oreca 03 - Nissan	LM P2	D	27	<b>56'12.210</b>	131 Laps	37 Laps	21	<b>1'50.877</b>	188.0
<b>LM GTE Pro</b>							Fastest Lap by Cocker Jonathan: 1'59.219 (Lap 77, 174,9 Kph)						
1	83	JMB Racing	Melo / Frezza	Ferrari 458 Italia	LM GTE Pro	M	147	<b>5:02'17.151</b>		145	<b>1'59.487</b>	174.5	
2	66	JMW Motorsport	Walker / Cocker	Ferrari 458 Italia	LM GTE Pro	D	147	<b>5:02'38.812</b>	21.661	21.661	77	<b>1'59.219</b>	174.9
3	61	Kessel Racing	Peter / Broniszewski	Ferrari 458 Italia	LM GTE Pro	D	144	<b>5:00'57.348</b>	3 Laps	3 Laps	65	<b>2'00.039</b>	173.7
<b>LM GTE Am</b>							Fastest Lap by Hall Stuart: 1'59.536 (Lap 128, 174,4 Kph)						
1	75	Prospeed Competition	Goossens / Soulet	Porsche 911 RSR (997)	LM GTE Am	M	146	<b>5:02'48.126</b>		7	<b>1'59.749</b>	174.1	
2	67	Imsa Performance Matmut	Armindo / Narac / Pons	Porsche 911 RSR (997)	LM GTE Am	M	145	<b>5:01'26.057</b>	1 Laps	1 Laps	96	<b>1'59.632</b>	174.3
3	99	JMB Racing	Ferte / Illiano	Ferrari 458 Italia	LM GTE Am	M	143	<b>5:02'54.579</b>	3 Laps	2 Laps	71	<b>2'00.508</b>	173.0
4	69	Gulf Racing	Goethe / Hall	Aston Martin Vantage	LM GTE Am	D	132	<b>5:01'57.451</b>	14 Laps	11 Laps	128	<b>1'59.536</b>	174.4
5	60	AF Corse	Cioci / Griffin / Perazzini	Ferrari 458 Italia	LM GTE Am	M	115	<b>5:01'21.794</b>	31 Laps	17 Laps	83	<b>2'00.112</b>	173.6
<b>LM PC</b>							Fastest Lap by Keen Phil: 1'54.675 (Lap 22, 181,8 Kph)						
1	42	Curtis Racing Technologies	Kapadia / Keen / Hartshorne	Formula Le Mans - Oreca - 09	LM PC	M	147	<b>5:01'30.855</b>		22	<b>1'54.675</b>	181.8	
2	40	Boutsen Ginion Racing	Merlin / Vignali / Dagoneau	Formula Le Mans - Oreca - 09	LM PC	M	111	<b>4:31'36.237</b>	36 Laps	36 Laps	17	<b>1'57.536</b>	177.4

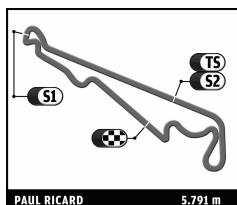
Published at: .....

Track Temp: 20,00 °C

Air Temp: 15,94 °C

Race Director:

Timekeeper:



# ELMS

## 6 HEURES DU CASTELLET

Race

### Provisional Classification (Hour 4)

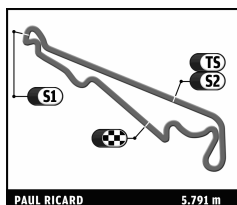
Nr.	Team	Drivers	Car	Class	Ty	Laps	Total Time	Gap	Best Lap			
									Lap	Time	Kph	
1	Greaves Motorsport	Brundle / Kimber-Smith / Ordoñez	Zytek Z11SN - Nissan	LM P2	D	127	4:01'20.533		96	1'50.298	189.0	
2	Thiriet by Tds Racing	Thiriet / Beche	Oreca 03 - Nissan	LM P2	D	127	4:01'23.903	3.370	3.370	107	1'49.369	190.6
3	Sebastien Loeb Racing	Sarrazin / Minassian / Maroc	Oreca 03 - Nissan	LM P2	D	127	4:03'08.562	1'48.029	1'44.659	117	1'50.245	189.1
4	Jota	Hancock / Dolan	Zytek Z11SN - Nissan	LM P2	D	126	4:03'00.837	1 Laps	1 Laps	114	1'50.058	189.4
5	Race Performance	Hirschi / Meichtry / Frey	Oreca 03 - Judd	LM P2	D	125	4:01'49.711	2 Laps	1 Laps	84	1'50.876	188.0
6	Status GP	Stirling / Sims / Buurman	Lola B12/80 Coupe - Judd HK	LM P2	D	125	4:02'00.669	2 Laps	10.958	47	1'49.826	189.8
7	OAK Racing	Kraihamer / Moreau / Nicolet	Morgan - Judd	LM P2	D	124	4:02'23.181	3 Laps	1 Laps	52	1'49.959	189.6
8	Pecom Racing	Bruni / Perez Companc / Kaffer	Oreca 03 - Nissan	LM P2	D	122	4:03'09.907	5 Laps	2 Laps	30	1'50.240	189.1
9	JMB Racing	Melo / Frezza	Ferrari 458 Italia	LM GTE Pro	M	118	4:02'11.504	9 Laps	4 Laps	79	1'59.519	174.4
10	JMW Motorsport	Walker / Cocker	Ferrari 458 Italia	LM GTE Pro	D	118	4:02'31.950	9 Laps	20.446	77	1'59.219	174.9
11	Curtis Racing Technologies	Kapadia / Keen / Hartshorne	Formula Le Mans - Oreca - 09	LM PC	M	118	4:03'02.369	9 Laps	30.419	22	1'54.675	181.8
12	Imsa Performance Matmut	Armindo / Narac / Pons	Porsche 911 RSR (997)	LM GTE Am	M	117	4:01'18.756	10 Laps	1 Laps	96	1'59.632	174.3
13	Prospeed Competition	Goossens / Soulet	Porsche 911 RSR (997)	LM GTE Am	M	117	4:01'27.538	10 Laps	8.782	7	1'59.749	174.1
14	Extreme Limite Aric	Thirion / Rosier	Norma M200P - Judd	LM P2	D	117	4:02'55.181	10 Laps	1'27.643	100	1'52.789	184.8
15	Kessel Racing	Peter / Broniszewski	Ferrari 458 Italia	LM GTE Pro	D	116	4:02'01.934	11 Laps	1 Laps	65	2'00.039	173.7
16	JMB Racing	Ferte / Illiano	Ferrari 458 Italia	LM GTE Am	M	115	4:02'18.393	12 Laps	1 Laps	71	2'00.508	173.0
17	Gulf Racing	Goethe / Hall	Aston Martin Vantage	LM GTE Am	D	114	4:01'07.625	13 Laps	1 Laps	90	1'59.934	173.8
18	Boutsen Ginion Racing	Merlin / Vignali / Dagoneau	Formula Le Mans - Oreca - 09	LM PC	M	96	4:01'41.261	31 Laps	18 Laps	17	1'57.536	177.4
19	AF Corse	Cioci / Griffin / Perazzini	Ferrari 458 Italia	LM GTE Am	M	86	3:01'29.596	41 Laps	10 Laps	83	2'00.112	173.6
20	Murphy Prototypes	Moro / Firth / Hughes	Oreca 03 - Nissan	LM P2	D	64	2:04'31.669	63 Laps	22 Laps	18	1'50.738	188.3
21	Boutsen Ginion Racing	Buemi / Brière / Clarke	Oreca 03 - Nissan	LM P2	D	27	56'12.210	100 Laps	37 Laps	21	1'50.877	188.0

Published at: .....

Track Temp: 21,11 °C

Air Temp: 17,06 °C

Race Director:	Timekeeper:
----------------	-------------



# ELMS

## 6 HEURES DU CASTELLET

Race

Provisional Classification by Class (After Hour 4)

Nr.	Team	Drivers	Car	Class	Ty	Laps	Total Time	Gap	Best Lap				
									Lap	Time	Kph		
							Fastest Lap by Beche Mathias: 1'49.369 (Lap 107, 190,6 Kph)						
<b>LM P2</b>													
1	1	Greaves Motorsport	Brundle / Kimber-Smith / Ordoñez	Zytek Z11SN - Nissan	LM P2	D	127	<b>4:01'20.533</b>			96	<b>1'50.298</b>	189.0
2	46	Thiriet by Tds Racing	Thiriet / Beche	Oreca 03 - Nissan	LM P2	D	127	<b>4:01'23.903</b>	3.370	3.370	107	<b>1'49.369</b>	190.6
3	19	Sebastien Loeb Racing	Sarrazin / Minassian / Marroc	Oreca 03 - Nissan	LM P2	D	127	<b>4:03'08.562</b>	1'48.029	1'44.659	117	<b>1'50.245</b>	189.1
4	38	Jota	Hancock / Dolan	Zytek Z11SN - Nissan	LM P2	D	126	<b>4:03'00.837</b>	1 Laps	1 Laps	114	<b>1'50.058</b>	189.4
5	11	Race Performance	Hirschi / Meichtry / Frey	Oreca 03 - Judd	LM P2	D	125	<b>4:01'49.711</b>	2 Laps	1 Laps	84	<b>1'50.876</b>	188.0
6	17	Status GP	Stirling / Sims / Buurman	Lola B12/80 Coupe - Judd HK	LM P2	D	125	<b>4:02'00.669</b>	2 Laps	10.958	47	<b>1'49.826</b>	189.8
7	24	OAK Racing	Kraihamer / Moreau / Nicolet	Morgan - Judd	LM P2	D	124	<b>4:02'23.181</b>	3 Laps	1 Laps	52	<b>1'49.959</b>	189.6
8	10	Pecom Racing	Bruni / Perez Companc / Kaffer	Oreca 03 - Nissan	LM P2	D	122	<b>4:03'09.907</b>	5 Laps	2 Laps	30	<b>1'50.240</b>	189.1
9	44	Extreme Limite Aric	Thirion / Rosier	Norma M200P - Judd	LM P2	D	117	<b>4:02'55.181</b>	10 Laps	5 Laps	100	<b>1'52.789</b>	184.8
10	18	Murphy Prototypes	Moro / Firth / Hughes	Oreca 03 - Nissan	LM P2	D	64	<b>2:04'31.669</b>	63 Laps	53 Laps	18	<b>1'50.738</b>	188.3
11	45	Boutsen Ginion Racing	Buemi / Brière / Clarke	Oreca 03 - Nissan	LM P2	D	27	<b>56'12.210</b>	100 Laps	37 Laps	21	<b>1'50.877</b>	188.0
							Fastest Lap by Cocker Jonathan: 1'59.219 (Lap 77, 174,9 Kph)						
<b>LM GTE Pro</b>													
1	83	JMB Racing	Melo / Frezza	Ferrari 458 Italia	LM GTE Pro	M	118	<b>4:02'11.504</b>			79	<b>1'59.519</b>	174.4
2	66	JMW Motorsport	Walker / Cocker	Ferrari 458 Italia	LM GTE Pro	D	118	<b>4:02'31.950</b>	20.446	20.446	77	<b>1'59.219</b>	174.9
3	61	Kessel Racing	Peter / Broniszewski	Ferrari 458 Italia	LM GTE Pro	D	116	<b>4:02'01.934</b>	2 Laps	2 Laps	65	<b>2'00.039</b>	173.7
							Fastest Lap by Narac Raymond: 1'59.632 (Lap 96, 174,3 Kph)						
<b>LM GTE Am</b>													
1	67	Imsa Performance Matmut	Armindo / Narac / Pons	Porsche 911 RSR (997)	LM GTE Am	M	117	<b>4:01'18.756</b>			96	<b>1'59.632</b>	174.3
2	75	Prospeed Competition	Goossens / Soulet	Porsche 911 RSR (997)	LM GTE Am	M	117	<b>4:01'27.538</b>	8.782	8.782	7	<b>1'59.749</b>	174.1
3	99	JMB Racing	Ferte / Illiano	Ferrari 458 Italia	LM GTE Am	M	115	<b>4:02'18.393</b>	2 Laps	2 Laps	71	<b>2'00.508</b>	173.0
4	69	Gulf Racing	Goethe / Hall	Aston Martin Vantage	LM GTE Am	D	114	<b>4:01'07.625</b>	3 Laps	1 Laps	90	<b>1'59.934</b>	173.8
5	60	AF Corse	Cioci / Griffin / Perazzini	Ferrari 458 Italia	LM GTE Am	M	86	<b>3:01'29.596</b>	31 Laps	28 Laps	83	<b>2'00.112</b>	173.6
							Fastest Lap by Keen Phil: 1'54.675 (Lap 22, 181,8 Kph)						
<b>LM PC</b>													
1	42	Curtis Racing Technologies	Kapadia / Keen / Hartshorne	Formula Le Mans - Oreca - 09	LM PC	M	118	<b>4:03'02.369</b>			22	<b>1'54.675</b>	181.8
2	40	Boutsen Ginion Racing	Merlin / Vignali / Dagoneau	Formula Le Mans - Oreca - 09	LM PC	M	96	<b>4:01'41.261</b>	22 Laps	22 Laps	17	<b>1'57.536</b>	177.4

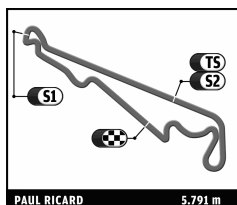
Published at: .....

Track Temp: 21,11 °C

Air Temp: 17,06 °C

Race Director:

Timekeeper:



## ELMS 6 HEURES DU CASTELLET

Race

### Provisional Classification (Hour 3)

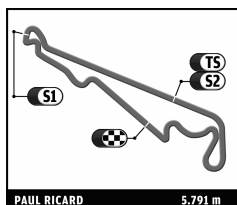
Nr.	Team	Drivers	Car	Class	Ty	Laps	Total Time	Gap	Best Lap			
									Lap	Time	Kph	
1	46 Thiriet by Tds Racing	Thiriet / Beche	Oreca 03 - Nissan	LM P2	D	95	3:00'23.075		3	1'49.827	189.8	
2	1 Greaves Motorsport	Brundle / Kimber-Smith / Ordoñez	Zytek Z111SN - Nissan	LM P2	D	95	3:00'44.274	21.199	21.199	29	1'50.329	189.0
3	19 Sebastien Loeb Racing	Sarrazin / Minassian / Marroc	Oreca 03 - Nissan	LM P2	D	95	3:01'32.617	1'09.542	48.343	71	1'50.558	188.6
4	17 Status GP	Stirling / Sims / Buurman	Lola B12/80 Coupe - Judd HK	LM P2	D	95	3:02'10.666	1'47.591	38.049	47	1'49.826	189.8
5	38 Jota	Hancock / Dolan	Zytek Z111SN - Nissan	LM P2	D	94	3:00'58.392	1 Laps	1 Laps	53	1'51.631	186.8
6	11 Race Performance	Hirschi / Meichtry / Frey	Oreca 03 - Judd	LM P2	D	93	3:00'34.901	2 Laps	1 Laps	84	1'50.876	188.0
7	24 OAK Racing	Kraihamer / Moreau / Nicolet	Morgan - Judd	LM P2	D	93	3:01'07.268	2 Laps	32.367	52	1'49.959	189.6
8	10 Pecom Racing	Bruni / Perez Companc / Kaffer	Oreca 03 - Nissan	LM P2	D	90	3:01'29.753	5 Laps	3 Laps	30	1'50.240	189.1
9	42 Curtis Racing Technologies	Kapadia / Keen / Hartshorne	Formula Le Mans - Oreca - 09	LM PC	M	88	3:00'15.092	7 Laps	2 Laps	22	1'54.675	181.8
10	83 JMB Racing	Melo / Frezza	Ferrari 458 Italia	LM GTE Pro	M	88	3:00'17.460	7 Laps	2.368	79	1'59.519	174.4
11	66 JMW Motorsport	Walker / Cocker	Ferrari 458 Italia	LM GTE Pro	D	88	3:00'50.938	7 Laps	33.478	77	1'59.219	174.9
12	75 Prospeed Competition	Goossens / Soulet	Porsche 911 RSR (997)	LM GTE Am	M	88	3:01'09.906	7 Laps	18.968	7	1'59.749	174.1
13	67 Imsa Performance Matmut	Armino / Narac / Pons	Porsche 911 RSR (997)	LM GTE Am	M	87	3:00'38.361	8 Laps	1 Laps	5	1'59.868	173.9
14	61 Kessel Racing	Peter / Broniszewski	Ferrari 458 Italia	LM GTE Pro	D	87	3:00'53.672	8 Laps	15.311	65	2'00.039	173.7
15	99 JMB Racing	Ferte / Illiano	Ferrari 458 Italia	LM GTE Am	M	86	3:00'45.428	9 Laps	1 Laps	71	2'00.508	173.0
16	40 Boutsen Ginion Racing	Merlin / Vignali / Dagoneau	Formula Le Mans - Oreca - 09	LM PC	M	86	3:00'58.843	9 Laps	13.415	17	1'57.536	177.4
17	69 Gulf Racing	Goethe / Hall	Aston Martin Vantage	LM GTE Am	D	86	3:01'26.320	9 Laps	27.477	75	2'00.086	173.6
18	60 AF Corse	Cioci / Griffin / Perazzini	Ferrari 458 Italia	LM GTE Am	M	86	3:01'29.596	9 Laps	3.276	83	2'00.112	173.6
19	44 Extreme Limite Aric	Thirion / Rosier	Norma M200P - Judd	LM P2	D	85	3:01'00.606	10 Laps	1 Laps	4	1'53.440	183.8
20	18 Murphy Prototypes	Moro / Firth / Hughes	Oreca 03 - Nissan	LM P2	D	64	2:04'31.669	31 Laps	21 Laps	18	1'50.738	188.3
21	45 Boutsen Ginion Racing	Buemi / Brière / Clarke	Oreca 03 - Nissan	LM P2	D	27	56'12.210	68 Laps	37 Laps	21	1'50.877	188.0

Published at: .....

Track Temp: 21,67 °C

Air Temp: 16,44 °C

Race Director:	Timekeeper:
----------------	-------------



# ELMS

## 6 HEURES DU CASTELLET

Race

### Provisional Classification by Class (After Hour 3)

Nr.	Team	Drivers	Car	Class	Ty	Laps	Total Time	Gap	Best Lap				
									Lap	Time	Kph		
<b>LM P2</b>							Fastest Lap by Buurman Yelmer: 1'49.826 (Lap 47, 189,8 Kph)						
1	46	Thiriet by Tds Racing	Thiriet / Beche	Oreca 03 - Nissan	LM P2	D	95	<b>3:00'23.075</b>			3	<b>1'49.827</b>	189.8
2	1	Greaves Motorsport	Brundle / Kimber-Smith / Ordoñez	Zytek Z11SN - Nissan	LM P2	D	95	<b>3:00'44.274</b>	21.199	21.199	29	<b>1'50.329</b>	189.0
3	19	Sebastien Loeb Racing	Sarrazin / Minassian / Marroc	Oreca 03 - Nissan	LM P2	D	95	<b>3:01'32.617</b>	1'09.542	48.343	71	<b>1'50.558</b>	188.6
4	17	Status GP	Stirling / Sims / Buurman	Lola B12/80 Coupe - Judd HK	LM P2	D	95	<b>3:02'10.666</b>	1'47.591	38.049	47	<b>1'49.826</b>	189.8
5	38	Jota	Hancock / Dolan	Zytek Z11SN - Nissan	LM P2	D	94	<b>3:00'58.392</b>	1 Laps	1 Laps	53	<b>1'51.631</b>	186.8
6	11	Race Performance	Hirschi / Meichtry / Frey	Oreca 03 - Judd	LM P2	D	93	<b>3:00'34.901</b>	2 Laps	1 Laps	84	<b>1'50.876</b>	188.0
7	24	OAK Racing	Kraihamer / Moreau / Nicolet	Morgan - Judd	LM P2	D	93	<b>3:01'07.268</b>	2 Laps	32.367	52	<b>1'49.959</b>	189.6
8	10	Pecom Racing	Bruni / Perez Companc / Kaffer	Oreca 03 - Nissan	LM P2	D	90	<b>3:01'29.753</b>	5 Laps	3 Laps	30	<b>1'50.240</b>	189.1
9	44	Extreme Limite Aric	Thirion / Rosier	Norma M200P - Judd	LM P2	D	85	<b>3:01'00.606</b>	10 Laps	5 Laps	4	<b>1'53.440</b>	183.8
10	18	Murphy Prototypes	Moro / Firth / Hughes	Oreca 03 - Nissan	LM P2	D	64	<b>2:04'31.669</b>	31 Laps	21 Laps	18	<b>1'50.738</b>	188.3
11	45	Boutsen Ginion Racing	Buemi / Brière / Clarke	Oreca 03 - Nissan	LM P2	D	27	<b>56'12.210</b>	68 Laps	37 Laps	21	<b>1'50.877</b>	188.0
<b>LM GTE Pro</b>							Fastest Lap by Cocker Jonathan: 1'59.219 (Lap 77, 174,9 Kph)						
1	83	JMB Racing	Melo / Frezza	Ferrari 458 Italia	LM GTE Pro	M	88	<b>3:00'17.460</b>			79	<b>1'59.519</b>	174.4
2	66	JMW Motorsport	Walker / Cocker	Ferrari 458 Italia	LM GTE Pro	D	88	<b>3:00'50.938</b>	33.478	33.478	77	<b>1'59.219</b>	174.9
3	61	Kessel Racing	Peter / Broniszewski	Ferrari 458 Italia	LM GTE Pro	D	87	<b>3:00'53.672</b>	1 Laps	1 Laps	65	<b>2'00.039</b>	173.7
<b>LM GTE Am</b>							Fastest Lap by Goossens Marc: 1'59.749 (Lap 7, 174,1 Kph)						
1	75	Prospeed Competition	Goossens / Soulet	Porsche 911 RSR (997)	LM GTE Am	M	88	<b>3:01'09.906</b>			7	<b>1'59.749</b>	174.1
2	67	Imsa Performance Matmut	Armindo / Narac / Pons	Porsche 911 RSR (997)	LM GTE Am	M	87	<b>3:00'38.361</b>	1 Laps	1 Laps	5	<b>1'59.868</b>	173.9
3	99	JMB Racing	Ferte / Illiano	Ferrari 458 Italia	LM GTE Am	M	86	<b>3:00'45.428</b>	2 Laps	1 Laps	71	<b>2'00.508</b>	173.0
4	69	Gulf Racing	Goethe / Hall	Aston Martin Vantage	LM GTE Am	D	86	<b>3:01'26.320</b>	2 Laps	40.892	75	<b>2'00.086</b>	173.6
5	60	AF Corse	Cioci / Griffin / Perazzini	Ferrari 458 Italia	LM GTE Am	M	86	<b>3:01'29.596</b>	2 Laps	3.276	83	<b>2'00.112</b>	173.6
<b>LM PC</b>							Fastest Lap by Keen Phil: 1'54.675 (Lap 22, 181,8 Kph)						
1	42	Curtis Racing Technologies	Kapadia / Keen / Hartshorne	Formula Le Mans - Oreca - 09	LM PC	M	88	<b>3:00'15.092</b>			22	<b>1'54.675</b>	181.8
2	40	Boutsen Ginion Racing	Merlin / Vignali / Dagoneau	Formula Le Mans - Oreca - 09	LM PC	M	86	<b>3:00'58.843</b>	2 Laps	2 Laps	17	<b>1'57.536</b>	177.4

Published at: .....

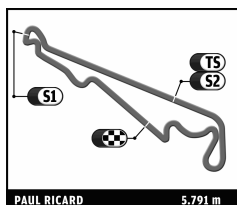
Track Temp: **21,67 °C**

Air Temp: **16,44 °C**

Race Director:

Timekeeper:





# ELMS

## 6 HEURES DU CASTELLET

Race

### Provisional Classification (Hour 2)

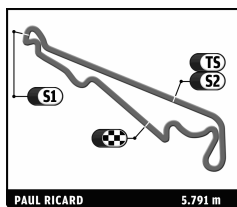
Nr.	Team	Drivers	Car	Class	Ty	Laps	Total Time	Gap	Best Lap			
									Lap	Time	Kph	
1	1 Greaves Motorsport	Brundle / Kimber-Smith / Ordoñez	Zytek Z11SN - Nissan	LM P2	D	64	2:01'36.241		29	1'50.329	189.0	
2	17 Status GP	Stirling / Sims / Buurman	Lola B12/80 Coupe - Judd HK	LM P2	D	64	2:01'39.982	3.741	3.741	47	1'49.826	189.8
3	46 Thiriet by Tds Racing	Thiriet / Beche	Oreca 03 - Nissan	LM P2	D	64	2:01'46.428	10.187	6.446	3	1'49.827	189.8
4	10 Pecom Racing	Bruni / Perez Companc / Kaffer	Oreca 03 - Nissan	LM P2	D	64	2:02'18.478	42.237	32.050	30	1'50.240	189.1
5	19 Sebastien Loeb Racing	Sarrazin / Minassian / Maroc	Oreca 03 - Nissan	LM P2	D	64	2:02'42.934	1'06.693	24.456	60	1'51.111	187.6
6	38 Jota	Hancock / Dolan	Zytek Z11SN - Nissan	LM P2	D	64	2:03'02.277	1'26.036	19.343	53	1'51.631	186.8
7	11 Race Performance	Hirschi / Meichtry / Frey	Oreca 03 - Judd	LM P2	D	63	2:01'55.198	1 Laps	1 Laps	41	1'51.948	186.2
8	24 OAK Racing	Kraihamer / Moreau / Nicolet	Morgan - Judd	LM P2	D	63	2:02'09.380	1 Laps	14.182	52	1'49.959	189.6
9	18 Murphy Prototypes	Moro / Firth / Hughes	Oreca 03 - Nissan	LM P2	D	63	2:02'38.468	1 Laps	29.088	18	1'50.738	188.3
10	42 Curtis Racing Technologies	Kapadia / Keen / Hartshorne	Formula Le Mans - Oreca - 09	LM PC	M	60	2:01'55.123	4 Laps	3 Laps	22	1'54.675	181.8
11	83 JMB Racing	Melo / Frezza	Ferrari 458 Italia	LM GTE Pro	M	60	2:02'19.052	4 Laps	23.929	10	1'59.677	174.2
12	44 Extreme Limite Aric	Thirion / Rosier	Norma M200P - Judd	LM P2	D	60	2:02'22.870	4 Laps	3.818	4	1'53.440	183.8
13	67 Imsa Performance Matmut	Armando / Narac / Pons	Porsche 911 RSR (997)	LM GTE Am	M	60	2:02'32.718	4 Laps	9.848	5	1'59.868	173.9
14	66 JMW Motorsport	Walker / Cocker	Ferrari 458 Italia	LM GTE Pro	D	60	2:03'02.441	4 Laps	29.723	6	2'00.248	173.4
15	75 Prospeed Competition	Goossens / Soulet	Porsche 911 RSR (997)	LM GTE Am	M	60	2:03'10.617	4 Laps	8.176	7	1'59.749	174.1
16	61 Kessel Racing	Peter / Broniszewski	Ferrari 458 Italia	LM GTE Pro	D	59	2:02'29.628	5 Laps	1 Laps	53	2'00.088	173.6
17	60 AF Corse	Cioci / Griffin / Perazzini	Ferrari 458 Italia	LM GTE Am	M	59	2:02'53.016	5 Laps	23.388	6	2'00.919	172.4
18	40 Boutsen Ginion Racing	Merlin / Vignali / Dagoneau	Formula Le Mans - Oreca - 09	LM PC	M	58	2:01'16.264	6 Laps	1 Laps	17	1'57.536	177.4
19	99 JMB Racing	Ferte / Illiano	Ferrari 458 Italia	LM GTE Am	M	58	2:02'11.875	6 Laps	55.611	20	2'00.540	173.0
20	69 Gulf Racing	Goethe / Hall	Aston Martin Vantage	LM GTE Am	D	58	2:02'13.276	6 Laps	1.401	6	2'00.648	172.8
21	45 Boutsen Ginion Racing	Buemi / Brière / Clarke	Oreca 03 - Nissan	LM P2	D	27	56'12.210	37 Laps	31 Laps	21	1'50.877	188.0

Published at: .....

Track Temp: 19,44 °C

Air Temp: 16,56 °C

Race Director:	Timekeeper:
----------------	-------------



# ELMS

## 6 HEURES DU CASTELLET

Race

### Provisional Classification by Class (After Hour 2)

Nr.	Team	Drivers	Car	Class	Ty	Laps	Total Time	Gap	Best Lap				
									Lap	Time	Kph		
							Fastest Lap by Buurman Yelmer: 1'49.826 (Lap 47, 189,8 Kph)						
<b>LM P2</b>													
1	1	Greaves Motorsport	Brundle / Kimber-Smith / Ordoñez	Zytek Z11SN - Nissan	LM P2	D	64	<b>2:01'36.241</b>		29	<b>1'50.329</b>	189.0	
2	17	Status GP	Stirling / Sims / Buurman	Lola B12/80 Coupe - Judd HK	LM P2	D	64	<b>2:01'39.982</b>	3.741	3.741	47	<b>1'49.826</b>	189.8
3	46	Thiriet by Tds Racing	Thiriet / Beche	Oreca 03 - Nissan	LM P2	D	64	<b>2:01'46.428</b>	10.187	6.446	3	<b>1'49.827</b>	189.8
4	10	Pecom Racing	Bruni / Perez Companc / Kaffer	Oreca 03 - Nissan	LM P2	D	64	<b>2:02'18.478</b>	42.237	32.050	30	<b>1'50.240</b>	189.1
5	19	Sebastien Loeb Racing	Sarrazin / Minassian / Marroc	Oreca 03 - Nissan	LM P2	D	64	<b>2:02'42.934</b>	1'06.693	24.456	60	<b>1'51.111</b>	187.6
6	38	Jota	Hancock / Dolan	Zytek Z11SN - Nissan	LM P2	D	64	<b>2:03'02.277</b>	1'26.036	19.343	53	<b>1'51.631</b>	186.8
7	11	Race Performance	Hirschi / Meichtry / Frey	Oreca 03 - Judd	LM P2	D	63	<b>2:01'55.198</b>	1 Laps	1 Laps	41	<b>1'51.948</b>	186.2
8	24	OAK Racing	Kraihamer / Moreau / Nicolet	Morgan - Judd	LM P2	D	63	<b>2:02'09.380</b>	1 Laps	14.182	52	<b>1'49.959</b>	189.6
9	18	Murphy Prototypes	Moro / Firth / Hughes	Oreca 03 - Nissan	LM P2	D	63	<b>2:02'38.468</b>	1 Laps	29.088	18	<b>1'50.738</b>	188.3
10	44	Extreme Limite Aric	Thirion / Rosier	Norma M200P - Judd	LM P2	D	60	<b>2:02'22.870</b>	4 Laps	3 Laps	4	<b>1'53.440</b>	183.8
11	45	Boutsen Ginion Racing	Buemi / Brière / Clarke	Oreca 03 - Nissan	LM P2	D	27	<b>56'12.210</b>	37 Laps	33 Laps	21	<b>1'50.877</b>	188.0
							Fastest Lap by Melo Jaime: 1'59.677 (Lap 10, 174,2 Kph)						
<b>LM GTE Pro</b>													
1	83	JMB Racing	Melo / Frezza	Ferrari 458 Italia	LM GTE Pro	M	60	<b>2:02'19.052</b>		10	<b>1'59.677</b>	174.2	
2	66	JMW Motorsport	Walker / Cocker	Ferrari 458 Italia	LM GTE Pro	D	60	<b>2:03'02.441</b>	43.389	43.389	6	<b>2'00.248</b>	173.4
3	61	Kessel Racing	Peter / Broniszewski	Ferrari 458 Italia	LM GTE Pro	D	59	<b>2:02'29.628</b>	1 Laps	1 Laps	53	<b>2'00.088</b>	173.6
							Fastest Lap by Goossens Marc: 1'59.749 (Lap 7, 174,1 Kph)						
<b>LM GTE Am</b>													
1	67	Imsa Performance Matmut	Armindo / Narac / Pons	Porsche 911 RSR (997)	LM GTE Am	M	60	<b>2:02'32.718</b>		5	<b>1'59.868</b>	173.9	
2	75	Prospeed Competition	Goossens / Soulet	Porsche 911 RSR (997)	LM GTE Am	M	60	<b>2:03'10.617</b>	37.899	37.899	7	<b>1'59.749</b>	174.1
3	60	AF Corse	Cioci / Griffin / Perazzini	Ferrari 458 Italia	LM GTE Am	M	59	<b>2:02'53.016</b>	1 Laps	1 Laps	6	<b>2'00.919</b>	172.4
4	99	JMB Racing	Ferte / Illiano	Ferrari 458 Italia	LM GTE Am	M	58	<b>2:02'11.875</b>	2 Laps	1 Laps	20	<b>2'00.540</b>	173.0
5	69	Gulf Racing	Goethe / Hall	Aston Martin Vantage	LM GTE Am	D	58	<b>2:02'13.276</b>	2 Laps	1.401	6	<b>2'00.648</b>	172.8
							Fastest Lap by Keen Phil: 1'54.675 (Lap 22, 181,8 Kph)						
<b>LM PC</b>													
1	42	Curtis Racing Technologies	Kapadia / Keen / Hartshorne	Formula Le Mans - Oreca - 09	LM PC	M	60	<b>2:01'55.123</b>		22	<b>1'54.675</b>	181.8	
2	40	Boutsen Ginion Racing	Merlin / Vignali / Dagoneau	Formula Le Mans - Oreca - 09	LM PC	M	58	<b>2:01'16.264</b>	2 Laps	2 Laps	17	<b>1'57.536</b>	177.4

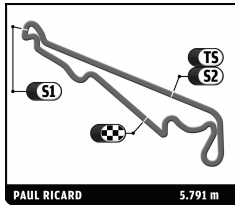
Published at: .....

Track Temp: 19,44 °C

Air Temp: 16,56 °C

Race Director:

Timekeeper:



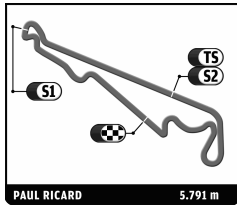
# ELMS

## 6 HEURES DU CASTELLET

### Race

### Sector Analysis

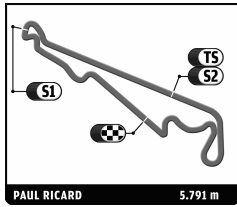
											Personal Best	Session Best	B Crossing the finish line in pit lane											
Lap	D	Time	Sector 1	Sector 2	Sector 3	T. Spd	Elapsed	Lap	D	Time	Sector 1	Sector 2	Sector 3	T. Spd	Elapsed									
<b>1</b>	<b>Greaves Motorsport</b>					Zytek Z11SN - Nissan																		
	1. Lucas Ordoñez		3. Alex Brundle			LM P2																		
	2. Tom Kimber-Smith																							
1	2	1:54.956	36.958	29.586	48.412	271.4	1:54.956	56	2	1:54.118	34.366	29.094	50.658	272.7	1:46:41.126									
2	2	1:51.035	33.784	29.213	48.038	274.1	3:45.991	57	2	1:53.008	34.344	29.108	49.556	276.2	1:48:34.134									
3	2	1:50.652	33.421	29.203	48.028	272.7	5:36.643	58	2	1:52.719	34.476	28.987	49.256	278.4	1:50:26.853									
4	2	1:52.205	33.518	29.101	49.586	275.5	7:28.848	59	2	1:53.165	34.187	29.679	49.299	275.5	1:52:20.018									
5	2	1:50.759	33.551	29.099	48.109	273.4	9:19.607	60	2	1:51.156	33.709	29.100	48.347	276.2	1:54:11.174									
6	2	1:50.729	33.512	29.179	48.038	274.1	11:10.336	61	2	1:51.100	33.553	29.219	48.328	274.1	1:56:02.274									
7	2	1:50.844	33.628	29.134	48.082	273.4	13:01.180	62	2	1:51.883	33.451	29.804	48.628	273.4	1:57:54.157									
8	2	1:51.021	33.453	29.203	48.365	275.5	14:52.201	63	2	1:51.382	33.359	29.589	48.434	274.8	1:59:45.539									
9	2	1:51.327	33.796	29.220	48.311	274.1	16:43.528	64	2	1:50.702	33.299	29.211	48.192	274.1	2:01:36.241									
10	2	1:51.244	33.578	29.275	48.391	274.8	18:34.772	65	2	1:51.020	33.317	29.179	48.524	274.8	2:03:27.261									
11	2	1:52.058	33.529	29.122	49.407	275.5	20:26.830	66	2	1:50.500	33.273	29.102	48.125	274.8	2:05:17.761									
12	2	1:53.465	34.622	30.032	48.811	274.8	22:20.295	67	2	1:50.920	33.740	<b>28.888</b>	48.292	278.4	2:07:08.681									
13	2	1:52.308	33.809	29.008	49.491	276.2	24:12.603	68	2	1:51.298	33.529	28.960	48.809	276.9	2:08:59.979									
14	2	1:51.421	33.799	29.131	48.491	276.9	26:04.024	69	2	1:50.953	33.524	29.143	48.286	274.8	2:10:50.932									
15	2	1:51.330	33.668	29.168	48.494	274.1	27:55.354	70	2	1:50.496	33.484	28.993	48.019	276.9	2:12:41.428									
16	2	1:51.484	33.829	29.176	48.479	274.8	29:46.838	71	2	1:51.865	33.364	29.169	49.332	276.9	2:14:33.293									
17	2	1:52.340	34.555	29.232	48.553	274.1	31:39.178	72	2	1:52.702	33.776	29.020	49.906	277.6	2:16:25.995									
18	2	1:51.312	33.797	29.103	48.412	274.1	33:30.490	73	2	1:52.528	34.312	29.182	49.034	276.2	2:18:18.523									
19	2	1:51.052	33.556	29.113	48.383	274.8	35:21.542	74	2	1:51.477	33.513	29.038	48.926	276.2	2:20:10.000									
20	2	1:51.234	33.681	29.064	48.489	276.2	37:12.776	75	2	1:52.275	34.435	29.201	48.639	274.8	2:22:02.275									
21	2	1:53.198	33.836	30.740	48.622	273.4	39:05.974	76	2	1:52.099	34.101	29.292	48.706	274.1	2:23:54.374									
22	2	1:51.121	33.704	29.160	48.257	274.8	40:57.095	77	2	1:51.756	33.865	29.143	48.748	274.1	2:25:46.130									
23	2	1:51.227	33.599	29.038	48.590	276.2	42:48.322	78	2	1:51.664	33.875	29.007	48.782	275.5	2:27:37.794									
24	2	1:53.860	34.929	29.328	49.603	276.9	44:42.182	79	2	1:59.637 <b>B</b>	33.722	29.229	56.686	275.5	2:29:37.431									
25	2	1:52.320	33.968	29.090	49.262	276.9	46:34.502	80	1	3:16.801	1:58.828	29.138	48.835	274.1	2:32:54.232									
26	2	2:00.925 <b>B</b>	33.740	29.116	58.069	276.9	48:35.427	81	1	1:52.294	33.347	29.244	49.703	275.5	2:34:46.526									
27	2	3:14.569	1:56.987	29.057	48.525	276.9	51:49.996	82	1	1:50.799	33.610	29.183	48.006	273.4	2:36:37.325									
28	2	1:51.338	33.357	29.179	48.802	276.2	53:41.334	83	1	1:50.566	33.524	29.034	48.008	274.8	2:38:27.891									
29	2	1:50.329	33.350	29.216	47.763	273.4	55:31.663	84	1	1:50.480	33.300	29.054	48.126	275.5	2:40:18.371									
30	2	1:50.764	33.315	29.122	48.327	275.5	57:22.427	85	1	1:50.424	33.327	28.953	48.144	274.8	2:42:08.795									
31	2	1:50.826	33.374	29.202	48.250	274.8	59:13.253	86	1	1:50.823	<b>33.126</b>	29.122	48.575	274.8	2:43:59.618									
32	2	1:50.646	33.520	29.119	48.007	274.8	1:01:03.899	87	1	1:50.523	33.240	29.005	48.278	274.1	2:45:50.141									
33	2	1:51.356	33.687	29.122	48.547	277.6	1:02:55.255	88	1	1:50.527	33.271	28.952	48.304	275.5	2:47:40.668									
34	2	1:50.730	33.490	29.184	48.056	273.4	1:04:45.985	89	1	1:50.675	33.480	28.922	48.273	276.2	2:49:31.343									
35	2	1:51.663	33.444	29.037	49.182	277.6	1:06:37.648	90	1	1:52.749	33.515	29.093	50.141	279.1	2:51:24.092									
36	2	1:53.320	33.842	29.630	49.848	273.4	1:08:30.968	91	1	1:52.904	34.361	29.788	48.755	274.8	2:53:16.996									
37	2	1:50.805	33.516	29.232	48.057	274.1	1:10:21.773	92	1	1:51.027	33.563	29.004	48.460	276.2	2:55:08.023									
38	2	1:50.720	33.472	29.175	48.073	275.5	1:12:12.493	93	1	1:52.902	33.785	29.923	49.194	278.4	2:57:00.925									
39	2	1:51.080	33.338	29.001	48.741	276.9	1:14:03.573	94	1	1:50.896	33.552	29.097	48.247	275.5	2:58:51.821									
40	2	1:52.769	34.860	29.260	48.649	275.5	1:15:56.342	95	1	1:52.453	34.199	29.384	48.870	274.1	3:00:44.274									
41	2	1:52.301	34.155	29.702	48.444	274.1	1:17:48.643	96	1	<b>1:50.298</b>	33.225	29.043	48.030	273.4	3:02:34.572									
42	2	1:52.196	34.043	29.813	48.340	274.1	1:19:40.839	97	1	1:50.646	33.364	28.992	48.290	274.8	3:04:25.218									
43	2	1:51.305	33.720	29.267	48.318	274.1	1:21:32.144	98	1	1:52.018	33.422	29.320	49.276	275.5	3:06:17.236									
44	2	1:50.989	33.604	29.128	48.257	274.1	1:23:23.133	99	1	1:50.455	33.240	29.001	48.214	274.1	3:08:07.691									
45	2	1:51.011	33.470	29.272	48.269	272.7	1:25:14.144	100	1	1:50.740	33.425	29.024	48.291	275.5	3:09:58.431									
46	2	1:50.834	33.583	29.208	48.043	273.4	1:27:04.978	101	1	1:50.808	33.159	29.054	48.595	275.5	3:11:49.239									
47	2	1:51.039	33.524	29.183	48.332	275.5	1:28:56.017	102	1	1:52.228	34.395	29.356	48.477	274.1	3:13:41.467									
48	2	1:53.075	33.630	29.079	50.366	277.6	1:30:49.092	103	1	1:50.863	33.458	29.006	48.399	275.5	3:15:32.330									
49	2	1:51.550	33.608	29.124	48.818	276.2	1:32:40.642	104	1	1:51.824	33.641	29.353	48.830	274.8	3:17:24.154									
50	2	1:51.217	33.523	29.193	48.501	274.1	1:34:31.859	105	1	1:51.013	33.490	29.014	48.509	274.8	3:19:15.167									
51	2	1:50.951	33.379	29.235	48.337	273.4	1:36:22.810	106	1	1:59.811 <b>B</b>	33.546	29.069	57.196	274.1	3:21:14.978									
52	2	2:00.095 <b>B</b>	33.425	28.931	57.739	275.5	1:38:22.905	107	1	2:45.155	1:26.337	29.247	49.571	273.4	3:24:00.133									
53	2	2:40.324	1:22.190	29.456	48.678	273.4	1:41:03.229	108	1	1:51.406	33.695	29.214	48.497	274.8	3:25:51.539									
54	2	1:52.084	33.951	29.293	48.840	274.8	1:42:55.313	109	1	1:52.652	33.826	29.155	49.671	274.8	3:27:44.191									
55	2	1:51.695	33.805	29.199	48.691	274.8	1:44:47.008	110	1	1:51.614	33.666	29.001	48.947	275.5	3:29:35.805									
								111	1	1:53.276	34.185	30.339	48.752	272.0	3:31:29.081									
								112	1	1:52.340	34.228	29.156	48.956	274.1	3:33:21.421									
								113	1	1:51.853	33.649	29.155	49.049	273.4	3:35:13.274									



**ELMS**  
**6 HEURES DU CASTELLET**  
Race

Sector Analysis

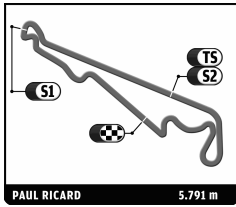
							Personal Best		Session Best		B Crossing the finish line in pit lane				
Lap	D	Time	Sector 1	Sector 2	Sector 3	T. Spd	Elapsed	Lap	D	Time	Sector 1	Sector 2	Sector 3	T. Spd	Elapsed
114	1	1:52.335	33.843	29.056	49.436	276.2	3:37:05.609	172	3	1:50.568	33.361	29.070	48.137	274.1	5:31:57.382
115	1	1:51.398	33.800	29.109	48.489	274.1	3:38:57.007	173	3	1:51.807	33.449	29.138	49.220	275.5	5:33:49.189
116	1	1:51.389	33.482	29.092	48.815	274.1	3:40:48.396	174	3	1:50.823	33.416	29.209	48.198	275.5	5:35:40.012
117	1	1:51.480	33.738	29.150	48.592	274.8	3:42:39.876	175	3	1:51.211	34.314	29.123	47.774	274.1	5:37:31.223
118	1	1:51.172	33.570	29.128	48.474	274.8	3:44:31.048	176	3	1:50.836	33.664	29.121	48.051	275.5	5:39:22.059
119	1	1:52.339	33.471	29.469	49.399	276.2	3:46:23.387	177	3	1:52.553	33.663	29.140	49.750	276.2	5:41:14.612
120	1	1:51.273	33.614	29.116	48.543	275.5	3:48:14.660	178	3	1:51.674	34.185	29.062	48.427	277.6	5:43:06.286
121	1	1:51.669	33.416	29.085	49.168	276.2	3:50:06.329	179	3	1:51.457	33.407	28.996	49.054	275.5	5:44:57.743
122	1	1:51.436	33.663	29.097	48.676	274.8	3:51:57.765	180	3	1:50.999	33.661	29.211	48.127	274.1	5:46:48.742
123	1	1:51.682	33.896	29.274	48.512	275.5	3:53:49.447	181	3	1:51.551	33.445	29.012	49.094	276.2	5:48:40.293
124	1	1:51.698	33.579	29.112	49.007	275.5	3:55:41.145	182	3	1:50.945	33.492	29.003	48.450	275.5	5:50:31.238
125	1	1:54.130	33.609	29.157	51.364	275.5	3:57:35.275	183	3	1:51.096	33.367	28.954	48.775	276.9	5:52:22.334
126	1	1:52.409	34.215	29.266	48.928	274.8	3:59:27.684	184	3	1:50.506	33.268	29.150	48.088	274.8	5:54:12.840
127	1	1:52.849	34.520	29.277	49.052	274.8	4:01:20.533	185	3	1:50.433	33.290	29.003	48.140	274.8	5:56:03.273
128	1	1:53.375	34.013	29.244	50.118	274.8	4:03:13.908	186	3	1:50.518	33.291	29.124	48.103	274.8	5:57:53.791
129	1	1:52.439	33.901	29.259	49.279	274.8	4:05:06.347	187	3	1:51.387	33.363	29.071	48.953	274.1	5:59:45.178
130	1	1:52.284	33.912	29.345	49.027	274.1	4:06:58.631	188	3	1:52.927	33.324	28.967	50.636	276.9	6:01:38.105
131	1	1:52.298	33.804	29.210	49.284	273.4	4:08:50.929	<div style="border: 1px solid black; padding: 5px;"> <b>10</b> <b>Pecom Racing</b>                      1. Luis Perez Companc                      2. Gianmaria Bruni                      3. Pierre Kaffer                      Oreca 03 - Nissan LM P2                 </div>							
132	1	1:52.612	34.356	29.251	49.005	274.8	4:10:43.541								
133	1	2:02.424 <b>B</b>	33.784	29.188	59.452	275.5	4:12:45.965	1	3	1:58.384	38.964	29.686	49.734	272.7	1:58.384
134	3	3:19.417	2:02.264	28.913	48.240	274.8	4:16:05.382	2	3	1:51.747	34.189	29.138	48.420	274.1	3:50.131
135	3	2:03.896 <b>B</b>	35.997	29.458	58.441	272.0	4:18:09.278	3	3	1:51.148	33.566	29.201	48.381	273.4	5:41.279
136	3	2:52.183	1:34.145	29.173	48.865	274.1	4:21:01.461	4	3	1:51.478	33.705	29.112	48.661	274.1	7:32.757
137	3	1:52.577	33.889	29.977	48.711	274.1	4:22:54.038	5	3	1:51.817	34.151	29.089	48.577	274.1	9:24.574
138	3	1:51.177	33.715	29.123	48.339	274.1	4:24:45.215	6	3	1:51.212	33.495	29.299	48.418	274.1	11:15.786
139	3	1:52.119	34.241	29.632	48.246	273.4	4:26:37.334	7	3	1:51.380	33.557	29.239	48.584	274.8	13:07.166
140	3	1:50.809	33.656	29.164	47.989	273.4	4:28:28.143	8	3	1:51.512	33.599	29.266	48.647	273.4	14:58.678
141	3	1:52.200	33.564	28.985	49.651	276.2	4:30:20.343	9	3	1:51.646	33.575	29.222	48.849	274.8	16:50.324
142	3	1:51.887	33.889	29.101	48.897	274.8	4:32:12.230	10	3	1:51.505	33.586	29.364	48.555	274.8	18:41.829
143	3	1:52.051	34.607	29.125	48.319	273.4	4:34:04.281	11	3	1:52.021	33.640	29.236	49.145	275.5	20:33.850
144	3	1:50.838	33.607	29.066	48.165	272.7	4:35:55.119	12	3	1:52.650	33.733	29.891	49.026	275.5	22:26.500
145	3	1:50.701	33.488	29.174	48.039	273.4	4:37:45.820	13	3	1:51.873	33.794	29.233	48.846	276.9	24:18.373
146	3	1:53.647	35.093	29.176	49.378	273.4	4:39:39.467	14	3	1:52.675	33.949	29.222	49.504	276.9	26:11.048
147	3	1:50.560	33.573	29.258	<b>47.729</b>	272.7	4:41:30.027	15	3	1:54.876	34.469	30.741	49.666	272.0	28:05.924
148	3	1:50.985	33.392	29.053	48.540	272.7	4:43:21.012	16	3	1:51.986	33.761	29.486	48.739	274.1	29:57.910
149	3	1:51.062	33.762	29.217	48.083	274.1	4:45:12.074	17	3	1:51.279	33.602	29.195	48.482	272.7	31:49.189
150	3	4:05.793 <b>B</b>	33.703	29.058	3:03.032	276.9	4:49:17.867	18	3	1:51.837	33.563	29.256	49.018	272.7	33:41.026
151	3	2:06.776	49.401	29.130	48.245	273.4	4:51:24.643	19	3	1:52.120	33.637	29.613	48.870	273.4	35:33.146
152	3	1:50.700	33.451	29.160	48.089	272.7	4:53:15.343	20	3	1:51.953	33.840	29.320	48.793	273.4	37:25.099
153	3	1:53.532	34.438	30.010	49.084	273.4	4:55:08.875	21	3	1:51.441	33.540	29.346	48.555	273.4	39:16.540
154	3	1:52.743	33.834	29.065	49.844	275.5	4:57:01.618	22	3	1:53.275	34.442	29.349	49.484	273.4	41:09.815
155	3	1:52.205	33.901	29.164	49.140	274.1	4:58:53.823	23	3	2:00.122 <b>B</b>	33.681	29.281	57.160	273.4	43:09.937
156	3	1:51.421	33.431	29.012	48.978	276.9	5:00:45.244	24	3	3:17.791	1:59.184	29.416	49.191	274.8	46:27.728
157	3	1:51.984	34.148	29.024	48.812	274.8	5:02:37.228	25	3	1:52.034	34.252	29.371	48.411	272.0	48:19.762
158	3	1:50.789	33.606	29.149	48.034	273.4	5:04:28.017	26	3	1:51.671	33.635	29.308	48.728	272.7	50:11.433
159	3	1:50.624	33.475	29.060	48.089	274.1	5:06:18.641	27	3	1:50.480	33.488	29.201	47.791	271.4	52:01.913
160	3	1:51.060	33.851	29.153	48.056	273.4	5:08:09.701	28	3	1:50.473	33.195	29.246	48.032	272.0	53:52.386
161	3	1:50.985	33.666	29.146	48.173	273.4	5:10:00.686	29	3	1:50.832	33.156	29.653	48.023	272.7	55:43.218
162	3	1:59.178 <b>B</b>	33.590	29.056	56.532	274.8	5:11:59.864	30	3	1:50.240	33.247	29.181	47.812	273.4	57:33.458
163	3	3:19.463	2:00.869	29.106	49.488	274.1	5:15:19.327	31	3	1:51.260	33.274	29.155	48.831	274.1	59:24.718
164	3	1:50.775	33.505	29.037	48.233	274.1	5:17:10.102	32	3	1:51.505	33.512	29.058	48.935	276.2	1:01:16.223
165	3	1:51.727	33.493	28.968	49.266	277.6	5:19:01.829	33	3	1:51.675	33.873	29.170	48.632	275.5	1:03:07.898
166	3	1:50.462	33.553	29.144	47.765	274.1	5:20:52.291	34	3	1:51.624	33.924	28.988	48.712	278.4	1:04:59.522
167	3	1:50.851	33.593	29.012	48.246	274.8	5:22:43.142	35	3	1:54.658	35.228	29.974	49.456	272.0	1:06:54.180
168	3	1:50.768	33.310	29.136	48.322	274.8	5:24:33.910	36	3	1:51.794	33.716	29.206	48.872	275.5	1:08:45.974
169	3	1:50.684	33.432	29.056	48.196	274.1	5:26:24.594	37	3	1:52.237	33.789	29.228	49.220	276.2	1:10:38.211
170	3	1:51.005	33.511	29.056	48.438	274.8	5:28:15.599								
171	3	1:51.215	33.600	29.511	48.104	274.1	5:30:06.814								



**ELMS**  
**6 HEURES DU CASTELLET**  
Race

Sector Analysis

							■ Personal Best		■ Session Best		■ Crossing the finish line in pit lane								
Lap	D	Time	Sector 1	Sector 2	Sector 3	T. Spd	Elapsed	Lap	D	Time	Sector 1	Sector 2	Sector 3	T. Spd	Elapsed				
38	3	1:54.551	34.441	29.480	50.630	274.8	1:12:32.762	96	1	1:52.187	33.816	29.336	49.035	274.1	3:12:47.370				
39	3	1:52.236	33.768	29.467	49.001	274.8	1:14:24.998	97	1	1:52.285	33.805	29.426	49.054	273.4	3:14:39.655				
40	3	1:51.195	33.641	28.955	48.599	278.4	1:16:16.193	98	1	1:52.027	33.772	29.307	48.948	273.4	3:16:31.682				
41	3	1:53.913	34.068	29.419	50.426	279.1	1:18:10.106	99	1	1:51.754	33.714	29.445	48.595	272.0	3:18:23.436				
42	3	1:52.469	34.591	29.476	48.402	273.4	1:20:02.575	100	1	1:52.025	33.761	29.628	48.636	272.7	3:20:15.461				
43	3	1:52.386	33.648	29.086	49.652	276.2	1:21:54.961	101	1	1:52.091	33.854	29.469	48.768	273.4	3:22:07.552				
44	3	1:50.903	33.712	29.128	48.063	274.1	1:23:45.864	102	1	1:53.682	34.510	29.293	49.879	274.1	3:24:01.234				
45	3	1:50.597	33.507	28.962	48.128	275.5	1:25:36.461	103	1	1:53.368	34.475	29.217	49.676	276.9	3:25:54.602				
46	3	1:51.456	33.370	<b>28.943</b>	49.143	280.5	1:27:27.917	104	1	1:51.993	34.102	29.406	48.485	273.4	3:27:46.595				
47	3	1:50.644	33.324	29.168	48.152	275.5	1:29:18.561	105	1	1:52.288	33.992	29.332	48.964	274.1	3:29:38.883				
48	3	1:58.859 <b>B</b>	33.390	29.044	56.425	274.1	1:31:17.420	106	1	1:54.029	33.724	30.317	49.988	275.5	3:31:32.912				
49	3	3:01.842	1:43.283	29.345	49.214	273.4	1:34:19.262	107	1	1:52.087	33.819	29.373	48.895	274.8	3:33:24.999				
50	3	1:52.121	34.479	29.169	48.473	275.5	1:36:11.383	108	1	2:03.303 <b>B</b>	33.937	29.339	1:00.027	274.8	3:35:28.302				
51	3	1:52.122	34.162	29.204	48.756	274.1	1:38:03.505	109	1	3:21.055	2:01.990	29.753	49.312	272.7	3:38:49.357				
52	3	1:52.001	33.739	29.179	49.083	275.5	1:39:55.506	110	1	1:51.585	33.764	29.472	48.349	271.4	3:40:40.942				
53	3	1:50.979	33.590	29.179	48.210	272.7	1:41:46.485	111	1	1:51.925	33.780	29.380	48.765	273.4	3:42:32.867				
54	3	1:51.084	33.533	29.162	48.389	273.4	1:43:37.569	112	1	1:51.768	33.823	29.336	48.609	273.4	3:44:24.635				
55	3	1:52.783	34.091	29.423	49.269	275.5	1:45:30.352	113	1	1:51.556	33.603	29.474	48.479	273.4	3:46:16.191				
56	3	1:51.174	33.479	29.234	48.461	274.1	1:47:21.526	114	1	1:51.830	33.847	29.294	48.689	272.7	3:48:08.021				
57	3	1:52.984	35.328	29.278	48.378	274.1	1:49:14.510	115	1	1:52.634	33.678	29.406	49.550	272.7	3:50:00.655				
58	3	1:51.071	33.399	29.273	48.399	273.4	1:51:05.581	116	1	1:53.023	34.118	29.894	49.011	271.4	3:51:53.678				
59	3	1:51.484	33.829	29.233	48.422	273.4	1:52:57.065	117	1	1:51.575	33.751	29.360	48.464	272.0	3:53:45.253				
60	3	1:51.268	33.624	29.203	48.441	272.7	1:54:48.333	118	1	1:51.464	33.813	29.322	48.329	273.4	3:55:36.717				
61	3	1:51.229	33.297	29.191	48.741	274.8	1:56:39.562	119	1	1:52.643	34.590	29.342	48.711	274.8	3:57:29.360				
62	3	1:51.314	33.570	29.211	48.533	274.1	1:58:30.876	120	1	1:53.336	33.820	29.299	50.217	274.1	3:59:22.696				
63	3	1:54.591	35.021	29.235	50.335	275.5	2:00:25.467	121	1	1:52.891	33.800	29.331	49.760	274.1	4:01:15.587				
64	3	1:53.011	33.666	30.000	49.345	272.7	2:02:18.478	122	1	1:54.320	33.726	29.369	51.225	274.8	4:03:09.907				
65	3	1:53.319	33.740	30.648	48.931	274.1	2:04:11.797	123	1	1:52.994	34.157	29.503	49.334	272.7	4:05:02.901				
66	3	1:51.342	33.452	29.151	48.739	274.1	2:06:03.139	124	1	1:51.780	33.763	29.228	48.789	274.1	4:06:54.681				
67	3	1:53.149	34.642	29.312	49.195	274.1	2:07:56.288	125	1	1:52.310	33.799	29.266	49.245	274.1	4:08:46.991				
68	3	1:51.306	33.679	29.203	48.424	274.1	2:09:47.594	126	1	1:51.834	33.705	29.255	48.874	273.4	4:10:38.825				
69	3	1:50.929	33.526	29.123	48.280	274.1	2:11:38.523	127	1	1:53.310	34.123	30.133	49.054	272.0	4:12:32.135				
70	3	1:50.964	33.569	29.172	48.223	274.1	2:13:29.487	128	1	1:57.520	35.211	29.372	52.937	272.7	4:14:29.655				
71	3	1:50.861	33.238	29.103	48.520	276.2	2:15:20.348	129	1	1:58.134	35.199	29.483	53.452	273.4	4:16:27.789				
72	3	1:59.819 <b>B</b>	33.909	29.162	56.748	274.1	2:17:20.167	130	1	2:02.173 <b>B</b>	34.332	29.294	58.547	274.8	4:18:29.962				
73	1	3:18.777	1:58.828	29.905	50.044	274.1	2:20:38.944	131	2	3:22.577	2:02.117	29.795	50.665	272.7	4:21:52.539				
74	1	1:52.869	34.061	29.392	49.416	274.1	2:22:31.813	132	2	1:52.117	33.905	29.245	48.967	273.4	4:23:44.656				
75	1	1:52.893	34.165	29.334	49.394	273.4	2:24:24.706	133	2	1:51.166	33.535	29.243	48.388	272.7	4:25:35.822				
76	1	1:52.788	34.247	29.397	49.144	272.7	2:26:17.494	134	2	1:50.839	33.510	29.247	48.082	272.0	4:27:26.661				
77	1	1:52.378	33.820	29.131	49.427	275.5	2:28:09.872	135	2	1:50.834	33.576	29.214	48.044	272.7	4:29:17.495				
78	1	1:51.875	33.674	29.402	48.799	272.0	2:30:01.747	136	2	1:50.075	33.023	29.201	47.851	272.7	4:31:07.570				
79	1	1:52.403	34.145	29.389	48.869	272.7	2:31:54.150	137	2	1:50.791	33.404	29.284	48.103	272.7	4:32:58.361				
80	1	1:52.325	33.946	29.417	48.962	272.0	2:33:46.475	138	2	1:50.649	33.201	29.175	48.273	273.4	4:34:49.010				
81	1	1:52.335	34.032	29.490	48.813	272.0	2:35:38.810	139	2	1:53.696	34.795	29.390	49.511	274.1	4:36:42.706				
82	1	1:59.146	34.048	29.424	55.674	273.4	2:37:37.956	140	2	1:50.588	33.263	29.173	48.152	272.7	4:38:33.294				
83	1	2:14.962 <b>B</b>	38.814	31.748	1:04.400	264.1	2:39:52.918	141	2	1:52.012	33.382	30.293	48.337	271.4	4:40:25.306				
84	1	9:40.482	8:20.276	30.056	50.150	271.4	2:49:33.400	142	2	1:50.680	33.361	29.271	48.048	272.0	4:42:15.986				
85	1	1:52.844	34.184	29.495	49.165	274.1	2:51:26.244	143	2	1:51.000	33.311	29.323	48.366	272.7	4:44:06.986				
86	1	1:54.853	34.374	29.358	51.121	275.5	2:53:21.097	144	2	1:51.157	33.665	29.326	48.166	273.4	4:45:58.143				
87	1	1:52.653	34.175	29.357	49.121	274.1	2:55:13.750	145	2	1:54.263	34.014	29.311	50.938	274.1	4:47:52.406				
88	1	2:14.718 <b>B</b>	33.967	29.425	1:11.326	272.7	2:57:28.468	146	2	1:51.056	33.450	29.348	48.258	272.7	4:49:43.462				
89	1	2:09.329	51.016	29.592	48.721	272.7	2:59:37.797	147	2	1:50.786	33.404	29.260	48.122	272.0	4:51:34.248				
90	1	1:51.956	33.821	29.407	48.728	272.0	3:01:29.753	148	2	1:50.614	33.276	29.273	48.065	273.4	4:53:24.862				
91	1	1:52.361	34.043	29.297	49.021	273.4	3:03:22.114	149	2	1:51.001	33.164	29.312	48.525	274.1	4:55:15.863				
92	1	1:52.519	34.152	29.365	49.002	272.7	3:05:14.633	150	2	1:52.089	34.344	29.392	48.353	273.4	4:57:07.952				
93	1	1:52.982	34.534	29.421	49.027	273.4	3:07:07.615	151	2	1:51.805	33.927	29.572	48.306	272.0	4:58:59.757				
94	1	1:52.107	33.815	29.350	48.942	273.4	3:08:59.722	152	2	1:51.315	33.657	29.298	48.360	274.1	5:00:51.072				
95	1	1:55.461	34.498	29.652	51.311	276.9	3:10:55.183	153	2	1:52.753	33.958	29.149	49.646	274.8	5:02:43.825				



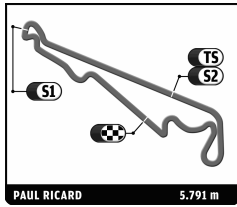
**ELMS**  
**6 HEURES DU CASTELLET**  
Race

Sector Analysis

							Personal Best		Session Best		B Crossing the finish line in pit lane								
Lap	D	Time	Sector 1	Sector 2	Sector 3	T. Spd	Elapsed	Lap	D	Time	Sector 1	Sector 2	Sector 3	T. Spd	Elapsed				
154	2	2:00.949B	33.813	29.253	57.883	272.7	5:04:44.774	25	1	3:17.785B	34.019	29.491	2:14.275	276.2	48:31.968				
155	2	3:22.297	2:04.617	29.391	48.289	272.7	5:08:07.071	26	2	2:10.716	52.012	29.299	49.405	274.8	50:42.684				
156	2	1:51.163	33.581	29.235	48.347	272.0	5:09:58.234	27	2	2:06.283	33.935	29.069	1:03.279	276.2	52:48.967				
157	2	1:50.202	33.507	29.240	47.455	272.0	5:11:48.436	28	2	1:52.367	34.041	29.222	49.104	275.5	54:41.334				
158	2	1:50.004	33.021	29.268	47.715	273.4	5:13:38.440	29	2	1:54.189	34.420	29.632	50.137	277.6	56:35.523				
159	2	1:51.091	33.844	29.340	47.907	272.7	5:15:29.531	30	2	1:52.739	34.246	29.380	49.113	274.8	58:28.262				
160	2	1:50.408	33.101	29.253	48.054	273.4	5:17:19.939	31	2	1:52.912	34.372	29.297	49.243	274.8	1:00:21.174				
161	2	1:50.969	33.132	29.307	48.530	272.7	5:19:10.908	32	2	1:52.126	33.879	29.122	49.125	278.4	1:02:13.300				
162	2	1:51.887	33.328	29.285	49.274	274.8	5:21:02.795	33	2	1:53.602	34.168	29.489	49.945	274.1	1:04:06.902				
163	2	1:50.730	33.247	29.406	48.077	272.7	5:22:53.525	34	2	1:53.284	34.309	29.547	49.428	273.4	1:06:00.186				
164	2	1:50.930	33.186	29.375	48.369	271.4	5:24:44.455	35	2	1:52.341	33.969	29.324	49.048	274.8	1:07:52.527				
165	2	1:50.610	33.207	29.356	48.047	272.7	5:26:35.065	36	2	1:52.864	34.003	29.153	49.708	275.5	1:09:45.391				
166	2	1:50.667	33.228	29.368	48.071	272.0	5:28:25.732	37	2	1:52.628	34.022	29.235	49.371	274.8	1:11:38.019				
167	2	1:51.216	33.226	29.392	48.598	272.7	5:30:16.948	38	2	1:52.489	34.112	29.235	49.142	274.1	1:13:30.508				
168	2	1:50.745	33.382	29.188	48.175	274.1	5:32:07.693	39	2	1:52.955	34.800	29.199	48.956	274.8	1:15:23.463				
169	2	1:51.036	33.492	29.389	48.155	273.4	5:33:58.729	40	2	1:52.038	33.852	29.170	49.016	274.8	1:17:15.501				
170	2	1:52.786	33.549	29.258	49.979	273.4	5:35:51.515	41	2	1:51.948	33.968	29.035	48.945	275.5	1:19:07.449				
171	2	1:51.153	33.479	29.472	48.202	273.4	5:37:42.668	42	2	1:52.446	33.947	29.304	49.195	274.8	1:20:59.895				
172	2	1:51.006	33.601	29.250	48.155	274.8	5:39:33.674	43	2	1:52.161	33.870	29.161	49.130	275.5	1:22:52.056				
173	2	1:50.851	33.297	29.318	48.236	274.1	5:41:24.525	44	2	1:52.409	34.066	29.244	49.099	274.8	1:24:44.465				
174	2	1:53.366	34.598	29.395	49.373	274.1	5:43:17.891	45	2	1:53.475	34.118	29.089	50.268	275.5	1:26:37.940				
175	2	1:51.050	33.489	29.313	48.248	274.1	5:45:08.941	46	2	1:52.374	34.107	29.257	49.010	276.2	1:28:30.314				
176	2	1:52.715	34.116	30.056	48.543	272.7	5:47:01.656	47	2	1:53.480	33.938	29.316	50.226	277.6	1:30:23.794				
177	2	1:53.103	34.419	29.645	49.039	272.0	5:48:54.759	48	2	1:52.975	34.384	29.046	49.545	277.6	1:32:16.769				
178	2	1:52.629	34.032	29.507	49.090	272.7	5:50:47.388	49	2	1:53.784	34.470	29.866	49.448	276.2	1:34:10.553				
179	2	2:01.803B	33.874	29.312	58.617	274.8	5:52:49.191	50	2	1:53.077	34.235	29.623	49.219	274.1	1:36:03.630				
180	2	2:27.386	1:08.305	29.503	49.578	273.4	5:55:16.577	51	2	1:52.692	34.135	29.340	49.217	274.1	1:37:56.322				
181	2	1:52.866	34.142	29.649	49.075	274.1	5:57:09.443	52	2	2:46.277B	34.173	29.289	1:42.815	273.4	1:40:42.599				
182	2	1:54.660	34.198	29.407	51.055	274.1	5:59:04.103	53	2	2:10.349	50.769	29.530	50.050	274.1	1:42:52.948				
183	2	1:53.091	34.351	29.598	49.142	274.1	6:00:57.194	54	2	1:53.830	34.595	29.480	49.755	272.7	1:44:46.778				
1	1	2:00.080	39.100	29.786	51.194	279.8	2:00.080	55	2	1:54.102	34.215	29.482	50.405	274.1	1:46:40.880				
2	1	1:53.410	34.358	29.573	49.479	274.8	3:53.490	56	2	1:53.030	34.239	29.180	49.611	274.8	1:48:33.910				
3	1	1:52.950	34.040	29.457	49.453	272.7	5:46.440	57	2	1:55.406	34.224	29.669	51.513	260.9	1:50:29.316				
4	1	1:52.209	33.803	29.290	49.116	273.4	7:38.649	58	2	1:55.031	34.475	29.081	51.475	278.4	1:52:24.347				
5	1	1:52.375	34.079	29.290	49.006	275.5	9:31.024	59	2	1:55.165	34.537	29.336	51.292	276.2	1:54:19.512				
6	1	1:52.719	33.961	29.443	49.315	276.9	11:23.743	60	2	1:53.720	34.333	29.290	50.097	277.6	1:56:13.232				
7	1	1:52.525	33.995	29.230	49.300	276.9	13:16.268	61	2	1:53.408	34.360	29.355	49.693	275.5	1:58:06.640				
8	1	1:52.237	33.740	29.220	49.277	277.6	15:08.505	62	2	1:54.480	34.302	29.141	51.037	277.6	2:00:01.120				
9	1	1:52.060	33.677	29.270	49.113	276.2	17:00.565	63	2	1:54.078	34.355	29.412	50.311	274.1	2:01:55.198				
10	1	1:52.409	33.669	29.349	49.391	273.4	18:52.974	64	2	1:53.255	34.281	29.314	49.660	274.1	2:03:48.453				
11	1	1:52.126	33.667	29.235	49.224	274.8	20:45.100	65	2	1:53.351	34.278	29.323	49.750	275.5	2:05:41.804				
12	1	1:53.047	33.580	29.207	50.260	279.1	22:38.147	66	2	1:53.985	34.573	29.439	49.973	275.5	2:07:35.789				
13	1	1:52.278	33.703	29.135	49.440	279.1	24:30.425	67	2	1:57.437	37.381	30.343	49.713	274.1	2:09:33.226				
14	1	1:53.447	34.347	29.237	49.863	277.6	26:23.872	68	2	1:53.287	34.303	29.402	49.582	275.5	2:11:26.513				
15	1	1:53.107	34.004	29.401	49.702	276.2	28:16.979	69	2	1:53.147	34.256	29.320	49.571	274.8	2:13:19.660				
16	1	1:53.969	34.310	29.095	50.564	277.6	30:10.948	70	2	1:53.458	34.414	29.328	49.716	276.2	2:15:13.118				
17	1	1:52.277	33.865	29.135	49.277	276.2	32:03.225	71	2	1:54.661	34.386	29.222	51.053	278.4	2:17:07.779				
18	1	1:52.254	33.789	29.247	49.218	276.2	33:55.479	72	2	1:55.393	35.735	29.504	50.154	274.1	2:19:03.172				
19	1	1:52.581	33.686	29.507	49.388	276.9	35:48.060	73	2	1:55.150	35.511	29.450	50.189	274.8	2:20:58.322				
20	1	1:53.195	34.048	29.262	49.885	276.2	37:41.255	74	2	1:54.108	34.543	29.453	50.112	274.8	2:22:52.430				
21	1	1:54.807	34.546	29.340	50.921	278.4	39:36.062	75	2	1:54.206	34.740	29.234	50.232	276.2	2:24:46.636				
22	1	1:52.489	33.945	29.283	49.261	276.2	41:28.551	76	2	1:54.755	34.560	29.289	50.906	275.5	2:26:41.391				
23	1	1:52.854	33.861	29.356	49.637	276.2	43:21.405	77	2	1:55.471	35.258	29.921	50.292	274.1	2:28:36.862				
24	1	1:52.778	33.995	29.305	49.478	276.9	45:14.183	78	2	1:54.431	34.572	29.492	50.367	274.8	2:30:31.293				
								79	2	3:42.646B	35.140	29.769	2:37.737	274.1	2:34:13.939				
								80	3	2:09.728	51.312	29.364	49.052	273.4	2:36:23.667				
								81	3	1:51.577	33.641	29.111	48.825	275.5	2:38:15.244				
								82	3	1:51.727	33.960	29.302	48.465	274.1	2:40:06.971				

<b>11</b>	<b>Race Performance</b>				Oreca 03 - Judd	
	1. Michel Frey	3. Jonathan Hirschi			LM P2	
	2. Ralph Meichtry					



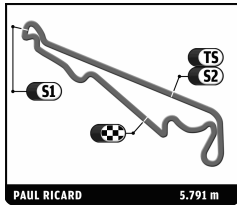


**ELMS**  
**6 HEURES DU CASTELLET**  
Race

Sector Analysis

							Personal Best		Session Best		B Crossing the finish line in pit lane								
Lap	D	Time	Sector 1	Sector 2	Sector 3	T. Spd	Elapsed	Lap	D	Time	Sector 1	Sector 2	Sector 3	T. Spd	Elapsed				
83	3	1:51.403	33.456	29.106	48.841	275.5	2:41:58.374	141	3	1:51.628	33.771	29.147	48.710	274.8	4:33:38.919				
84	3	1:50.876	33.531	29.134	48.211	275.5	2:43:49.250	142	3	1:52.147	33.770	<b>28.964</b>	49.413	277.6	4:35:31.066				
85	3	1:51.635	33.564	29.094	48.977	275.5	2:45:40.885	143	3	1:51.282	33.741	29.013	48.528	276.9	4:37:22.348				
86	3	1:51.516	34.005	29.154	48.357	275.5	2:47:32.401	144	3	3:11.155 <b>B</b>	34.524	29.207	2:07.424	274.8	4:40:33.503				
87	3	1:51.014	33.291	29.257	48.466	275.5	2:49:23.415	145	1	2:10.798	50.882	30.257	49.659	273.4	4:42:44.301				
88	3	1:52.373	34.557	29.089	48.727	279.1	2:51:15.788	146	1	1:52.938	33.977	29.388	49.573	273.4	4:44:37.239				
89	3	1:51.705	33.849	29.287	48.569	275.5	2:53:07.493	147	1	1:52.734	33.837	29.540	49.357	274.1	4:46:29.973				
90	3	1:53.899	34.145	29.986	49.768	276.9	2:55:01.392	148	1	1:52.218	33.681	29.404	49.133	274.8	4:48:22.191				
91	3	1:51.208	33.717	29.164	48.327	274.8	2:56:52.600	149	1	1:52.446	33.804	29.284	49.358	278.4	4:50:14.637				
92	3	1:50.968	33.514	29.170	48.284	276.9	2:58:43.568	150	1	1:52.213	33.692	29.345	49.176	273.4	4:52:06.850				
93	3	1:51.333	33.405	29.312	48.616	274.1	3:00:34.901	151	1	1:53.378	33.982	29.450	49.946	275.5	4:54:00.228				
94	3	1:51.550	33.566	29.270	48.714	274.8	3:02:26.451	152	1	1:52.686	34.034	29.362	49.290	274.1	4:55:52.914				
95	3	1:52.239	33.575	29.127	49.537	276.9	3:04:18.690	153	1	1:53.071	33.921	29.419	49.731	269.3	4:57:45.985				
96	3	1:51.565	33.702	29.316	48.547	275.5	3:06:10.255	154	1	1:52.812	33.973	29.548	49.291	274.1	4:59:38.797				
97	3	1:51.555	33.932	29.157	48.466	274.8	3:08:01.810	155	1	1:52.755	33.801	29.431	49.523	274.8	5:01:31.552				
98	3	1:51.886	33.607	29.134	49.145	276.2	3:09:53.696	156	1	1:52.947	34.183	29.402	49.362	272.7	5:03:24.499				
99	3	1:52.352	34.540	29.158	48.654	275.5	3:11:46.048	157	1	3:06.120 <b>B</b>	33.675	29.446	2:02.999	272.7	5:06:30.619				
100	3	1:51.165	33.551	29.162	48.452	275.5	3:13:37.213	158	1	2:10.858	50.613	29.730	50.515	272.7	5:08:41.477				
101	3	1:51.741	33.707	29.122	48.912	276.2	3:15:28.954	159	1	1:52.813	33.853	29.575	49.385	270.7	5:10:34.290				
102	3	1:52.739	33.766	29.053	49.920	278.4	3:17:21.693	160	1	1:52.812	33.996	29.537	49.279	272.0	5:12:27.102				
103	3	1:51.513	33.670	29.372	48.471	275.5	3:19:13.206	161	1	1:52.709	33.963	29.485	49.261	272.0	5:14:19.811				
104	3	1:51.162	33.400	29.228	48.534	275.5	3:21:04.368	162	1	1:52.952	33.869	29.431	49.652	274.1	5:16:12.763				
105	3	2:37.577 <b>B</b>	34.144	29.168	1:34.265	279.1	3:23:41.945	163	1	1:52.882	34.016	29.571	49.295	272.0	5:18:05.645				
106	3	2:08.490	49.807	29.463	49.220	274.1	3:25:50.435	164	1	1:52.819	34.187	29.703	49.929	266.0	5:19:59.464				
107	3	1:52.846	33.981	29.345	49.520	275.5	3:27:43.281	165	1	1:53.902	33.975	29.696	50.231	272.0	5:21:53.366				
108	3	1:52.168	33.807	29.288	49.073	275.5	3:29:35.449	166	1	1:53.291	34.057	29.552	49.682	272.7	5:23:46.657				
109	3	1:54.839	34.260	31.207	49.372	276.2	3:31:30.288	167	1	1:53.587	34.057	29.643	49.887	272.7	5:25:40.244				
110	3	1:53.073	34.515	29.269	49.289	274.1	3:33:23.361	168	1	1:54.768	34.127	30.748	49.893	268.7	5:27:35.012				
111	3	1:52.522	34.156	29.240	49.126	275.5	3:35:15.883	169	1	1:53.925	34.140	29.837	49.948	270.7	5:29:28.937				
112	3	1:53.309	34.808	29.308	49.193	276.9	3:37:09.192	170	1	1:53.340	33.963	29.813	49.564	271.4	5:31:22.277				
113	3	1:55.590	35.449	29.614	50.527	282.0	3:39:04.782	171	1	1:53.471	33.896	29.523	50.052	276.2	5:33:15.748				
114	3	1:52.297	33.892	29.240	49.165	275.5	3:40:57.079	172	1	1:54.390	34.241	29.734	50.415	272.7	5:35:10.138				
115	3	1:53.012	34.064	29.485	49.463	275.5	3:42:50.091	173	1	1:54.012	34.052	29.493	50.467	276.2	5:37:04.150				
116	3	1:53.321	34.337	29.580	49.404	274.8	3:44:43.412	174	1	2:15.769 <b>B</b>	33.766	29.387	1:12.616	274.1	5:39:19.919				
117	3	1:53.164	34.382	29.459	49.323	275.5	3:46:36.576	175	1	2:08.355	49.835	29.408	49.112	274.1	5:41:28.274				
118	3	1:53.983	34.248	29.655	50.080	275.5	3:48:30.559	176	1	1:52.548	33.942	29.267	49.339	277.6	5:43:20.822				
119	3	1:52.866	34.144	29.445	49.277	276.9	3:50:23.425	177	1	1:53.229	34.409	29.448	49.372	273.4	5:45:14.051				
120	3	1:53.154	34.301	29.484	49.369	275.5	3:52:16.579	178	1	1:53.734	34.238	29.485	50.011	274.1	5:47:07.785				
121	3	1:53.872	34.715	29.526	49.631	275.5	3:54:10.451	179	1	1:53.924	34.581	29.521	49.822	273.4	5:49:01.709				
122	3	1:54.338	34.703	29.711	49.924	274.8	3:56:04.789	180	1	1:55.051	34.796	29.908	50.347	272.7	5:50:56.760				
123	3	1:55.052	34.369	29.607	51.076	274.8	3:57:59.841	181	1	1:54.169	34.396	29.699	50.074	272.0	5:52:50.929				
124	3	1:55.290	34.990	29.751	50.549	273.4	3:59:55.131	182	1	1:53.835	34.298	29.444	50.093	274.1	5:54:44.764				
125	3	1:54.580	34.565	29.826	50.189	273.4	4:01:49.711	183	1	1:55.049	35.344	29.535	50.170	273.4	5:56:39.813				
126	3	2:00.922	35.054	29.951	55.917	272.7	4:03:50.633	184	1	1:55.119	34.431	29.468	51.220	274.8	5:58:34.932				
127	3	3:26.222 <b>B</b>	35.817	30.011	2:20.394	272.7	4:07:16.855	185	1	1:54.621	34.459	29.556	50.606	272.7	6:00:29.553				
128	3	2:11.121	51.824	29.782	49.515	272.7	4:09:27.976	186	1	1:55.538	34.642	29.830	51.066	272.7	6:02:25.091				
129	3	1:50.998	33.763	29.249	47.986	274.8	4:11:18.974												
130	3	<b>1:50.156</b>	<b>33.240</b>	29.165	<b>47.751</b>	274.1	4:13:09.130												
131	3	1:50.644	33.339	29.010	48.295	280.5	4:14:59.774												
132	3	1:51.813	33.284	29.096	49.433	276.2	4:16:51.587												
133	3	1:51.687	33.575	29.762	48.350	274.1	4:18:43.274												
134	3	1:52.390	33.512	30.362	48.516	274.1	4:20:35.664												
135	3	1:51.347	33.624	29.219	48.504	275.5	4:22:27.011												
136	3	1:52.873	33.430	29.112	50.331	276.9	4:24:19.884												
137	3	1:51.387	33.632	29.265	48.490	275.5	4:26:11.271												
138	3	1:53.401	34.448	29.853	49.100	274.1	4:28:04.672												
139	3	1:51.364	33.713	29.271	48.380	274.8	4:29:56.036												
140	3	1:51.255	33.672	29.182	48.401	274.8	4:31:47.291												

<b>17</b>	<b>Status GP</b>						Lola B12/80 Coupe - Judd HK
	1.Yelmer Buurman	3.Dean Stirling					LM P2
		2.Alexander Sims					
1	1	1:52.567	35.183	29.091	48.293	274.1	1:52.567
2	1	1:50.402	33.513	29.160	47.729	275.5	3:42.969
3	1	1:49.942	33.211	28.988	47.743	275.5	5:32.911
4	1	1:50.693	33.651	28.974	48.068	276.2	7:23.604
5	1	1:50.457	33.334	28.930	48.193	276.2	9:14.061
6	1	1:50.435	33.267	29.061	48.107	276.2	11:04.496
7	1	1:50.821	33.740	29.000	48.081	276.2	12:55.317
8	1	1:50.893	33.388	28.930	48.575	277.6	14:46.210



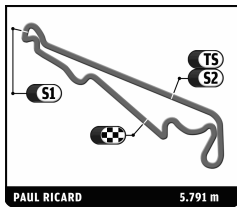
# ELMS 6 HEURES DU CASTELLET

Race

## Sector Analysis

								<span style="color: green;">■</span> Personal Best <span style="color: purple;">■</span> Session Best <span style="color: blue;">■</span> Crossing the finish line in pit lane							
Lap	D	Time	Sector 1	Sector 2	Sector 3	T. Spd	Elapsed	Lap	D	Time	Sector 1	Sector 2	Sector 3	T. Spd	Elapsed
9	1	1:50.636	33.329	29.094	48.213	276.9	16:36.846	67	1	1:52.565	34.253	29.033	49.279	276.9	2:07:14.096
10	1	1:50.795	33.337	28.989	48.469	277.6	18:27.641	68	1	1:50.825	33.529	29.038	48.258	276.9	2:09:04.921
11	1	1:53.293	35.009	29.067	49.217	278.4	20:20.934	69	1	1:53.835	36.406	29.364	48.065	276.9	2:10:58.756
12	1	1:54.705	33.935	30.332	50.438	272.0	22:15.639	70	1	1:50.901	33.585	28.971	48.345	279.1	2:12:49.657
13	1	1:53.183	33.996	29.242	49.945	279.8	24:08.822	71	1	1:51.435	33.502	28.944	48.989	276.9	2:14:41.092
14	1	1:52.263	34.456	29.135	48.672	274.8	26:01.085	72	1	1:52.061	33.809	28.876	49.376	277.6	2:16:33.153
15	1	1:51.312	33.679	29.156	48.477	276.2	27:52.397	73	1	1:52.049	33.686	29.043	49.320	277.6	2:18:25.202
16	1	1:52.403	33.817	29.081	49.505	276.9	29:44.800	74	1	1:52.995	34.349	29.709	48.937	276.2	2:20:18.197
17	1	1:51.434	33.693	29.027	48.714	275.5	31:36.234	75	1	1:52.178	33.532	28.871	49.775	279.1	2:22:10.375
18	1	1:51.819	33.612	29.090	49.117	275.5	33:28.053	76	1	1:50.531	33.440	28.957	48.134	277.6	2:24:00.906
19	1	1:51.614	33.490	29.188	48.936	274.8	35:19.667	77	1	1:51.025	33.328	28.887	48.810	277.6	2:25:51.931
20	1	1:51.521	33.602	29.162	48.757	276.2	37:11.188	78	1	1:51.878	33.677	28.892	49.309	276.9	2:27:43.809
21	1	1:52.397	34.412	29.364	48.621	276.2	39:03.585	79	1	1:59.673 <b>B</b>	33.930	29.061	56.682	276.2	2:29:43.482
22	1	1:51.860	33.912	29.184	48.764	276.9	40:55.445	80	3	3:34.246	2:12.846	29.963	51.437	271.4	2:33:17.728
23	1	1:51.962	33.627	29.048	49.287	276.9	42:47.407	81	3	1:55.956	35.377	29.506	51.073	274.8	2:35:13.684
24	1	1:53.169	34.304	29.086	49.779	276.9	44:40.576	82	3	1:54.502	34.834	29.418	50.250	275.5	2:37:08.186
25	1	2:01.684 <b>B</b>	33.964	29.354	58.366	275.5	46:42.260	83	3	1:54.626	34.663	29.536	50.427	275.5	2:39:02.812
26	1	3:22.297	2:04.913	29.123	48.261	275.5	50:04.557	84	3	1:56.247	35.274	29.720	51.253	274.1	2:40:59.059
27	1	1:50.431	33.366	29.037	48.028	275.5	51:54.988	85	3	1:56.297	35.657	29.548	51.092	277.6	2:42:55.356
28	1	1:51.156	33.437	28.997	48.722	276.2	53:46.144	86	3	1:54.812	34.786	29.563	50.463	274.1	2:44:50.168
29	1	1:51.592	33.361	28.872	49.359	279.8	55:37.736	87	3	1:55.353	35.279	29.745	50.329	273.4	2:46:45.521
30	1	1:51.760	34.009	28.839	48.912	276.9	57:29.496	88	3	1:55.527	34.589	29.735	51.203	274.8	2:48:41.048
31	1	1:52.392	33.746	28.877	49.769	280.5	59:21.888	89	3	1:55.263	34.912	29.695	50.656	273.4	2:50:36.311
32	1	1:51.188	33.729	28.896	48.563	275.5	1:01:13.076	90	3	1:55.873	35.507	29.543	50.823	274.1	2:52:32.184
33	1	1:50.499	33.587	28.976	47.936	276.9	1:03:03.575	91	3	1:55.784	35.206	29.602	50.976	274.1	2:54:27.968
34	1	1:50.327	33.258	29.040	48.029	275.5	1:04:53.902	92	3	1:55.837	35.283	29.785	50.769	273.4	2:56:23.805
35	1	1:50.205	33.196	28.989	48.020	276.2	1:06:44.107	93	3	1:54.838	34.816	29.486	50.536	274.8	2:58:18.643
36	1	1:54.500	34.686	29.342	50.472	273.4	1:08:38.607	94	3	1:56.729	35.143	29.418	52.168	276.2	3:00:15.372
37	1	1:53.593	34.010	29.045	50.538	277.6	1:10:32.200	95	3	1:55.294	35.163	29.463	50.668	274.1	3:02:10.666
38	1	1:50.530	33.625	28.900	48.005	277.6	1:12:22.730	96	3	1:58.062	37.531	29.614	50.917	274.8	3:04:08.728
39	1	1:50.300	33.358	28.947	47.995	275.5	1:14:13.030	97	3	1:56.375	34.685	29.487	52.203	274.8	3:06:05.103
40	1	1:53.351	33.341	28.871	51.139	279.1	1:16:06.381	98	3	1:54.176	34.650	29.379	50.147	275.5	3:07:59.279
41	1	1:52.101	33.616	28.985	49.500	278.4	1:17:58.482	99	3	1:54.172	34.418	29.476	50.278	275.5	3:09:53.451
42	1	1:51.078	33.303	28.998	48.777	277.6	1:19:49.560	100	3	1:55.059	35.481	29.332	50.246	276.9	3:11:48.510
43	1	1:51.514	34.350	28.971	48.193	276.2	1:21:41.074	101	3	1:55.351	35.031	29.945	50.375	279.1	3:13:43.861
44	1	1:50.057	33.231	28.944	47.882	275.5	1:23:31.131	102	3	1:54.410	34.813	29.245	50.352	276.2	3:15:38.271
45	1	1:50.114	33.129	28.981	48.004	275.5	1:25:21.245	103	3	1:54.633	35.008	29.384	50.241	276.2	3:17:32.904
46	1	1:50.104	33.317	28.959	47.828	276.2	1:27:11.349	104	3	1:56.155	34.760	29.299	52.096	279.8	3:19:29.059
47	1	1:49.826	33.166	28.887	47.773	276.2	1:29:01.175	105	3	2:04.821 <b>B</b>	34.861	29.696	1:00.264	274.8	3:21:33.880
48	1	1:50.710	33.206	28.931	48.573	277.6	1:30:51.885	106	3	2:51.159	1:30.356	29.657	51.146	275.5	3:24:25.039
49	1	1:51.036	33.527	28.828	48.681	278.4	1:32:42.921	107	3	1:56.852	35.773	29.461	51.618	277.6	3:26:21.891
50	1	1:51.218	33.420	28.813	48.985	277.6	1:34:34.139	108	3	1:55.735	34.848	29.719	51.168	272.7	3:28:17.626
51	1	1:50.070	33.267	28.954	47.849	276.9	1:36:24.209	109	3	1:55.623	34.874	29.625	51.124	274.8	3:30:13.249
52	1	2:00.107 <b>B</b>	33.291	28.772	58.044	279.8	1:38:24.316	110	3	1:54.835	34.735	29.409	50.691	276.2	3:32:08.084
53	1	2:45.413	1:27.938	29.164	48.311	275.5	1:41:09.729	111	3	1:55.812	35.281	29.679	50.852	275.5	3:34:03.896
54	1	1:52.144	33.672	29.076	49.396	277.6	1:43:01.873	112	3	1:56.352	35.193	29.540	51.619	275.5	3:36:00.248
55	1	1:52.339	34.044	29.907	48.388	274.8	1:44:54.212	113	3	1:55.713	34.784	29.395	51.534	277.6	3:37:55.961
56	1	1:50.856	33.892	29.010	47.954	275.5	1:46:45.068	114	3	1:55.849	35.455	29.251	51.143	276.2	3:39:51.810
57	1	1:50.533	33.589	28.883	48.061	277.6	1:48:35.601	115	3	1:54.569	34.946	29.407	50.216	275.5	3:41:46.379
58	1	1:52.598	33.582	28.834	50.182	280.5	1:50:28.199	116	3	1:54.477	34.611	29.367	50.499	276.2	3:43:40.856
59	1	1:55.429	34.210	29.652	51.567	279.1	1:52:23.628	117	3	1:55.888	35.377	29.375	51.136	278.4	3:45:36.744
60	1	1:52.281	33.704	29.175	49.402	276.2	1:54:15.909	118	3	1:54.176	34.587	29.211	50.378	275.5	3:47:30.920
61	1	1:50.416	33.424	28.934	48.058	276.9	1:56:06.325	119	3	2:03.463 <b>B</b>	34.558	29.468	59.437	275.5	3:49:34.383
62	1	1:50.862	33.311	28.948	48.603	276.9	1:57:57.187	120	2	3:12.569	1:56.008	<b>28.729</b>	47.832	276.9	3:52:46.952
63	1	1:52.252	34.342	28.934	48.976	277.6	1:59:49.439	121	2	1:50.526	33.870	29.171	<b>47.485</b>	274.8	3:54:37.478
64	1	1:50.543	33.430	28.960	48.153	277.6	2:01:39.982	122	2	1:51.762	33.411	29.447	48.904	275.5	3:56:29.240
65	1	1:50.356	33.347	28.930	48.079	277.6	2:03:30.338	123	2	1:49.922	33.352	29.030	47.540	276.2	3:58:19.162
66	1	1:51.193	34.248	28.871	48.074	278.4	2:05:21.531	124	2	1:50.329	33.190	28.902	48.237	277.6	4:00:09.491





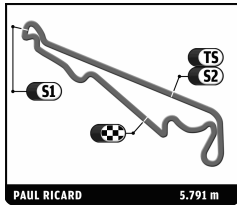
# ELMS

## 6 HEURES DU CASTELLET

Race

### Sector Analysis

							Personal Best		Session Best		B Crossing the finish line in pit lane				
Lap	D	Time	Sector 1	Sector 2	Sector 3	T. Spd	Elapsed	Lap	D	Time	Sector 1	Sector 2	Sector 3	T. Spd	Elapsed
125	2	1:51.178	33.149	28.878	49.151	276.2	4:02:00.669	183	2	1:52.712	34.109	29.174	49.429	276.2	5:52:01.420
126	2	1:50.010	33.395	28.922	47.693	275.5	4:03:50.679	184	2	1:52.632	34.012	29.235	49.385	276.2	5:53:54.052
127	2	1:51.775	33.292	28.870	49.613	277.6	4:05:42.454	185	2	1:53.012	34.087	29.107	49.818	276.9	5:55:47.064
128	2	1:50.038	33.144	28.927	47.967	276.9	4:07:32.492	186	2	1:52.898	34.008	29.151	49.739	278.4	5:57:39.962
129	2	1:50.790	34.254	29.046	47.490	274.8	4:09:23.282	187	2	1:53.474	34.952	29.562	48.960	276.2	5:59:33.436
130	2	1:49.525	33.142	28.872	47.511	275.5	4:11:12.807	188	2	1:53.911	34.639	29.356	49.916	276.9	6:01:27.347
131	2	1:49.877	33.050	28.860	47.967	275.5	4:13:02.684	<div style="border: 1px solid black; padding: 5px;"> <b>18</b> <b>Murphy Prototypes</b>                      1.Jody Firth                      2.Warren Hughes                      3.Luca Moro                      Oreca 03 - Nissan LM P2                 </div>							
132	2	1:50.170	33.150	29.001	48.019	276.9	4:14:52.854								
133	2	1:49.804	33.208	28.872	47.724	277.6	4:16:42.658								
134	2	1:50.890	33.605	29.506	47.779	276.2	4:18:33.548								
135	2	1:50.462	33.430	29.048	47.984	275.5	4:20:24.010								
136	2	1:50.985	33.238	28.883	48.864	278.4	4:22:14.995								
137	2	1:50.511	33.317	28.781	48.413	278.4	4:24:05.506								
138	2	1:49.532	33.011	28.896	47.625	276.2	4:25:55.038								
139	2	1:50.385	33.141	28.829	48.415	277.6	4:27:45.423								
140	2	1:50.733	33.087	28.880	48.766	276.9	4:29:36.156								
141	2	1:49.931	33.109	28.873	47.949	276.9	4:31:26.087								
142	2	2:00.065 B	35.112	28.976	55.977	275.5	4:33:26.152								
143	2	2:51.756	1:34.693	29.057	48.006	274.1	4:36:17.908								
144	2	1:50.482	33.316	29.058	48.108	275.5	4:38:08.390								
145	2	1:50.766	33.616	29.124	48.026	274.8	4:39:59.156								
146	2	1:50.810	33.348	29.031	48.431	275.5	4:41:49.966								
147	2	1:50.839	33.851	29.034	47.954	277.6	4:43:40.805								
148	2	1:50.428	33.530	29.021	47.877	276.2	4:45:31.233								
149	2	1:50.056	33.178	29.009	47.869	276.2	4:47:21.289								
150	2	1:51.259	33.371	28.899	48.989	277.6	4:49:12.548								
151	2	1:53.351	34.068	29.913	49.370	278.4	4:51:05.899								
152	2	1:50.290	33.478	28.930	47.882	276.9	4:52:56.189								
153	2	1:50.355	33.248	28.898	48.209	279.1	4:54:46.544								
154	2	1:50.314	33.392	28.935	47.987	278.4	4:56:36.858								
155	2	1:50.162	33.227	28.846	48.089	277.6	4:58:27.020								
156	2	1:50.348	33.515	28.959	47.874	278.4	5:00:17.368								
157	2	1:50.714	33.455	28.998	48.261	276.2	5:02:08.082								
158	2	1:50.373	33.499	28.887	47.987	278.4	5:03:58.455								
159	2	1:51.436	34.345	28.979	48.112	276.9	5:05:49.891								
160	2	1:50.335	33.242	28.943	48.150	277.6	5:07:40.226								
161	2	1:53.528	36.163	28.961	48.404	277.6	5:09:33.754								
162	2	1:50.788	33.667	29.193	47.928	276.9	5:11:24.542								
163	2	1:51.944	33.352	29.018	49.574	277.6	5:13:16.486								
164	2	1:51.139	33.631	28.995	48.513	276.9	5:15:07.625								
165	2	1:51.692	33.989	28.836	48.867	280.5	5:16:59.317								
166	2	1:50.583	33.399	28.949	48.235	276.9	5:18:49.900								
167	2	2:00.867 B	33.979	29.732	57.156	279.1	5:20:50.767								
168	2	3:06.646	1:48.614	29.204	48.828	275.5	5:23:57.413								
169	2	1:51.886	33.841	29.293	48.752	274.8	5:25:49.299								
170	2	1:51.732	33.789	29.127	48.816	276.9	5:27:41.031								
171	2	1:51.862	34.202	29.244	48.416	275.5	5:29:32.893								
172	2	1:51.040	33.498	29.179	48.363	276.2	5:31:23.933								
173	2	1:52.377	33.814	29.174	49.389	276.9	5:33:16.310								
174	2	1:52.322	34.293	29.003	49.026	278.4	5:35:08.632								
175	2	1:52.569	34.476	29.200	48.893	276.2	5:37:01.201								
176	2	1:53.017	34.142	29.184	49.691	276.9	5:38:54.218								
177	2	1:51.730	33.969	29.165	48.596	275.5	5:40:45.948								
178	2	1:51.820	33.991	29.214	48.615	276.2	5:42:37.768								
179	2	1:51.394	33.800	29.095	48.499	277.6	5:44:29.162								
180	2	1:53.230	34.288	29.079	49.863	279.8	5:46:22.392								
181	2	1:54.176	34.673	29.412	50.091	277.6	5:48:16.568								
182	2	1:52.140	34.150	29.256	48.734	274.8	5:50:08.708								
183	2	1:52.712	34.109	29.174	49.429	276.2	5:52:01.420								
184	2	1:52.632	34.012	29.235	49.385	276.2	5:53:54.052								
185	2	1:53.012	34.087	29.107	49.818	276.9	5:55:47.064								
186	2	1:52.898	34.008	29.151	49.739	278.4	5:57:39.962								
187	2	1:53.474	34.952	29.562	48.960	276.2	5:59:33.436								
188	2	1:53.911	34.639	29.356	49.916	276.9	6:01:27.347								
1	2	1:59.385	38.003	30.618	50.764	272.7	1:59.385								
2	2	1:52.501	34.333	28.966	49.202	280.5	3:51.886								
3	2	1:52.560	34.133	28.765	49.662	282.0	5:44.446								
4	2	1:52.233	33.936	28.876	49.421	279.8	7:36.679								
5	2	1:52.456	34.093	28.751	49.612	283.5	9:29.135								
6	2	1:51.602	33.703	28.848	49.051	281.2	11:20.737								
7	2	1:52.310	33.914	28.991	49.405	279.1	13:13.047								
8	2	1:52.324	33.835	28.980	49.509	281.2	15:05.371								
9	2	1:52.291	33.663	28.875	49.753	279.8	16:57.662								
10	2	1:52.151	34.060	29.228	48.863	279.1	18:49.813								
11	2	1:51.156	33.824	28.861	48.471	282.0	20:40.969								
12	2	1:51.917	34.006	28.965	48.946	278.4	22:32.886								
13	2	1:52.062	34.059	28.934	49.069	280.5	24:24.948								
14	2	1:53.019	34.699	29.082	49.238	279.8	26:17.967								
15	2	1:52.872	33.778	28.669	50.425	285.0	28:10.839								
16	2	1:51.169	33.806	28.889	48.474	279.1	30:02.008								
17	2	1:51.172	33.738	28.755	48.679	279.8	31:53.180								
18	2	1:50.738	33.478	28.789	48.471	279.8	33:43.918								
19	2	1:51.624	33.825	29.177	48.622	279.1	35:35.542								
20	2	1:50.739	33.466	28.682	48.591	282.0	37:26.281								
21	2	1:50.912	33.626	28.763	48.523	282.7	39:17.193								
22	2	1:51.509	34.312	28.798	48.399	282.0	41:08.702								
23	2	1:50.989	33.510	28.776	48.703	282.0	42:59.691								
24	2	1:52.421	34.269	28.808	49.344	284.2	44:52.112								
25	2	1:52.741	34.495	28.907	49.339	285.7	46:44.853								
26	2	1:52.066	33.772	28.790	49.504	281.2	48:36.919								
27	2	4:04.607 B	34.242	28.884	3:01.481	282.7	52:41.526								
28	2	2:08.943	50.093	28.949	49.901	281.2	54:50.469								
29	2	1:52.055	33.994	29.067	48.994	280.5	56:42.524								
30	2	1:52.362	33.767	28.964	49.631	282.7	58:34.886								
31	2	1:53.832	34.086	28.946	50.800	281.2	1:00:28.718								
32	2	1:51.889	33.971	29.009	48.909	279.1	1:02:20.607								
33	2	1:52.067	33.996	29.086	48.985	280.5	1:04:12.674								
34	2	1:53.081	34.014	29.821	49.246	279.8	1:06:05.755								
35	2	1:52.639	34.566	29.079	48.994	278.4	1:07:58.394								
36	2	1:52.977	34.321	29.778	48.878	279.1	1:09:51.371								
37	2	1:52.102	34.088	29.052	48.962	279.8	1:11:43.473								
38	2	1:51.606	33.733	28.964	48.909	279.1	1:13:35.079								
39	2	1:51.785	33.737	29.035	49.013	279.8	1:15:26.864								
40	2	1:51.678	33.807	28.888	48.983	279.8	1:17:18.542								
41	2	1:52.170	33.825	28.927	49.418	280.5	1:19:10.712								
42	2	1:51.928	33.830	29.114	48.984	281.2	1:21:02.640								
43	2	1:51.954	33.807	29.007	49.140	281.2	1:22:54.594								
44	2	1:51.874	33.836	29.016	49.022	279.8	1:24:46.468								
45	2	1:53.439	34.592	29.004	49.843	280.5	1:26:39.907								
46	2	1:52.620	34.267	29.032	49.321	282.0	1:28:32.527								
47	2	1:53.599	34.284	29.015	50.300	281.2	1:30:26.126								
48	2	1:53.528	34.696	29.097	49.735	282.0	1:32:19.654								



# ELMS 6 HEURES DU CASTELLET

Race

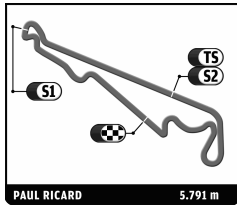
## Sector Analysis

							Personal Best		Session Best		B Crossing the finish line in pit lane						
Lap	D	Time	Sector 1	Sector 2	Sector 3	T. Spd	Elapsed	Lap	D	Time	Sector 1	Sector 2	Sector 3	T. Spd	Elapsed		
49	2	1:54.069	34.566	28.882	50.621	283.5	1:34:13.723	39	2	1:52.186	33.827	29.383	48.976	274.8	1:14:24.573		
50	2	1:53.633	34.205	29.126	50.302	281.2	1:36:07.356	40	2	1:52.940	33.731	29.260	49.949	275.5	1:16:17.513		
51	2	1:53.690	34.019	29.253	50.418	280.5	1:38:01.046	41	2	1:53.521	33.849	29.416	50.256	276.9	1:18:11.034		
52	2	1:52.108	34.035	29.082	48.991	279.1	1:39:53.154	42	2	1:53.807	34.604	29.367	49.836	278.4	1:20:04.841		
53	2	1:51.882	33.943	29.001	48.938	279.1	1:41:45.036	43	2	1:52.793	33.966	29.364	49.463	276.2	1:21:57.634		
54	2	1:51.902	33.864	28.976	49.062	279.8	1:43:36.938	44	2	1:52.139	33.957	29.344	48.838	275.5	1:23:49.773		
55	2	3:27.980B	34.528	29.049	2:24.403	280.5	1:47:04.918	45	2	1:51.779	33.526	29.355	48.898	274.8	1:25:41.552		
56	3	2:17.157	54.546	31.203	51.408	280.5	1:49:22.075	46	2	1:53.626	34.409	29.407	49.810	274.8	1:27:35.178		
57	3	1:53.849	34.561	29.576	49.712	277.6	1:51:15.924	47	2	1:52.238	33.788	29.307	49.143	274.1	1:29:27.416		
58	3	1:53.670	34.205	29.902	49.563	276.9	1:53:09.594	48	2	1:52.115	33.799	29.300	49.016	274.1	1:31:19.531		
59	3	1:55.406	35.900	29.215	50.291	279.8	1:55:05.000	49	2	1:52.394	33.938	29.310	49.146	274.8	1:33:11.925		
60	3	1:53.062	33.957	29.063	50.042	279.8	1:56:58.062	50	2	1:54.111	33.792	29.287	51.032	275.5	1:35:06.036		
61	3	1:53.151	34.151	29.031	49.969	279.1	1:58:51.213	51	2	1:52.344	33.838	29.490	49.016	274.8	1:36:58.380		
62	3	1:54.698	34.489	28.997	51.212	282.7	2:00:45.911	52	2	1:52.016	33.940	29.087	48.989	276.2	1:38:50.396		
63	3	1:52.557	33.983	29.132	49.442	278.4	2:02:38.468	53	2	3:06.173B	34.146	29.324	2:02.703	273.4	1:41:56.569		
64	3	1:53.201	34.000	28.973	50.228	282.7	2:04:31.669	54	1	2:07.920	50.129	29.308	48.483	274.1	1:44:04.489		
								55	1	1:51.844	34.020	29.499	48.325	274.1	1:45:56.333		
								56	1	1:51.368	33.808	29.341	48.219	274.1	1:47:47.701		
								57	1	1:51.171	33.566	29.131	48.474	276.9	1:49:38.872		
								58	1	1:54.666	33.367	29.345	51.954	274.8	1:51:33.538		
								59	1	1:51.266	33.582	29.419	48.265	274.1	1:53:24.804		
								60	1	1:51.111	33.522	29.229	48.360	273.4	1:55:15.915		
								61	1	1:52.105	34.487	29.434	48.184	274.8	1:57:08.020		
								62	1	1:51.595	33.689	29.313	48.593	275.5	1:58:59.615		
								63	1	1:51.510	33.795	29.339	48.376	274.8	2:00:51.125		
								64	1	1:51.809	34.073	29.374	48.362	274.1	2:02:42.934		
								65	1	1:51.371	33.625	29.228	48.518	275.5	2:04:34.305		
								66	1	1:52.260	33.777	29.159	49.324	275.5	2:06:26.565		
								67	1	1:52.705	34.043	29.953	48.709	272.0	2:08:19.270		
								68	1	1:51.106	33.773	29.126	48.207	274.1	2:10:10.376		
								69	1	1:51.240	33.620	29.157	48.463	275.5	2:12:01.616		
								70	1	1:51.355	33.897	29.320	48.138	272.7	2:13:52.971		
								71	1	1:50.558	33.474	29.210	47.874	274.1	2:15:43.529		
								72	1	1:51.029	33.522	29.061	48.446	274.8	2:17:34.558		
								73	1	1:52.339	33.548	29.351	49.440	275.5	2:19:26.897		
								74	1	1:50.793	33.416	29.246	48.131	274.1	2:21:17.690		
								75	1	1:52.340	33.453	29.240	49.647	275.5	2:23:10.030		
								76	1	1:50.589	33.423	29.198	47.968	274.8	2:25:00.619		
								77	1	1:51.252	33.807	29.106	48.339	275.5	2:26:51.871		
								78	1	1:52.512	34.409	29.348	48.755	274.1	2:28:44.383		
								79	1	2:33.359B	34.315	29.646	1:29.398	273.4	2:31:17.742		
								80	1	2:07.477	49.539	29.373	48.565	273.4	2:33:25.219		
								81	1	1:52.121	33.926	29.535	48.660	274.1	2:35:17.340		
								82	1	1:52.805	34.646	29.414	48.745	274.8	2:37:10.145		
								83	1	1:53.065	34.079	29.262	49.724	274.1	2:39:03.210		
								84	1	1:54.439	35.210	29.365	49.864	274.8	2:40:57.649		
								85	1	1:54.165	34.589	29.907	49.669	273.4	2:42:51.814		
								86	1	1:52.148	34.073	29.321	48.754	273.4	2:44:43.962		
								87	1	1:52.558	33.766	29.307	49.485	275.5	2:46:36.520		
								88	1	1:52.386	33.690	29.203	49.493	274.8	2:48:28.906		
								89	1	1:52.007	33.811	29.422	48.774	274.1	2:50:20.913		
								90	1	1:52.711	33.778	29.253	49.680	275.5	2:52:13.624		
								91	1	1:52.545	33.734	29.458	49.353	273.4	2:54:06.169		
								92	1	1:51.550	33.739	29.269	48.542	275.5	2:55:57.719		
								93	1	1:51.365	33.640	29.410	48.315	274.1	2:57:49.084		
								94	1	1:51.765	33.659	29.442	48.664	274.1	2:59:40.849		
								95	1	1:51.768	33.665	29.310	48.793	273.4	3:01:32.617		
								96	1	1:53.286	33.851	29.370	50.065	276.9	3:03:25.903		

<b>19</b>	<b>Sebastien Loeb Racing</b>			Oreca 03 - Nissan
	1. Nicolas Marroc	3. Stéphane Sarrazin		LM P2
	2. Nicolas Minassian			

1	2	2:00.513	39.566	29.955	50.992	279.8	2:00.513
2	2	1:53.527	34.739	29.192	49.596	276.2	3:54.040
3	2	1:52.827	34.198	29.293	49.336	276.2	5:46.867
4	2	1:52.333	34.023	29.166	49.144	276.2	7:39.200
5	2	1:52.560	34.063	29.237	49.260	277.6	9:31.760
6	2	1:52.556	33.960	29.264	49.332	276.9	11:24.316
7	2	1:52.571	34.112	29.170	49.289	276.9	13:16.887
8	2	1:52.264	33.859	29.286	49.119	277.6	15:09.151
9	2	1:52.090	33.767	29.185	49.138	276.9	17:01.241
10	2	1:52.147	33.876	29.243	49.028	275.5	18:53.388
11	2	1:52.401	33.851	29.161	49.389	277.6	20:45.789
12	2	1:52.782	33.961	29.215	49.606	277.6	22:38.571
13	2	1:53.154	33.885	29.074	50.195	279.1	24:31.725
14	2	1:53.004	34.096	29.282	49.626	276.2	26:24.729
15	2	1:53.117	34.141	29.234	49.742	276.9	28:17.846
16	2	1:54.204	34.166	29.757	50.281	279.8	30:12.050
17	2	1:51.868	33.748	29.063	49.057	276.2	32:03.918
18	2	1:52.185	33.808	29.154	49.223	275.5	33:56.103
19	2	1:52.303	33.891	29.250	49.162	276.2	35:48.406
20	2	1:52.590	34.112	29.217	49.261	278.4	37:40.996
21	2	1:53.334	34.234	29.180	49.920	278.4	39:34.330
22	2	1:51.891	33.891	29.320	48.680	276.2	41:26.221
23	2	1:51.649	33.624	29.207	48.818	274.8	43:17.870
24	2	1:51.480	33.551	29.238	48.691	276.2	45:09.350
25	2	1:51.258	33.390	29.143	48.725	276.2	47:00.608
26	2	2:41.176B	33.899	29.049	1:38.228	277.6	49:41.784
27	2	2:09.963	50.321	29.356	50.286	272.7	51:51.747
28	2	1:53.212	34.284	29.322	49.606	276.2	53:44.959
29	2	1:52.369	33.874	29.372	49.123	275.5	55:37.328
30	2	1:53.283	34.014	29.299	49.970	274.8	57:30.611
31	2	1:52.617	33.987	29.343	49.287	276.2	59:23.228
32	2	1:52.405	33.866	29.281	49.258	276.2	1:01:15.633
33	2	1:51.982	33.942	29.120	48.920	276.2	1:03:07.615
34	2	1:53.055	33.854	29.336	49.865	274.8	1:05:00.670
35	2	1:53.000	34.146	29.840	49.014	276.2	1:06:53.670
36	2	1:52.016	33.687	29.263	49.066	275.5	1:08:45.686
37	2	1:52.161	33.552	29.470	49.139	274.1	1:10:37.847
38	2	1:54.540	34.545	29.278	50.717	277.6	1:12:32.387



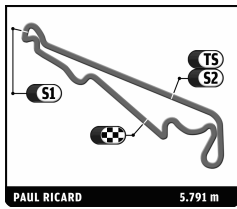


## ELMS 6 HEURES DU CASTELLET

Race

### Sector Analysis

								<span style="color: green;">■</span> Personal Best <span style="color: purple;">■</span> Session Best <span style="color: blue;">■</span> Crossing the finish line in pit lane							
Lap	D	Time	Sector 1	Sector 2	Sector 3	T. Spd	Elapsed	Lap	D	Time	Sector 1	Sector 2	Sector 3	T. Spd	Elapsed
21	3	1:52.126	33.976	29.023	49.127	280.5	39:13.757	79	2	1:51.803	33.495	28.776	49.532	282.7	2:32:00.321
22	3	1:53.306	34.292	29.982	49.032	278.4	41:07.063	80	2	1:50.572	33.522	28.931	48.119	278.4	2:33:50.893
23	3	1:52.305	34.150	29.166	48.989	280.5	42:59.368	81	2	1:50.328	33.434	28.917	47.977	279.8	2:35:41.221
24	3	1:52.246	33.992	29.090	49.164	282.0	44:51.614	82	2	1:50.687	33.500	28.867	48.320	281.2	2:37:31.908
25	3	2:39.374 <b>B</b>	34.577	29.266	1:35.531	282.7	47:30.988	83	2	1:51.006	33.555	29.008	48.443	278.4	2:39:22.914
26	3	2:10.026	51.005	29.299	49.722	279.1	49:41.014	84	2	1:50.659	33.399	28.809	48.451	280.5	2:41:13.573
27	3	1:53.993	34.700	29.386	49.907	279.1	51:35.007	85	2	1:50.630	33.352	28.873	48.405	280.5	2:43:04.203
28	3	1:53.072	34.334	29.290	49.448	279.1	53:28.079	86	2	1:51.767	33.703	29.151	48.913	282.7	2:44:55.970
29	3	1:52.890	34.088	29.268	49.534	278.4	55:20.969	87	2	1:51.122	33.722	28.817	48.583	280.5	2:46:47.092
30	3	1:54.495	35.608	29.437	49.450	279.1	57:15.464	88	2	1:51.122	33.597	28.934	48.591	279.1	2:48:38.214
31	3	1:53.689	34.316	29.310	50.063	279.8	59:09.153	89	2	4:34.217 <b>B</b>	33.692	28.854	3:31.671	280.5	2:53:12.431
32	3	1:53.537	34.446	29.311	49.780	280.5	1:01:02.690	90	1	2:11.575	51.339	29.360	50.876	278.4	2:55:24.006
33	3	1:53.754	34.496	29.273	49.985	279.1	1:02:56.444	91	1	1:54.220	34.574	29.929	49.717	276.9	2:57:18.226
34	3	1:53.753	34.562	29.358	49.833	279.1	1:04:50.197	92	1	1:54.137	34.770	29.223	50.144	277.6	2:59:12.363
35	3	1:53.166	34.429	29.307	49.430	279.1	1:06:43.363	93	1	1:54.905	34.317	29.128	51.460	282.0	3:01:07.268
36	3	1:55.000	35.060	29.673	50.267	276.2	1:08:38.363	94	1	1:53.891	34.350	29.291	50.250	276.9	3:03:01.159
37	3	1:55.271	34.884	29.397	50.990	281.2	1:10:33.634	95	1	1:55.373	35.251	29.063	51.059	283.5	3:04:56.532
38	3	1:54.133	34.668	29.403	50.062	279.1	1:12:27.767	96	1	1:54.461	34.646	29.087	50.728	281.2	3:06:50.993
39	3	1:53.357	34.560	29.295	49.502	279.8	1:14:21.124	97	1	1:53.454	34.252	29.116	50.086	277.6	3:08:44.447
40	3	1:54.295	34.637	29.234	50.424	280.5	1:16:15.419	98	1	1:53.466	34.410	29.175	49.881	278.4	3:10:37.913
41	3	1:53.903	34.608	29.149	50.146	283.5	1:18:09.322	99	1	1:53.973	34.437	29.246	50.290	279.1	3:12:31.886
42	3	1:56.264	35.912	29.389	50.963	282.7	1:20:05.586	100	1	1:56.678	35.818	29.803	51.057	279.1	3:14:28.564
43	3	1:54.397	34.710	29.288	50.399	282.7	1:21:59.983	101	1	1:54.511	34.634	29.651	50.226	276.2	3:16:23.075
44	3	1:55.424	35.911	29.547	49.966	278.4	1:23:55.407	102	1	1:54.566	34.514	29.340	50.712	277.6	3:18:17.641
45	3	1:53.983	34.579	29.376	50.028	279.1	1:25:49.390	103	1	1:54.309	34.798	29.455	50.056	276.2	3:20:11.950
46	3	1:54.028	34.718	29.271	50.039	279.1	1:27:43.418	104	1	1:53.774	34.274	29.327	50.173	276.9	3:22:05.724
47	3	3:20.577 <b>B</b>	35.234	29.332	2:16.011	281.2	1:31:03.995	105	1	1:54.948	34.578	29.421	50.949	276.9	3:24:00.672
48	2	2:08.413	50.706	28.864	48.843	281.2	1:33:12.408	106	1	1:55.505	34.591	29.168	51.746	279.1	3:25:56.177
49	2	1:51.758	33.798	28.925	49.035	283.5	1:35:04.166	107	1	1:54.471	34.991	29.374	50.106	279.1	3:27:50.648
50	2	1:49.994	33.311	28.923	47.760	279.1	1:36:54.160	108	1	1:56.554	34.675	29.200	52.679	275.5	3:29:47.202
51	2	1:50.322	33.257	28.840	48.225	277.6	1:38:44.482	109	1	1:54.568	34.780	29.205	50.583	273.4	3:31:41.770
52	2	1:49.959	33.049	28.914	47.996	278.4	1:40:34.441	110	1	1:55.125	35.308	29.367	50.450	267.3	3:33:36.895
53	2	1:52.904	34.566	29.244	49.094	279.8	1:42:27.345	111	1	1:53.989	34.572	29.314	50.103	267.3	3:35:30.884
54	2	1:51.089	33.216	28.740	49.133	279.8	1:44:18.434	112	1	1:53.638	34.464	29.166	50.008	277.6	3:37:24.522
55	2	1:50.995	33.364	28.908	48.723	280.5	1:46:09.429	113	1	1:53.745	34.508	29.237	50.000	268.7	3:39:18.267
56	2	1:50.440	33.157	29.032	48.251	278.4	1:47:59.869	114	1	1:53.429	34.315	29.185	49.929	267.3	3:41:11.696
57	2	1:50.390	33.273	28.926	48.191	279.1	1:49:50.259	115	1	1:55.395	35.279	29.285	50.831	270.0	3:43:07.091
58	2	1:50.509	33.550	28.969	47.990	277.6	1:51:40.768	116	1	3:40.138 <b>B</b>	34.777	29.184	2:36.177	266.7	3:46:47.229
59	2	1:51.002	33.333	29.639	48.030	278.4	1:53:31.770	117	1	2:11.652	51.470	29.506	50.676	276.2	3:48:58.881
60	2	1:49.974	33.288	28.883	47.803	278.4	1:55:21.744	118	1	1:54.430	34.709	29.498	50.223	276.2	3:50:53.311
61	2	1:50.790	33.233	28.919	48.638	277.6	1:57:12.534	119	1	1:55.360	34.842	29.472	51.046	276.2	3:52:48.671
62	2	1:50.028	33.217	28.842	47.969	279.1	1:59:02.562	120	1	1:54.611	34.721	29.349	50.541	277.6	3:54:43.282
63	2	3:06.818 <b>B</b>	33.654	29.320	2:03.844	278.4	2:02:09.380	121	1	1:54.323	34.682	29.551	50.090	276.9	3:56:37.605
64	2	2:08.666	50.218	28.950	49.498	279.1	2:04:18.046	122	1	1:55.338	35.674	29.419	50.245	277.6	3:58:32.943
65	2	1:50.738	33.690	28.929	48.119	276.9	2:06:08.784	123	1	1:55.366	34.976	29.514	50.876	276.9	4:00:28.309
66	2	1:51.106	33.652	28.963	48.491	277.6	2:07:59.890	124	1	1:54.872	34.869	29.727	50.276	276.9	4:02:23.181
67	2	1:50.429	33.581	28.925	47.923	277.6	2:09:50.319	125	1	1:54.219	34.598	29.411	50.210	279.1	4:04:17.400
68	2	1:50.199	33.278	28.868	48.053	278.4	2:11:40.518	126	1	1:54.225	34.459	29.249	50.517	278.4	4:06:11.625
69	2	1:51.333	34.307	28.976	48.050	278.4	2:13:31.851	127	1	1:54.207	34.607	29.548	50.052	270.0	4:08:05.832
70	2	1:50.156	33.346	28.918	47.892	279.8	2:15:22.007	128	1	1:55.334	34.916	29.800	50.618	271.4	4:10:01.166
71	2	1:50.829	33.468	28.903	48.458	279.1	2:17:12.836	129	1	1:54.594	34.704	29.252	50.638	276.2	4:11:55.760
72	2	1:50.947	33.690	28.989	48.268	278.4	2:19:03.783	130	1	1:56.397	34.677	29.358	52.362	266.7	4:13:52.157
73	2	1:50.612	33.700	28.921	47.991	278.4	2:20:54.395	131	1	1:56.554	35.123	29.624	51.807	269.3	4:15:48.711
74	2	1:50.342	33.256	28.983	48.103	278.4	2:22:44.737	132	1	1:56.258	35.684	29.518	51.056	262.8	4:17:44.969
75	2	1:51.192	33.427	28.924	48.841	279.8	2:24:35.929	133	1	1:55.820	35.007	29.473	51.340	270.7	4:19:40.789
76	2	1:50.820	33.384	28.899	48.537	277.6	2:26:26.749	134	1	1:56.159	35.759	29.774	50.626	264.7	4:21:36.948
77	2	1:50.654	33.492	29.035	48.127	279.1	2:28:17.403	135	1	3:23.855 <b>B</b>	34.874	29.528	2:19.453	262.8	4:25:00.803
78	2	1:51.115	34.165	28.923	48.027	278.4	2:30:08.518	136	2	2:09.738	51.178	28.954	49.606	277.6	4:27:10.541



**ELMS**  
**6 HEURES DU CASTELLET**

Race

Sector Analysis

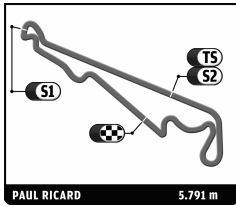
							Personal Best		Session Best		B Crossing the finish line in pit lane								
Lap	D	Time	Sector 1	Sector 2	Sector 3	T. Spd	Elapsed	Lap	D	Time	Sector 1	Sector 2	Sector 3	T. Spd	Elapsed				
137	2	1:50.979	33.727	29.004	48.248	278.4	4:29:01.520	6	2	1:51.897	33.872	29.130	48.895	274.8	11:20.384				
138	2	1:50.319	33.603	28.835	47.881	280.5	4:30:51.839	7	2	1:52.270	33.900	29.065	49.305	273.4	13:12.654				
139	2	1:49.966	33.297	28.772	47.897	280.5	4:32:41.805	8	2	1:52.114	33.811	29.232	49.071	274.1	15:04.768				
140	2	1:49.496	33.030	28.881	47.585	279.1	4:34:31.301	9	2	1:52.525	33.834	29.181	49.510	272.7	16:57.293				
141	2	1:50.173	33.641	28.743	47.789	279.8	4:36:21.474	10	2	1:52.214	33.927	29.344	48.943	272.0	18:49.507				
142	2	2:51.812 B	33.208	28.923	1:49.681	278.4	4:39:13.286	11	2	1:52.711	33.722	29.220	49.769	275.5	20:42.218				
143	2	2:07.438	49.765	29.012	48.661	281.2	4:41:20.724	12	2	1:54.135	34.033	29.764	50.338	273.4	22:36.353				
144	2	1:50.481	33.364	29.127	47.990	276.9	4:43:11.205	13	2	1:53.159	34.318	29.215	49.626	275.5	24:29.512				
145	2	1:51.647	33.497	28.871	49.279	282.0	4:45:02.852	14	2	1:52.679	34.237	29.053	49.389	276.9	26:22.191				
146	2	1:52.795	33.855	28.941	49.999	282.0	4:46:55.647	15	2	1:53.145	34.087	29.048	50.010	276.2	28:15.336				
147	2	1:51.217	33.682	28.898	48.637	279.8	4:48:46.864	16	2	1:54.351	34.670	29.897	49.784	275.5	30:09.687				
148	2	1:50.654	33.405	29.065	48.184	277.6	4:50:37.518	17	2	1:52.322	33.902	29.092	49.328	275.5	32:02.009				
149	2	1:50.572	33.275	29.170	48.127	277.6	4:52:28.090	18	2	1:51.757	33.760	29.126	48.871	272.7	33:53.766				
150	2	1:50.716	33.343	29.072	48.301	278.4	4:54:18.806	19	2	1:52.560	33.805	29.156	49.599	272.7	35:46.326				
151	2	1:51.323	34.093	29.043	48.187	278.4	4:56:10.129	20	2	1:52.047	33.915	29.101	49.031	274.8	37:38.373				
152	2	1:50.456	33.370	28.930	48.156	279.1	4:58:00.585	21	2	1:52.829	34.575	29.224	49.030	273.4	39:31.202				
153	2	1:51.073	33.457	29.318	48.298	277.6	4:59:51.658	22	2	1:52.170	33.871	29.198	49.101	274.1	41:23.372				
154	2	1:50.945	33.369	29.101	48.475	277.6	5:01:42.603	23	2	1:52.249	34.143	29.101	49.005	274.1	43:15.621				
155	2	1:51.619	34.038	29.065	48.516	272.7	5:03:34.222	24	2	1:51.902	33.648	29.149	49.105	274.1	45:07.523				
156	2	1:51.959	33.574	29.334	49.051	275.5	5:05:26.181	25	2	1:51.783	33.772	29.093	48.918	274.8	46:59.306				
157	2	1:51.585	33.546	29.311	48.728	263.4	5:07:17.766	26	2	2:01.386 B	33.866	28.991	58.529	276.9	49:00.692				
158	2	1:51.638	33.384	29.241	49.013	264.7	5:09:09.404	27	2	2:49.164	1:30.023	29.416	49.725	272.0	51:49.856				
159	2	1:51.932	33.535	29.288	49.109	263.4	5:11:01.336	28	2	1:54.216	35.057	29.318	49.841	273.4	53:44.072				
160	2	1:52.333	33.737	29.267	49.329	262.8	5:12:53.669	29	2	1:52.509	33.949	29.354	49.206	272.7	55:36.581				
161	2	3:41.436 B	34.563	29.449	2:37.424	259.0	5:16:35.105	30	2	1:52.471	33.986	29.313	49.172	274.8	57:29.052				
162	2	2:08.695	50.100	29.000	49.595	278.4	5:18:43.800	31	2	1:52.342	33.812	29.217	49.313	276.2	59:21.394				
163	2	1:50.224	33.411	29.023	47.790	276.9	5:20:34.024	32	2	1:52.459	33.923	29.237	49.299	274.8	1:01:13.853				
164	2	1:50.986	33.701	28.915	48.370	279.1	5:22:25.010	33	2	1:52.401	33.989	29.366	49.046	275.5	1:03:06.254				
165	2	1:50.432	33.227	28.865	48.340	279.8	5:24:15.442	34	2	1:52.343	33.848	29.413	49.082	274.8	1:04:58.597				
166	2	1:50.319	33.284	28.889	48.146	279.1	5:26:05.761	35	2	1:52.110	34.084	29.245	48.781	274.1	1:06:50.707				
167	2	1:50.026	33.133	28.888	48.005	278.4	5:27:55.787	36	2	1:52.028	33.375	29.324	49.329	275.5	1:08:42.735				
168	2	1:49.933	33.023	28.964	47.946	279.1	5:29:45.720	37	2	1:52.533	33.860	29.284	49.389	274.1	1:10:35.268				
169	2	1:51.921	34.104	28.852	48.965	279.8	5:31:37.641	38	2	1:53.180	34.820	29.246	49.114	274.8	1:12:28.448				
170	2	1:51.116	33.433	29.040	48.643	278.4	5:33:28.757	39	2	1:52.979	34.200	29.422	49.357	276.2	1:14:21.427				
171	2	1:51.213	33.345	29.119	48.749	265.4	5:35:19.970	40	2	1:53.228	34.618	29.218	49.392	277.6	1:16:14.655				
172	2	1:51.675	33.424	28.959	49.292	264.1	5:37:11.645	41	2	1:52.713	33.942	28.929	49.842	277.6	1:18:07.368				
173	2	1:52.062	33.610	29.002	49.450	269.3	5:39:03.707	42	2	1:52.385	33.846	29.232	49.307	276.2	1:19:59.753				
174	2	1:52.070	33.507	29.132	49.431	267.3	5:40:55.777	43	2	1:51.645	33.774	29.001	48.870	276.2	1:21:51.398				
175	2	1:51.589	33.653	28.995	48.941	272.0	5:42:47.366	44	2	1:51.795	33.859	29.438	48.498	275.5	1:23:43.193				
176	2	1:51.844	33.674	29.077	49.093	269.3	5:44:39.210	45	2	1:52.124	33.873	29.343	48.908	273.4	1:25:35.317				
177	2	1:51.878	33.604	29.293	48.981	268.7	5:46:31.088	46	2	1:53.942	33.686	29.658	50.598	274.1	1:27:29.259				
178	2	1:51.846	33.717	29.065	49.064	257.1	5:48:22.934	47	2	1:52.518	34.074	29.254	49.190	274.8	1:29:21.777				
179	2	1:52.192	34.019	29.439	48.734	262.1	5:50:15.126	48	2	1:52.059	33.950	29.285	48.824	274.8	1:31:13.836				
180	2	1:51.678	33.625	29.294	48.759	257.8	5:52:06.804	49	2	1:52.007	33.725	29.192	49.090	274.8	1:33:05.843				
181	2	1:51.878	33.676	29.188	49.014	270.0	5:53:58.682	50	2	1:52.566	33.702	30.332	48.532	273.4	1:34:58.409				
182	2	1:52.123	33.895	29.214	49.014	267.3	5:55:50.805	51	2	1:51.917	33.711	29.208	48.998	277.6	1:36:50.326				
183	2	1:52.901	33.974	29.363	49.564	266.7	5:57:43.706	52	2	1:52.184	34.113	29.219	48.852	274.1	1:38:42.510				
184	2	1:52.040	33.724	29.303	49.013	270.7	5:59:35.746	53	2	1:51.631	33.752	29.213	48.666	272.7	1:40:34.141				
185	2	1:54.602	34.225	29.457	50.920	256.5	6:01:30.348	54	2	2:01.179 B	34.611	29.225	57.343	274.1	1:42:35.320				
								55	1	3:28.378	2:08.821	30.039	49.518	273.4	1:46:03.698				
								56	1	1:53.032	34.203	29.071	49.758	273.4	1:47:56.730				
								57	1	1:53.376	34.187	29.244	49.945	273.4	1:49:50.106				
								58	1	1:53.006	34.564	29.152	49.290	274.8	1:51:43.112				
								59	1	1:55.063	33.999	29.254	51.810	276.2	1:53:38.175				
								60	1	1:52.207	33.878	29.110	49.219	274.1	1:55:30.382				
								61	1	1:52.225	33.733	29.384	49.108	273.4	1:57:22.607				
								62	1	1:53.250	33.773	29.161	50.316	274.1	1:59:15.857				
								63	1	1:53.161	34.188	29.275	49.698	274.8	2:01:09.018				

**38** Jota  
1. Simon Dolan  
2. Sam Hancock

Zytek Z11SN - Nissan LM P2

1	2	1:58.768	38.162	30.616	49.990	272.7	1:58.768
2	2	1:52.503	34.265	29.127	49.111	276.2	3:51.271
3	2	1:52.543	34.290	29.103	49.150	273.4	5:43.814
4	2	1:52.445	34.087	29.118	49.240	273.4	7:36.259
5	2	1:52.228	34.093	29.015	49.120	275.5	9:28.487



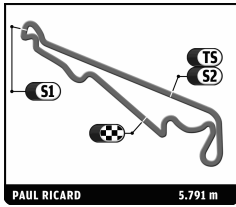


**ELMS**  
**6 HEURES DU CASTELLET**  
Race

Sector Analysis

							<span style="color: green;">■</span> Personal Best <span style="color: purple;">■</span> Session Best <span style="color: blue;">■</span> Crossing the finish line in pit lane								
Lap	D	Time	Sector 1	Sector 2	Sector 3	T. Spd	Elapsed	Lap	D	Time	Sector 1	Sector 2	Sector 3	T. Spd	Elapsed
64	1	1:53.259	34.189	29.110	49.960	274.1	2:03:02.277	122	2	1:50.350	33.201	28.853	48.296	279.1	3:55:37.002
65	1	1:52.545	33.766	29.115	49.664	274.1	2:04:54.822	123	2	1:50.772	33.804	28.987	47.981	274.8	3:57:27.774
66	1	1:53.365	34.165	28.957	50.243	273.4	2:06:48.187	124	2	1:51.059	33.270	28.736	49.053	278.4	3:59:18.833
67	1	1:52.911	34.311	29.193	49.407	274.1	2:08:41.098	125	2	1:50.836	33.641	29.230	47.965	275.5	4:01:09.669
68	1	1:54.953	35.225	30.284	49.444	272.7	2:10:36.051	126	2	1:51.168	33.564	28.995	48.609	277.6	4:03:00.837
69	1	1:52.930	34.532	28.973	49.425	276.2	2:12:28.981	127	2	1:50.400	33.269	28.973	48.158	276.2	4:04:51.237
70	1	1:54.167	34.523	30.234	49.410	272.7	2:14:23.148	128	2	1:50.222	33.405	28.880	47.937	276.2	4:06:41.459
71	1	1:54.037	35.114	29.237	49.686	272.7	2:16:17.185	129	2	1:50.708	33.286	28.912	48.510	276.9	4:08:32.167
72	1	1:53.720	34.757	29.535	49.428	272.0	2:18:10.905	130	2	1:50.557	33.791	28.903	47.863	275.5	4:10:22.724
73	1	1:54.840	34.675	29.153	51.012	274.1	2:20:05.745	131	2	1:50.250	33.289	28.788	48.173	276.2	4:12:12.974
74	1	1:52.209	33.903	29.234	49.072	273.4	2:21:57.954	132	2	1:50.821	33.360	28.945	48.516	276.9	4:14:03.795
75	1	1:52.085	33.492	29.250	49.343	273.4	2:23:50.039	133	2	2:34.903 <b>B</b>	33.363	28.828	1:32.712	276.9	4:16:38.698
76	1	1:52.284	33.882	29.143	49.259	272.7	2:25:42.323	134	1	27:42.143	...	29.733	50.489	272.0	4:44:20.841
77	1	1:53.003	34.356	29.234	49.413	274.1	2:27:35.326	135	1	1:52.971	34.040	29.686	49.245	273.4	4:46:13.812
78	1	1:52.200	33.806	29.302	49.092	273.4	2:29:27.526	136	1	1:51.794	33.951	29.082	48.761	273.4	4:48:05.606
79	1	1:52.853	33.740	29.276	49.837	273.4	2:31:20.379	137	1	1:51.786	33.556	29.004	49.226	273.4	4:49:57.392
80	1	1:54.550	35.202	29.450	49.898	271.4	2:33:14.929	138	1	1:52.173	34.540	29.131	48.502	273.4	4:51:49.565
81	1	2:01.657 <b>B</b>	34.244	29.333	58.080	272.7	2:35:16.586	139	1	1:51.471	33.555	29.229	48.687	275.5	4:53:41.036
82	1	2:49.828	1:30.469	29.692	49.667	272.7	2:38:06.414	140	1	1:52.167	33.738	29.222	49.207	275.5	4:55:33.203
83	1	1:54.313	34.524	29.416	50.373	272.0	2:40:00.727	141	1	1:51.417	33.499	29.098	48.820	275.5	4:57:24.620
84	1	1:54.362	34.331	29.372	50.659	274.8	2:41:55.089	142	1	1:54.134	33.754	29.059	51.321	275.5	4:59:18.754
85	1	1:52.736	34.161	29.371	49.204	272.0	2:43:47.825	143	1	1:52.055	33.818	29.354	48.883	274.1	5:01:10.809
86	1	1:52.613	33.984	29.361	49.268	272.7	2:45:40.438	144	1	1:52.193	34.079	29.142	48.972	273.4	5:03:03.002
87	1	1:54.611	35.031	29.703	49.877	274.1	2:47:35.049	145	1	1:54.288	34.382	30.280	49.626	275.5	5:04:57.290
88	1	1:54.843	34.706	29.660	50.477	272.7	2:49:29.892	146	1	1:53.565	34.174	29.151	50.240	274.8	5:06:50.855
89	1	1:55.524	34.534	29.467	51.523	275.5	2:51:25.416	147	1	1:52.429	34.136	29.081	49.212	274.8	5:08:43.284
90	1	1:54.500	34.672	29.282	50.546	276.9	2:53:19.916	148	1	1:52.988	34.396	29.128	49.464	274.1	5:10:36.272
91	1	1:55.919	34.712	30.007	51.200	276.9	2:55:15.835	149	1	1:52.204	34.087	29.179	48.938	274.8	5:12:28.476
92	1	1:53.431	34.294	29.267	49.870	274.1	2:57:09.266	150	1	1:52.433	34.032	29.128	49.273	276.2	5:14:20.909
93	1	1:53.776	34.440	29.364	49.972	275.5	2:59:03.042	151	1	1:53.758	34.009	29.044	50.705	276.9	5:16:14.667
94	1	1:55.350	34.185	29.176	51.989	276.9	3:00:58.392	152	1	1:53.116	34.398	29.133	49.585	274.8	5:18:07.783
95	1	1:57.482	35.086	29.250	53.146	277.6	3:02:55.874	153	1	2:08.806 <b>B</b>	34.121	29.232	1:05.453	274.1	5:20:16.589
96	1	1:53.946	34.324	29.230	50.392	276.9	3:04:49.820	154	1	2:10.131	50.761	29.254	50.116	274.1	5:22:26.720
97	1	1:57.424	36.187	30.837	50.400	274.1	3:06:47.244	155	1	1:53.263	34.005	29.593	49.665	274.1	5:24:19.983
98	1	1:53.064	34.134	29.284	49.646	273.4	3:08:40.308	156	1	1:53.080	34.041	29.121	49.918	275.5	5:26:13.063
99	1	1:53.314	34.152	29.269	49.893	273.4	3:10:33.622	157	1	1:53.179	34.508	29.160	49.511	273.4	5:28:26.242
100	1	1:54.632	34.396	29.232	51.004	274.1	3:12:28.254	158	1	1:53.453	34.723	29.463	49.267	273.4	5:29:59.695
101	1	1:52.875	34.045	29.143	49.687	274.1	3:14:21.129	159	1	2:01.501 <b>B</b>	34.013	29.254	58.234	274.8	5:32:01.196
102	1	1:53.392	34.289	29.324	49.779	273.4	3:16:14.521	160	1	2:38.896	1:19.142	29.499	50.255	273.4	5:34:40.092
103	1	1:52.826	34.111	29.372	49.343	273.4	3:18:07.347	161	1	1:53.168	34.143	29.366	49.659	273.4	5:36:33.260
104	1	1:54.596	35.275	29.431	49.890	273.4	3:20:01.943	162	1	1:52.988	34.610	29.221	49.157	275.5	5:38:26.248
105	1	1:53.006	34.376	29.227	49.403	273.4	3:21:54.949	163	1	1:52.863	34.269	29.203	49.391	275.5	5:40:19.111
106	1	1:52.832	34.164	29.173	49.495	273.4	3:23:47.781	164	1	1:53.996	34.471	29.225	50.300	275.5	5:42:13.107
107	1	1:52.726	34.050	29.164	49.512	273.4	3:25:40.507	165	1	1:54.204	34.266	29.337	50.601	276.2	5:44:07.311
108	1	2:02.544 <b>B</b>	34.641	29.306	58.597	273.4	3:27:43.051	166	1	1:53.674	34.399	29.240	50.035	275.5	5:46:00.985
109	1	3:24.022	2:05.416	29.251	49.355	275.5	3:31:07.073	167	1	1:53.022	34.162	29.201	49.659	274.8	5:47:54.007
110	1	1:52.893	34.337	29.258	49.298	274.1	3:32:59.966	168	1	1:52.784	34.011	29.078	49.695	274.8	5:49:46.791
111	1	1:51.158	33.626	29.128	48.404	274.1	3:34:51.124	169	1	1:54.123	34.455	29.093	50.575	276.2	5:51:40.914
112	1	1:50.261	33.320	28.981	47.960	274.8	3:36:41.385	170	1	1:53.223	34.257	29.276	49.690	275.5	5:53:34.137
113	1	1:50.370	33.300	28.990	48.080	274.8	3:38:31.755	171	1	1:54.790	34.457	29.128	51.205	276.9	5:55:28.927
114	1	1:50.058	33.192	28.866	48.000	276.2	3:40:21.813	172	1	1:53.527	34.435	29.344	49.748	274.1	5:57:22.454
115	1	1:50.885	33.461	29.018	48.406	276.9	3:42:12.698	173	1	1:54.542	34.780	29.322	50.440	274.8	5:59:16.996
116	1	1:50.302	33.368	28.883	48.051	276.9	3:44:03.000	174	1	1:54.741	34.799	29.291	50.651	274.8	6:01:11.737
117	1	1:51.060	33.118	28.963	48.979	276.9	3:45:54.060								
118	1	1:50.549	33.332	28.890	48.327	276.9	3:47:44.609								
119	1	1:59.205 <b>B</b>	33.203	28.986	57.016	276.2	3:49:43.814								
120	2	2:12.121	54.491	28.895	48.735	276.9	3:51:55.935								
121	2	1:50.717	33.632	28.947	48.138	275.5	3:53:46.652								

40	<b>Boutsen Ginion Racing</b>		Formula Le Mans - Oreca - 09				
	1. Thomas Dagoneau	3. Jean Marc Merlin					
	2. Massimo Vignali						
1	2	2:03.383	40.061	30.964	52.358	265.4	2:03.383

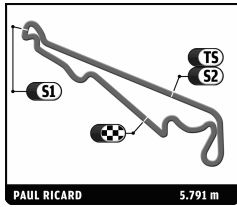


**ELMS**  
**6 HEURES DU CASTELLET**  
Race

Sector Analysis

							Personal Best		Session Best		B Crossing the finish line in pit lane						
Lap	D	Time	Sector 1	Sector 2	Sector 3	T. Spd	Elapsed	Lap	D	Time	Sector 1	Sector 2	Sector 3	T. Spd	Elapsed		
2	2	2:00.463	36.145	30.686	53.632	262.8	4:03.846	60	1	2:03.149	37.677	31.027	54.445	263.4	2:05:32.119		
3	2	1:59.283	36.074	30.701	52.508	262.1	6:03.129	61	1	2:02.050	38.082	30.971	52.997	262.8	2:07:34.169		
4	2	1:58.361	36.062	30.622	51.677	262.1	8:01.490	62	1	2:02.821	38.815	31.125	52.881	263.4	2:09:36.990		
5	2	1:58.202	35.959	30.688	51.555	262.1	9:59.692	63	1	2:00.963	37.189	30.792	52.982	263.4	2:11:37.953		
6	2	1:58.408	35.954	30.645	51.809	262.1	11:58.100	64	1	2:01.268	37.248	31.339	52.681	262.8	2:13:39.221		
7	2	1:58.244	35.749	30.590	51.905	262.8	13:56.344	65	1	1:59.551	36.740	30.626	52.185	263.4	2:15:38.772		
8	2	1:59.249	35.973	30.789	52.487	262.1	15:55.593	66	1	2:00.447	36.660	30.736	53.051	262.1	2:17:39.219		
9	2	1:57.946	35.764	30.640	51.542	260.9	17:53.539	67	1	2:49.483 B	36.239	30.711	1:42.533	263.4	2:20:28.702		
10	2	1:58.503	35.993	30.666	51.844	261.5	19:52.042	68	1	4:30.922	3:02.620	32.035	56.267	257.8	2:24:59.624		
11	2	1:58.423	35.684	30.614	52.125	261.5	21:50.465	69	1	2:01.262	37.808	30.823	52.631	264.1	2:27:00.886		
12	2	1:58.843	35.851	30.682	52.310	262.1	23:49.308	70	1	1:59.541	36.657	30.623	52.261	264.1	2:29:00.427		
13	2	1:57.994	35.658	30.564	51.772	260.9	25:47.302	71	1	2:00.738	37.004	30.786	52.948	263.4	2:31:01.165		
14	2	1:58.711	35.751	30.767	52.193	261.5	27:46.013	72	1	1:59.957	36.896	30.638	52.423	263.4	2:33:01.122		
15	2	1:58.928	36.001	30.587	52.340	263.4	29:44.941	73	1	1:58.780	35.906	30.735	52.139	261.5	2:34:59.902		
16	2	1:59.292	37.045	30.581	51.666	263.4	31:44.233	74	1	1:59.450	36.161	30.537	52.752	264.1	2:36:59.352		
17	2	1:57.536	35.417	30.384	51.735	264.7	33:41.769	75	1	1:58.752	35.991	30.626	52.135	263.4	2:38:58.104		
18	2	1:57.936	35.548	30.587	51.801	264.7	35:39.705	76	1	1:59.435	36.618	30.508	52.309	264.1	2:40:57.539		
19	2	1:57.794	35.600	30.470	51.724	264.1	37:37.499	77	1	2:02.262	37.140	30.896	54.226	265.4	2:42:59.801		
20	2	1:58.477	36.148	30.454	51.875	264.1	39:35.976	78	1	2:02.218	36.476	30.521	55.221	263.4	2:45:02.019		
21	2	1:57.732	35.784	30.554	51.394	264.1	41:33.708	79	1	2:00.931	36.474	30.575	53.882	265.4	2:47:02.950		
22	2	1:57.682	35.604	30.471	51.607	262.8	43:31.390	80	1	2:00.458	36.055	30.521	53.882	265.4	2:49:03.408		
23	2	1:58.646	35.966	30.475	52.205	262.8	45:30.036	81	1	1:59.988	36.432	30.574	52.982	266.7	2:51:03.396		
24	2	1:58.176	35.742	30.708	51.726	262.8	47:28.212	82	1	1:58.785	36.139	30.463	52.183	263.4	2:53:02.181		
25	2	2:08.031 B	36.025	30.472	1:01.534	263.4	49:36.243	83	1	2:00.219	36.114	30.579	53.526	265.4	2:55:02.400		
26	2	3:03.031	1:39.345	30.781	52.905	264.7	52:39.274	84	1	1:58.518	35.947	30.563	52.008	262.1	2:57:00.918		
27	2	1:59.526	36.332	30.699	52.495	262.1	54:38.800	85	1	1:58.418	35.932	30.635	51.851	263.4	2:58:59.336		
28	2	1:59.306	36.670	30.513	52.123	265.4	56:38.106	86	1	1:59.507	36.037	30.657	52.813	263.4	3:00:58.843		
29	2	1:59.625	36.352	30.598	52.675	263.4	58:37.731	87	1	1:59.644	35.996	31.024	52.624	264.7	3:02:58.487		
30	2	2:00.108	35.598	30.500	54.010	252.9	1:00:37.839	88	1	2:00.690	36.322	30.416	53.952	266.7	3:04:59.177		
31	2	1:59.021	35.913	30.663	52.445	262.1	1:02:36.860	89	1	1:58.635	36.106	30.255	52.274	267.3	3:06:57.812		
32	2	1:59.425	36.218	30.748	52.459	262.1	1:04:36.285	90	1	1:59.418	36.076	30.265	53.077	268.0	3:08:57.230		
33	2	1:58.927	36.292	30.632	52.003	262.1	1:06:35.212	91	1	2:01.010	36.612	30.366	54.032	270.0	3:10:58.240		
34	2	1:58.181	35.899	30.554	51.728	266.7	1:08:33.393	92	1	1:59.375	36.363	30.515	52.497	266.7	3:12:57.615		
35	2	2:01.002	36.175	30.627	54.200	262.8	1:10:34.395	93	1	2:00.068	36.740	30.944	52.384	266.0	3:14:57.683		
36	2	1:59.404	36.335	30.636	52.433	262.8	1:12:33.799	94	1	2:11.754 B	36.503	30.931	1:04.320	262.8	3:17:09.437		
37	2	1:58.959	36.057	30.620	52.282	262.8	1:14:32.758	95	3	42:30.921	...	32.121	54.169	260.2	3:59:40.358		
38	2	1:58.371	35.962	30.478	51.931	264.7	1:16:31.129	96	3	2:00.903	36.641	31.163	53.099	260.9	4:01:41.261		
39	2	1:58.067	35.671	30.476	51.920	262.8	1:18:29.196	97	3	2:01.385	37.155	31.072	53.158	261.5	4:03:42.646		
40	2	1:58.223	35.848	30.717	51.658	262.8	1:20:27.419	98	3	2:00.353	36.610	30.793	52.950	262.1	4:05:42.999		
41	2	1:59.300	35.770	30.504	53.026	264.7	1:22:26.719	99	3	1:59.908	36.350	30.750	52.808	262.8	4:07:42.907		
42	2	1:58.199	35.633	30.627	51.939	262.8	1:24:24.918	100	3	2:00.609	37.239	30.705	52.665	263.4	4:09:43.516		
43	2	1:58.222	35.900	30.502	51.820	262.8	1:26:23.140	101	3	2:01.155	36.706	30.716	53.733	264.1	4:11:44.671		
44	2	1:58.766	35.911	30.568	52.287	260.2	1:28:21.906	102	3	2:00.041	36.416	30.649	52.976	263.4	4:13:44.712		
45	2	1:59.207	36.019	31.476	51.712	263.4	1:30:21.113	103	3	1:59.502	36.069	30.575	52.858	262.8	4:15:44.214		
46	2	1:58.236	35.992	30.534	51.710	266.0	1:32:19.349	104	3	1:59.288	36.084	30.573	52.631	262.8	4:17:43.502		
47	2	1:58.846	36.495	30.429	51.922	265.4	1:34:18.195	105	3	1:59.064	35.881	30.575	52.608	263.4	4:19:42.566		
48	2	2:00.007	36.349	30.403	53.255	267.3	1:36:18.202	106	3	1:59.068	36.074	30.395	52.599	266.0	4:21:41.634		
49	2	1:57.843	35.541	30.391	51.911	262.8	1:38:16.045	107	3	1:59.202	36.090	30.451	52.661	263.4	4:23:40.836		
50	2	1:58.866	36.141	30.622	52.103	263.4	1:40:14.911	108	3	1:59.698	35.851	30.556	53.291	262.8	4:25:40.534		
51	2	1:59.240	36.026	30.649	52.565	264.7	1:42:14.151	109	3	1:58.699	35.899	30.565	52.235	262.1	4:27:39.233		
52	2	1:59.073	36.134	30.420	52.519	264.7	1:44:13.224	110	3	1:58.643	35.766	30.586	52.291	262.8	4:29:37.876		
53	2	1:58.204	35.800	30.494	51.910	263.4	1:46:11.428	111	3	1:58.361	35.636	30.456	52.269	263.4	4:31:36.237		
54	2	2:07.784 B	35.829	30.451	1:01.504	263.4	1:48:19.212										
55	1	6:53.819	5:26.687	31.987	55.145	262.1	1:55:13.031										
56	1	2:02.866	37.713	31.652	53.501	262.8	1:57:15.897										
57	1	2:00.539	36.357	30.848	53.334	263.4	1:59:16.436										
58	1	1:59.828	36.186	30.948	52.694	264.1	2:01:16.264										
59	1	2:12.706	36.380	30.771	1:05.555	264.7	2:03:28.970										

<b>42</b>	<b>Curtis Racing Technologies</b>	Formula Le Mans - Oreca - 09					
	1 John Hartshorne	3.Alex Kapadia					
	2.Phil Keen	LM PC					
1	2	2:03.700	40.426	30.938	52.336	268.7	2:03.700
2	2	1:58.240	36.187	30.340	51.713	263.4	4:01.940



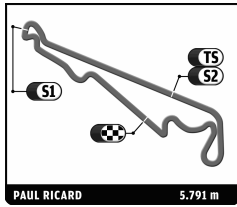
## ELMS 6 HEURES DU CASTELLET

Race

### Sector Analysis

							Personal Best		Session Best		B Crossing the finish line in pit lane						
Lap	D	Time	Sector 1	Sector 2	Sector 3	T. Spd	Elapsed	Lap	D	Time	Sector 1	Sector 2	Sector 3	T. Spd	Elapsed		
3	2	1:56.418	35.701	30.346	50.371	265.4	5:58.358	61	1	2:01.666	36.911	30.784	53.971	264.1	2:03:56.789		
4	2	1:55.520	35.038	30.182	50.300	264.1	7:53.878	62	1	2:00.770	36.607	30.803	53.360	262.8	2:05:57.559		
5	2	1:55.005	34.710	30.102	50.193	265.4	9:48.883	63	1	2:02.386	36.951	30.913	54.522	263.4	2:07:59.945		
6	2	1:55.021	34.515	30.217	50.289	265.4	11:43.904	64	1	2:01.314	36.746	30.742	53.826	264.1	2:10:01.259		
7	2	1:54.786	34.573	30.141	50.072	265.4	13:38.690	65	1	2:01.785	36.590	30.766	54.429	264.7	2:12:03.044		
8	2	1:55.057	34.630	30.285	50.142	264.1	15:33.747	66	1	2:02.034	37.101	30.839	54.094	263.4	2:14:05.078		
9	2	1:54.914	34.653	30.125	50.136	264.1	17:28.661	67	1	2:01.236	36.434	30.767	54.035	262.1	2:16:06.314		
10	2	1:54.745	34.671	30.069	50.005	264.1	19:23.406	68	1	2:00.896	36.495	30.733	53.668	262.8	2:18:07.210		
11	2	1:55.018	34.690	30.102	50.226	266.0	21:18.424	69	1	2:01.924	36.398	30.640	54.886	263.4	2:20:09.134		
12	2	1:55.015	34.817	30.072	50.126	265.4	23:13.439	70	1	2:01.807	36.491	30.755	54.561	266.0	2:22:10.941		
13	2	1:55.242	34.813	30.117	50.312	264.1	25:08.681	71	1	2:01.818	36.362	30.670	54.786	263.4	2:24:12.759		
14	2	1:55.391	34.795	30.235	50.361	264.1	27:04.072	72	1	2:00.508	36.253	30.648	53.607	263.4	2:26:13.267		
15	2	1:54.959	34.811	30.164	49.984	266.7	28:59.031	73	1	2:01.892	36.251	30.778	54.863	263.4	2:28:15.159		
16	2	1:55.388	34.908	30.076	50.404	266.7	30:54.419	74	1	2:01.351	36.961	30.534	53.856	266.7	2:30:16.510		
17	2	1:55.136	34.973	29.997	50.166	264.7	32:49.555	75	1	2:00.319	36.210	30.426	53.683	266.0	2:32:16.829		
18	2	1:55.043	34.841	30.150	50.052	264.7	34:44.598	76	1	3:13.431 B	36.031	30.522	2:06.878	264.1	2:35:30.260		
19	2	1:54.866	34.799	29.833	50.234	269.3	36:39.464	77	1	2:18.626	53.383	30.783	54.460	262.8	2:37:48.886		
20	2	1:56.563	34.700	30.067	51.796	268.0	38:36.027	78	1	2:05.499	37.197	32.176	56.126	262.1	2:39:54.385		
21	2	1:54.748	34.726	30.055	49.967	266.0	40:30.775	79	1	2:03.973	37.721	31.512	54.740	261.5	2:41:58.358		
22	2	1:54.675	34.669	30.065	49.941	266.7	42:25.450	80	1	2:02.758	37.108	30.940	54.710	261.5	2:44:01.116		
23	2	1:54.758	34.879	29.826	50.053	267.3	44:20.208	81	1	2:01.026	36.222	30.627	54.177	262.8	2:46:02.142		
24	2	3:04.748 B	34.862	29.972	1:59.914	270.7	47:24.956	82	1	2:01.838	36.508	30.942	54.388	262.1	2:48:03.980		
25	2	2:13.205	51.773	30.345	51.087	264.7	49:38.161	83	1	2:01.158	36.568	30.892	53.698	262.1	2:50:05.138		
26	2	1:57.499	35.299	30.382	51.818	263.4	51:35.660	84	1	2:01.283	36.583	30.769	53.931	263.4	2:52:06.421		
27	2	1:55.752	35.046	30.276	50.430	264.7	53:31.412	85	1	2:02.196	36.672	30.718	54.806	264.1	2:54:08.617		
28	2	1:55.869	34.909	30.347	50.613	264.7	55:27.281	86	1	2:02.420	37.200	30.894	54.326	264.1	2:56:11.037		
29	2	1:56.019	34.960	30.171	50.888	266.0	57:23.300	87	1	2:02.065	36.642	30.716	54.707	263.4	2:58:13.102		
30	2	1:55.952	35.086	30.263	50.603	265.4	59:19.252	88	1	2:01.990	36.574	30.801	54.615	262.8	3:00:15.092		
31	2	1:57.805	35.015	30.382	52.408	264.1	1:01:17.057	89	1	2:04.470	37.460	30.845	56.165	263.4	3:02:19.562		
32	2	1:56.811	35.529	30.411	50.871	264.7	1:03:13.868	90	1	2:01.738	36.660	30.682	54.396	266.7	3:04:21.300		
33	2	1:57.153	35.392	30.715	51.046	264.1	1:05:11.021	91	1	2:02.163	36.707	30.576	54.880	268.7	3:06:23.463		
34	2	1:55.983	35.134	30.303	50.546	265.4	1:07:07.004	92	1	2:02.002	36.683	30.696	54.623	263.4	3:08:25.465		
35	2	1:56.240	35.424	30.294	50.522	264.1	1:09:03.244	93	1	2:01.925	36.595	30.693	54.637	264.1	3:10:27.390		
36	2	1:55.600	34.986	30.242	50.372	264.1	1:10:58.844	94	1	2:03.259	37.164	30.892	55.203	264.7	3:12:30.649		
37	2	1:55.610	35.125	30.166	50.319	264.1	1:12:54.454	95	1	2:02.190	36.699	30.821	54.670	265.4	3:14:32.839		
38	2	1:55.409	35.132	30.112	50.165	264.7	1:14:49.863	96	1	2:03.544	37.090	31.085	55.369	262.1	3:16:36.383		
39	2	1:55.207	34.813	30.076	50.318	265.4	1:16:45.070	97	1	2:03.099	36.819	31.366	54.914	261.5	3:18:39.482		
40	2	1:55.585	34.911	30.028	50.646	266.0	1:18:40.655	98	1	2:02.032	36.837	30.669	54.526	263.4	3:20:41.514		
41	2	1:55.021	34.811	30.107	50.103	265.4	1:20:35.676	99	1	2:02.028	36.646	30.640	54.742	264.7	3:22:43.542		
42	2	1:55.623	35.162	30.184	50.277	266.0	1:22:31.299	100	1	2:02.675	37.228	30.706	54.741	263.4	3:24:46.217		
43	2	1:56.830	35.118	31.160	50.552	264.1	1:24:28.129	101	1	2:02.567	37.457	30.760	54.350	264.7	3:26:48.784		
44	2	1:55.634	35.183	30.109	50.342	265.4	1:26:23.763	102	1	4:46.370 B	37.248	30.974	3:38.148	261.5	3:31:35.154		
45	2	1:56.359	35.597	30.115	50.647	267.3	1:28:20.122	103	3	2:17.205	54.465	30.476	52.264	264.7	3:33:52.359		
46	2	1:56.815	36.084	30.168	50.563	266.0	1:30:16.937	104	3	1:58.147	35.655	30.164	52.328	266.0	3:35:50.506		
47	2	1:57.542	35.008	29.978	52.556	269.3	1:32:14.479	105	3	1:56.688	35.361	30.268	51.059	264.1	3:37:47.194		
48	2	1:57.735	35.651	31.068	51.016	264.1	1:34:12.214	106	3	1:56.465	35.163	30.298	51.004	264.7	3:39:43.659		
49	2	1:57.158	35.193	30.376	51.589	267.3	1:36:09.372	107	3	1:56.238	35.088	30.240	50.910	264.1	3:41:39.897		
50	2	1:56.453	35.312	30.507	50.634	264.7	1:38:05.825	108	3	1:56.379	35.120	30.018	51.241	264.7	3:43:36.276		
51	2	4:47.686 B	35.266	30.222	3:42.198	264.1	1:42:53.511	109	3	1:58.781	36.130	31.208	51.443	264.1	3:45:35.057		
52	1	2:23.214	55.766	31.491	55.957	262.8	1:45:16.725	110	3	1:57.220	35.216	30.290	51.714	264.1	3:47:32.277		
53	1	2:03.277	37.079	30.854	55.344	264.7	1:47:20.002	111	3	1:55.789	34.899	30.163	50.727	265.4	3:49:28.066		
54	1	2:08.361	39.098	32.190	57.073	264.7	1:49:28.363	112	3	1:56.251	34.691	30.150	51.410	265.4	3:51:24.317		
55	1	2:06.663	38.061	31.354	57.248	265.4	1:51:35.026	113	3	1:55.864	34.847	30.157	50.860	264.7	3:53:20.181		
56	1	2:06.954	38.639	32.114	56.201	264.7	1:53:41.980	114	3	1:57.742	35.375	30.834	51.533	266.7	3:55:17.923		
57	1	2:05.164	37.957	31.536	55.671	263.4	1:55:47.144	115	3	1:56.125	35.185	29.927	51.013	267.3	3:57:14.048		
58	1	2:02.310	36.985	31.081	54.244	262.1	1:57:49.454	116	3	1:56.229	35.325	30.176	50.728	266.7	3:59:10.277		
59	1	2:03.462	37.338	31.045	55.079	266.7	1:59:52.916	117	3	1:55.919	34.898	29.979	51.042	266.7	4:01:06.196		
60	1	2:02.207	37.029	30.838	54.340	263.4	2:01:55.123	118	3	1:56.173	34.744	30.152	51.277	264.7	4:03:02.369		

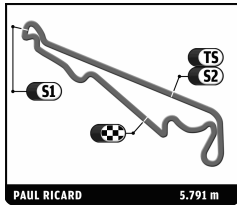




**ELMS**  
**6 HEURES DU CASTELLET**  
Race

Sector Analysis

Lap	D	Time	Sector 1	Sector 2	Sector 3	T. Spd	Elapsed	Lap	D	Time	Sector 1	Sector 2	Sector 3	T. Spd	Elapsed				
119	3	1:55.720	35.103	30.104	50.513	266.7	4:04:58.089	177	2	2:03.377	36.629	32.028	54.720	241.6	6:01:51.272				
120	3	1:56.207	35.414	30.041	50.752	268.0	4:06:54.296	<div style="border: 1px solid black; padding: 5px;"> <b>44</b> <b>Extreme Limite Aric</b>                      1. Fabien Rosier                      2. Philippe Thirion                 </div>							Norma M200P - Judd LM P2				
121	3	1:56.295	35.544	29.970	50.781	266.7	4:08:50.591												
122	3	1:56.412	35.622	30.267	50.523	267.3	4:10:47.003	1	1	2:05.863	42.875	30.584	52.404	273.4	2:05.863				
123	3	1:56.095	34.747	30.227	51.121	265.4	4:12:43.098	2	1	1:56.380	34.605	29.847	51.928	260.2	4:02.243				
124	3	1:55.877	34.771	30.043	51.063	266.7	4:14:38.975	3	1	1:53.938	34.391	29.695	49.852	266.7	5:56.181				
125	3	1:57.337	35.999	30.641	50.697	264.7	4:16:36.312	4	1	1:53.440	33.946	29.735	49.759	267.3	7:49.621				
126	3	1:55.264	34.890	30.079	50.295	264.7	4:18:31.576	5	1	1:53.776	34.409	29.738	49.629	267.3	9:43.397				
127	3	1:55.610	34.885	30.047	50.678	267.3	4:20:27.186	6	1	1:53.662	34.048	29.877	49.737	266.7	11:37.059				
128	3	1:55.067	<b>34.505</b>	30.040	50.522	267.3	4:22:22.253	7	1	1:54.094	34.291	29.927	49.876	267.3	13:31.153				
129	3	3:34.725 <b>B</b>	34.834	30.015	2:29.876	269.3	4:25:56.978	8	1	1:54.106	34.174	30.109	49.823	266.7	15:25.259				
130	3	2:19.724	55.676	30.736	53.312	264.7	4:28:16.702	9	1	1:54.236	34.288	29.914	50.034	268.0	17:19.495				
131	3	1:59.777	35.972	30.417	53.388	265.4	4:30:16.479	10	1	1:54.679	34.552	30.046	50.081	267.3	19:14.174				
132	3	1:58.402	35.759	30.385	52.258	264.1	4:32:14.881	11	1	1:54.301	34.303	29.987	50.011	267.3	21:08.475				
133	3	1:57.364	35.211	30.177	51.976	266.0	4:34:12.245	12	1	1:54.193	34.194	29.970	50.029	268.0	23:02.668				
134	3	1:57.663	35.551	30.273	51.839	264.1	4:36:09.908	13	1	1:53.897	34.209	29.941	49.747	267.3	24:56.565				
135	3	1:56.633	35.431	30.311	50.891	263.4	4:38:06.541	14	1	1:53.534	34.045	29.913	49.576	267.3	26:50.099				
136	3	1:57.963	36.035	30.201	51.727	265.4	4:40:04.504	15	1	1:54.275	34.790	29.965	49.520	268.0	28:44.374				
137	3	1:55.972	34.867	30.196	50.909	263.4	4:42:00.476	16	1	1:55.262	34.040	29.783	51.439	269.3	30:39.636				
138	3	1:56.158	34.863	30.293	51.002	264.7	4:43:56.634	17	1	1:55.003	35.199	29.723	50.081	270.0	32:34.639				
139	3	1:57.167	35.570	29.994	51.603	268.7	4:45:53.801	18	1	1:54.445	34.416	29.608	50.421	274.8	34:29.084				
140	3	1:59.592	35.465	30.090	54.037	266.7	4:47:53.393	19	1	1:53.795	34.140	29.795	49.860	270.0	36:22.879				
141	3	1:57.207	35.723	30.280	51.204	265.4	4:49:50.600	20	1	1:54.428	34.150	29.588	50.690	273.4	38:17.307				
142	3	1:55.829	34.950	30.127	50.752	265.4	4:51:46.429	21	1	1:54.793	34.778	29.872	50.143	270.0	40:12.100				
143	3	1:57.662	36.080	30.337	51.245	265.4	4:53:44.091	22	1	1:54.498	34.526	29.907	50.065	268.0	42:06.598				
144	3	1:55.674	34.793	30.166	50.715	265.4	4:55:39.765	23	1	1:53.827	33.956	29.939	49.932	267.3	44:00.425				
145	3	1:55.956	35.001	30.258	50.697	264.7	4:57:35.721	24	1	2:39.273 <b>B</b>	34.236	29.986	1:35.051	255.3	46:39.698				
146	3	1:57.198	34.823	30.389	51.986	265.4	4:59:32.919	25	1	2:13.869	51.484	30.115	52.270	272.0	48:53.567				
147	3	1:57.936	35.905	30.315	51.716	266.7	5:01:30.855	26	1	1:55.674	35.030	29.836	50.808	272.7	50:49.241				
148	3	1:56.667	35.435	30.141	51.091	265.4	5:03:27.522	27	1	1:54.749	34.367	30.022	50.360	267.3	52:43.990				
149	3	1:55.966	34.956	29.984	51.026	269.3	5:05:23.488	28	1	1:55.278	34.731	30.047	50.500	270.0	54:39.268				
150	3	1:57.383	35.508	30.688	51.187	266.0	5:07:20.871	29	1	1:57.221	35.639	29.975	51.607	269.3	56:36.489				
151	3	1:56.125	34.929	30.318	50.878	264.1	5:09:16.996	30	1	1:55.430	34.924	30.159	50.347	269.3	58:31.919				
152	3	1:56.149	34.942	30.433	50.774	266.0	5:11:13.145	31	1	1:56.598	34.689	29.868	52.041	270.0	1:00:28.517				
153	3	1:57.045	36.070	30.342	50.633	266.0	5:13:10.190	32	1	1:55.678	35.183	29.977	50.518	270.0	1:02:24.195				
154	3	1:55.914	34.664	30.054	51.196	266.7	5:15:06.104	33	1	1:56.217	35.374	30.105	50.738	267.3	1:04:20.412				
155	3	1:56.396	34.869	30.040	51.487	269.3	5:17:02.500	34	1	1:55.680	34.722	29.800	51.158	271.4	1:06:16.092				
156	3	3:31.260 <b>B</b>	35.398	30.358	2:25.504	266.7	5:20:33.760	35	1	1:56.190	35.312	30.050	50.828	267.3	1:08:12.282				
157	2	2:15.625	53.254	30.678	51.693	264.1	5:22:49.385	36	1	1:55.784	34.733	30.055	50.996	270.0	1:10:08.066				
158	2	1:58.363	36.077	30.691	51.595	266.0	5:24:47.748	37	1	1:56.142	35.000	30.223	50.919	272.0	1:12:04.208				
159	2	1:56.650	35.480	30.319	50.851	264.7	5:26:44.398	38	1	1:55.698	34.809	29.912	50.977	268.7	1:13:59.906				
160	2	1:56.271	35.045	30.507	50.719	265.4	5:28:40.669	39	1	1:55.765	34.729	29.976	51.060	267.3	1:15:55.671				
161	2	1:55.880	35.117	30.175	50.588	264.7	5:30:36.549	40	1	1:55.943	34.571	30.091	51.281	268.7	1:17:51.614				
162	2	1:55.735	35.027	30.204	50.504	266.0	5:32:32.284	41	1	1:57.533	35.265	30.202	52.066	269.3	1:19:49.147				
163	2	1:55.666	34.962	30.242	50.462	264.7	5:34:27.950	42	1	1:57.050	35.593	30.109	51.348	268.7	1:21:46.197				
164	2	1:55.582	34.915	30.185	50.482	266.7	5:36:23.532	43	1	1:56.776	34.938	30.115	51.723	267.3	1:23:42.973				
165	2	1:55.535	34.968	30.181	50.386	267.3	5:38:19.067	44	1	1:57.514	35.438	30.099	51.977	268.7	1:25:40.487				
166	2	1:56.651	35.136	30.417	51.098	270.0	5:40:15.718	45	1	1:57.119	35.274	30.467	51.378	270.7	1:27:37.606				
167	2	1:56.102	35.357	30.084	50.661	266.7	5:42:11.820	46	1	1:57.051	35.004	30.088	51.959	267.3	1:29:34.657				
168	2	1:56.434	35.012	30.156	51.266	271.4	5:44:08.254	47	1	1:56.318	34.545	30.194	51.579	268.0	1:31:30.975				
169	2	1:55.575	35.015	30.053	50.507	266.7	5:46:03.829	48	1	1:57.049	35.241	30.035	51.773	268.0	1:33:28.024				
170	2	1:55.643	34.968	30.122	50.553	266.7	5:47:59.472	49	1	1:57.927	35.958	30.235	51.734	266.7	1:35:25.951				
171	2	1:55.901	35.065	30.159	50.677	264.7	5:49:55.373	50	1	6:32.918 <b>B</b>	34.645	30.641	5:27.632	248.3	1:41:58.869				
172	2	1:56.670	35.188	30.350	51.132	259.6	5:51:52.043	51	2	2:24.809	59.764	31.460	53.585	259.0	1:44:23.678				
173	2	1:57.067	35.386	30.505	51.176	259.0	5:53:49.110	52	2	1:59.000	35.250	30.306	53.444	269.3	1:46:22.678				
174	2	1:59.205	35.295	30.511	53.399	259.0	5:55:48.315	53	2	2:01.238	36.519	30.332	54.387	268.0	1:48:23.916				
175	2	1:58.965	35.672	30.893	52.400	258.4	5:57:47.280												
176	2	2:00.615	35.520	31.367	53.728	244.9	5:59:47.895												

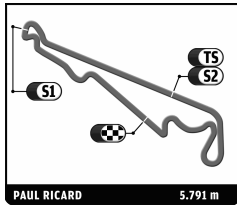


**ELMS**  
**6 HEURES DU CASTELLET**  
Race

Sector Analysis

							<span style="color: green;">■</span> Personal Best <span style="color: purple;">■</span> Session Best <span style="color: blue;">■</span> Crossing the finish line in pit lane								
Lap	D	Time	Sector 1	Sector 2	Sector 3	T. Spd	Elapsed	Lap	D	Time	Sector 1	Sector 2	Sector 3	T. Spd	Elapsed
54	2	2:00.539	36.062	31.230	53.247	268.7	1:50:24.455	112	1	1:54.609	34.406	29.905	50.298	270.0	3:53:21.418
55	2	2:01.769	35.923	30.775	55.071	268.0	1:52:26.224	113	1	1:54.839	34.858	29.759	50.222	269.3	3:55:16.257
56	2	1:59.510	35.479	30.501	53.530	269.3	1:54:25.734	114	1	1:54.963	34.369	29.753	50.841	269.3	3:57:11.220
57	2	1:58.976	35.386	30.805	52.785	268.0	1:56:24.710	115	1	1:54.823	34.506	29.852	50.465	268.7	3:59:06.043
58	2	1:58.967	35.872	30.684	52.411	267.3	1:58:23.677	116	1	1:54.534	34.356	29.809	50.369	268.7	4:01:00.577
59	2	1:59.039	35.649	30.612	52.778	268.0	2:00:22.716	117	1	1:54.604	34.262	29.930	50.412	267.3	4:02:55.181
60	2	2:00.154	35.635	31.300	53.219	268.7	2:02:22.870	118	1	1:54.548	34.351	29.905	50.292	268.7	4:04:49.729
61	2	1:59.682	35.682	30.731	53.269	268.7	2:04:22.552	119	1	1:54.427	34.184	29.785	50.458	270.7	4:06:44.156
62	2	1:59.495	36.128	30.633	52.734	270.0	2:06:22.047	120	1	1:54.652	34.252	30.001	50.399	268.7	4:08:38.808
63	2	2:00.663	37.630	30.885	52.148	266.0	2:08:22.710	121	1	1:56.396	34.400	30.022	51.974	264.1	4:10:35.204
64	2	1:58.378	35.612	30.967	51.799	266.0	2:10:21.088	122	1	1:54.957	34.630	29.922	50.405	266.7	4:12:30.161
65	2	1:58.556	35.365	30.343	52.848	268.7	2:12:19.644	123	1	1:55.038	34.267	30.151	50.620	267.3	4:14:25.199
66	2	1:59.803	36.021	30.900	52.882	265.4	2:14:19.447	124	1	1:59.663	34.526	29.902	55.235	268.0	4:16:24.862
67	2	2:00.102	35.440	30.988	53.674	266.0	2:16:19.549	125	1	1:55.988	34.570	30.055	51.363	268.0	4:18:20.850
68	2	1:59.524	35.620	30.498	53.406	266.7	2:18:19.073	126	1	1:56.107	34.487	29.890	51.730	270.0	4:20:16.957
69	2	1:59.117	35.476	30.626	53.015	268.0	2:20:18.190	127	1	1:55.471	34.606	29.934	50.931	268.0	4:22:12.428
70	2	2:01.316	36.192	30.912	54.212	267.3	2:22:19.506	128	1	1:56.186	34.648	30.103	51.435	268.7	4:24:08.614
71	2	2:02.104	36.125	31.400	54.579	265.4	2:24:21.610	129	1	1:55.843	34.752	30.009	51.082	266.7	4:26:04.457
72	2	2:02.447	37.114	31.684	53.649	265.4	2:26:24.057	130	1	5:01.203B	34.834	30.820	3:55.549	231.8	4:31:05.660
73	2	2:02.143	36.792	31.066	54.285	266.0	2:28:26.200	131	2	2:23.812	58.994	31.768	53.050	264.1	4:33:29.472
74	2	2:00.260	35.963	30.994	53.303	266.0	2:30:26.460	132	2	1:58.416	35.230	30.343	52.843	266.0	4:35:27.888
75	2	2:58.869B	35.854	31.059	1:51.956	266.0	2:33:25.329	133	2	1:58.083	35.190	30.764	52.129	247.1	4:37:25.971
76	1	2:23.736	55.074	34.035	54.627	255.3	2:35:49.065	134	2	1:58.647	35.902	30.694	52.051	254.7	4:39:24.618
77	1	2:02.044	36.778	31.238	54.028	266.0	2:37:51.109	135	2	1:59.205	36.251	30.955	51.999	262.1	4:41:23.823
78	1	2:03.800	37.215	31.584	55.001	266.0	2:39:54.909	136	2	1:58.875	35.016	30.630	53.229	265.4	4:43:22.698
79	1	9:10.470B	37.077	32.748	8:00.645	258.4	2:49:05.379	137	2	1:57.285	35.092	30.505	51.688	266.7	4:45:19.983
80	1	2:17.420	54.564	30.330	52.526	266.7	2:51:22.799	138	2	1:56.947	34.757	30.674	51.516	268.0	4:47:16.930
81	1	1:59.594	36.732	30.212	52.650	270.0	2:53:22.393	139	2	1:57.282	34.808	30.212	52.262	267.3	4:49:14.212
82	1	1:55.868	34.517	30.071	51.280	268.0	2:55:18.261	140	2	1:57.076	34.902	30.241	51.933	271.4	4:51:11.288
83	1	1:54.219	34.341	29.972	49.906	266.7	2:57:12.480	141	2	1:58.803	35.197	30.707	52.899	268.0	4:53:10.091
84	1	1:54.599	34.012	29.857	50.730	267.3	2:59:07.079	142	2	1:56.349	34.745	30.452	51.152	266.7	4:55:06.440
85	1	1:53.527	34.100	29.851	49.576	267.3	3:01:00.606	143	2	1:59.080	34.730	30.718	53.632	264.7	4:57:05.520
86	1	1:56.002	34.446	30.424	51.132	269.3	3:02:56.608	144	2	1:59.582	36.676	31.318	51.588	265.4	4:59:05.102
87	1	1:55.603	34.979	29.683	50.941	269.3	3:04:52.211	145	2	1:57.691	34.953	30.871	51.867	265.4	5:01:02.793
88	1	1:55.364	34.266	30.456	50.642	266.7	3:06:47.575	146	2	1:57.549	34.830	30.524	52.195	266.7	5:03:00.342
89	1	1:53.531	34.134	29.751	49.646	270.7	3:08:41.106	147	2	1:57.711	34.851	30.344	52.516	267.3	5:04:58.053
90	1	1:53.513	34.036	29.651	49.826	269.3	3:10:34.619	148	2	1:57.056	35.303	30.482	51.271	266.7	5:06:55.109
91	1	1:54.045	33.951	29.666	50.428	271.4	3:12:28.664	149	2	2:00.600	34.678	30.237	55.685	270.0	5:08:55.709
92	1	1:53.531	34.028	29.559	49.944	270.7	3:14:22.195	150	2	2:00.084	36.369	30.935	52.780	268.0	5:10:55.793
93	1	1:54.308	34.358	30.147	49.803	268.0	3:16:16.503	151	2	1:57.195	34.996	30.593	51.606	266.0	5:12:52.988
94	1	1:53.333	33.899	29.793	49.641	268.0	3:18:09.836	152	2	1:58.357	36.236	30.715	51.406	267.3	5:14:51.345
95	1	1:53.114	34.060	29.680	49.374	268.7	3:20:02.950	153	2	1:57.375	35.078	30.343	51.954	268.7	5:16:48.720
96	1	1:52.840	33.809	29.584	49.447	270.7	3:21:55.790	154	2	1:58.562	35.295	30.746	52.521	270.0	5:18:47.282
97	1	1:53.334	34.563	29.743	49.028	270.0	3:23:49.124	155	2	1:57.545	35.253	30.500	51.792	266.7	5:20:44.827
98	1	1:53.057	33.782	29.841	49.434	269.3	3:25:42.181	156	2	3:22.442B	34.955	30.818	2:16.669	262.8	5:24:07.269
99	1	1:54.558	35.355	29.774	49.429	269.3	3:27:36.739	157	2	2:37.052	53.435	30.378	1:13.239	267.3	5:26:44.321
100	1	1:52.789	33.751	29.696	49.342	266.7	3:29:29.528	158	2	2:04.531	38.969	31.543	54.019	263.4	5:28:48.852
101	1	1:53.089	33.934	29.734	49.421	267.3	3:31:22.617	159	2	1:58.962	35.646	30.856	52.460	264.1	5:30:47.814
102	1	1:53.025	33.966	29.678	49.381	269.3	3:33:15.642	160	2	1:58.893	35.478	31.074	52.341	263.4	5:32:46.707
103	1	1:54.312	33.967	29.533	50.812	270.7	3:35:09.954	161	2	2:01.947	36.059	33.254	52.634	266.0	5:34:48.654
104	1	2:39.238B	34.528	29.985	1:34.725	268.0	3:37:49.192	162	2	1:58.817	35.291	30.819	52.707	265.4	5:36:47.471
105	1	2:11.237	50.743	29.870	50.624	268.7	3:40:00.429	163	2	1:57.857	35.135	30.466	52.256	266.7	5:38:45.328
106	1	1:55.597	34.305	29.843	51.449	267.3	3:41:56.026	164	2	1:57.946	35.254	30.566	52.126	266.0	5:40:43.274
107	1	1:53.919	34.322	29.894	49.703	268.7	3:43:49.945	165	2	1:58.657	35.515	30.948	52.194	268.7	5:42:41.931
108	1	1:54.008	34.306	29.902	49.800	267.3	3:45:43.953	166	2	1:59.237	35.206	30.792	53.239	265.4	5:44:41.168
109	1	1:53.904	34.355	29.988	49.561	268.0	3:47:37.857	167	2	1:59.777	36.165	31.062	52.550	266.0	5:46:40.945
110	1	1:54.028	34.111	30.085	49.832	269.3	3:49:31.885	168	2	2:01.052	35.984	31.421	53.647	266.0	5:48:41.997
111	1	1:54.924	34.690	29.916	50.318	268.7	3:51:26.809	169	2	2:00.397	36.229	31.310	52.858	266.0	5:50:42.394

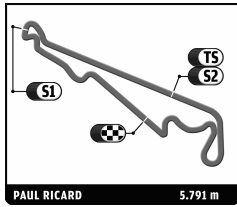




**ELMS**  
**6 HEURES DU CASTELLET**  
Race

Sector Analysis

							■ Personal Best		■ Session Best		■ Crossing the finish line in pit lane								
Lap	D	Time	Sector 1	Sector 2	Sector 3	T. Spd	Elapsed	Lap	D	Time	Sector 1	Sector 2	Sector 3	T. Spd	Elapsed				
77	2	1:51.395	33.750	29.051	48.594	272.7	2:26:02.830	135	1	1:52.221	33.540	29.018	49.663	276.9	4:17:05.193				
78	2	1:51.905	33.642	29.035	49.228	273.4	2:27:54.735	136	1	1:51.067	33.374	29.182	48.511	275.5	4:18:56.260				
79	2	1:51.860	33.480	29.103	49.277	273.4	2:29:46.595	137	1	1:51.973	33.998	29.390	48.585	274.1	4:20:48.233				
80	2	1:51.159	33.713	29.004	48.442	272.7	2:31:37.754	138	1	1:51.729	33.508	29.064	49.157	277.6	4:22:39.962				
81	2	1:59.375 <b>B</b>	33.548	29.049	56.778	271.4	2:33:37.129	139	1	1:50.648	33.398	29.030	48.220	276.2	4:24:30.610				
82	2	2:30.244	1:11.778	29.221	49.245	272.0	2:36:07.373	140	1	1:50.893	33.191	28.972	48.730	276.9	4:26:21.503				
83	2	1:51.314	33.707	29.194	48.413	272.0	2:37:58.687	141	1	1:53.014	33.643	28.812	50.559	279.1	4:28:14.517				
84	2	1:53.103	33.794	29.201	50.108	274.1	2:39:51.790	142	1	1:52.092	33.695	29.825	48.572	276.2	4:30:06.609				
85	2	1:51.431	33.692	29.211	48.528	271.4	2:41:43.221	143	1	1:51.040	33.380	29.027	48.633	276.9	4:31:57.649				
86	2	1:51.559	33.643	29.214	48.702	272.7	2:43:34.780	144	1	1:51.277	33.440	29.029	48.808	274.1	4:33:48.926				
87	2	1:51.368	33.619	29.098	48.651	272.7	2:45:26.148	145	1	1:51.220	33.500	28.786	48.934	281.2	4:35:40.146				
88	2	1:51.644	33.697	29.039	48.908	273.4	2:47:17.792	146	1	1:50.223	33.262	29.056	47.905	274.1	4:37:30.369				
89	2	1:51.886	33.702	29.281	48.903	274.1	2:49:09.678	147	1	1:49.919	33.273	28.873	47.773	276.2	4:39:20.288				
90	2	1:53.821	33.680	29.117	51.024	274.8	2:51:03.499	148	1	1:50.438	33.082	29.416	47.940	274.8	4:41:10.726				
91	2	1:52.042	33.934	29.290	48.818	272.7	2:52:55.541	149	1	1:50.723	33.075	29.025	48.623	275.5	4:43:01.449				
92	2	1:52.124	33.883	29.049	49.192	274.1	2:54:47.665	150	1	1:52.656	34.179	29.222	49.255	274.1	4:44:54.105				
93	2	1:52.478	33.986	29.087	49.405	274.1	2:56:40.143	151	1	1:50.226	33.345	28.910	47.971	275.5	4:46:44.331				
94	2	1:51.270	33.681	29.185	48.404	273.4	2:58:31.413	152	1	1:50.483	33.470	29.099	47.914	273.4	4:48:34.814				
95	2	1:51.662	33.764	29.203	48.695	272.7	3:00:23.075	153	1	1:50.323	33.147	29.055	48.121	274.8	4:50:25.137				
96	2	1:54.303	33.851	29.092	51.360	274.8	3:02:17.378	154	1	2:00.842 <b>B</b>	33.642	29.516	57.684	273.4	4:52:25.979				
97	2	1:51.876	33.891	29.107	48.878	272.7	3:04:09.254	155	2	3:06.026	1:48.463	29.210	48.353	272.7	4:55:32.005				
98	2	1:54.374	34.808	28.973	50.593	276.2	3:06:03.628	156	2	1:51.637	33.937	29.212	48.488	272.0	4:57:23.642				
99	2	1:51.169	33.589	29.140	48.440	274.1	3:07:54.797	157	2	1:51.911	33.649	29.101	49.161	274.8	4:59:15.553				
100	2	1:59.959 <b>B</b>	33.575	29.517	56.867	267.3	3:09:54.756	158	2	1:50.896	33.538	29.206	48.152	272.7	5:01:06.449				
101	1	3:04.136	1:45.582	29.318	49.236	275.5	3:12:58.892	159	2	1:52.450	33.881	29.054	49.515	274.8	5:02:58.899				
102	1	1:54.103	35.560	29.431	49.112	276.9	3:14:52.995	160	2	1:51.202	33.579	29.160	48.463	273.4	5:04:50.101				
103	1	1:50.376	33.131	29.241	48.004	272.7	3:16:43.371	161	2	1:52.522	34.870	29.168	48.484	272.7	5:06:42.623				
104	1	1:51.458	33.027	29.039	49.392	274.1	3:18:34.829	162	2	1:51.568	33.930	29.112	48.526	272.0	5:08:34.191				
105	1	1:49.579	32.907	29.080	47.592	272.7	3:20:24.408	163	2	1:51.692	33.600	29.303	48.789	272.7	5:10:25.883				
106	1	1:50.501	33.243	29.663	47.595	274.1	3:22:14.909	164	2	1:51.391	33.673	29.133	48.585	273.4	5:12:17.274				
107	1	1:49.369	32.855	29.019	47.495	273.4	3:24:04.278	165	2	1:51.542	33.820	29.219	48.503	273.4	5:14:08.816				
108	1	1:52.269	32.920	28.906	50.443	276.9	3:25:56.547	166	2	1:52.057	33.985	29.264	48.808	272.7	5:16:00.873				
109	1	1:50.775	33.920	29.043	47.812	274.8	3:27:47.322	167	2	1:52.035	33.829	29.246	48.960	272.7	5:17:52.908				
110	1	1:51.893	34.404	28.988	48.501	275.5	3:29:39.215	168	2	1:51.469	33.764	29.128	48.577	272.7	5:19:44.377				
111	1	1:52.306	33.726	29.602	48.978	274.8	3:31:31.521	169	2	1:52.691	33.792	29.146	49.753	274.8	5:21:37.068				
112	1	1:52.186	33.674	28.869	49.643	273.4	3:33:23.707	170	2	1:52.340	33.697	29.091	49.552	273.4	5:23:29.408				
113	1	1:52.504	34.103	29.157	49.244	277.6	3:35:16.211	171	2	1:51.587	33.889	29.160	48.538	272.7	5:25:20.995				
114	1	1:53.258	34.923	28.986	49.349	281.2	3:37:09.469	172	2	1:52.369	33.652	29.093	49.624	276.2	5:27:13.364				
115	1	1:53.139	33.670	29.455	50.014	274.8	3:39:02.608	173	2	1:52.236	33.785	29.009	49.442	275.5	5:29:05.600				
116	1	1:50.304	33.151	29.094	48.059	272.7	3:40:52.912	174	2	1:51.775	33.642	29.102	49.031	272.7	5:30:57.375				
117	1	1:50.491	33.335	29.156	48.000	273.4	3:42:43.403	175	2	1:51.645	33.526	29.023	49.096	274.8	5:32:49.020				
118	1	1:50.008	33.181	29.049	47.778	273.4	3:44:33.411	176	2	1:53.274	34.199	30.171	48.904	272.7	5:34:42.294				
119	1	1:50.988	33.029	28.929	49.030	275.5	3:46:24.399	177	2	1:52.381	33.725	29.057	49.599	274.8	5:36:34.675				
120	1	1:50.702	33.321	28.976	48.405	276.9	3:48:15.101	178	2	1:52.321	34.021	28.956	49.344	278.4	5:38:26.996				
121	1	1:51.749	33.517	28.846	49.386	279.8	3:50:06.850	179	2	2:01.286 <b>B</b>	34.018	28.977	58.291	278.4	5:40:28.282				
122	1	1:52.080	33.620	28.930	49.530	279.8	3:51:58.930	180	2	2:39.215	1:20.225	29.383	49.607	260.9	5:43:07.497				
123	1	1:52.335	33.544	30.212	48.579	273.4	3:53:51.265	181	2	1:53.451	34.922	29.450	49.079	272.0	5:45:00.948				
124	1	1:50.615	33.117	29.236	48.262	275.5	3:55:41.880	182	2	1:54.011	34.432	30.182	49.397	272.7	5:46:54.959				
125	1	1:51.177	33.351	28.737	49.089	279.1	3:57:33.057	183	2	2:00.919 <b>B</b>	34.059	29.328	57.532	272.7	5:48:55.878				
126	1	1:51.129	33.471	28.999	48.659	274.8	3:59:24.186	184	2	2:31.045	1:12.088	29.201	49.756	274.8	5:51:26.923				
127	1	1:59.717 <b>B</b>	33.200	29.036	57.481	275.5	4:01:23.903	185	2	1:53.290	34.645	29.418	49.227	272.7	5:53:20.213				
128	1	2:38.857	1:19.545	29.292	50.020	273.4	4:04:02.760	186	2	1:52.539	34.190	29.322	49.027	274.1	5:55:12.752				
129	1	1:51.910	33.788	29.443	48.679	272.7	4:05:54.670	187	2	1:54.201	34.087	29.203	50.911	274.1	5:57:06.953				
130	1	1:51.141	33.477	29.236	48.428	272.7	4:07:45.811	188	2	1:52.968	34.145	29.185	49.638	273.4	5:58:59.921				
131	1	1:52.636	33.947	29.351	49.338	273.4	4:09:38.447	189	2	1:53.381	34.302	29.324	49.755	272.0	6:00:53.302				
132	1	1:51.980	33.715	29.769	48.496	272.7	4:11:30.427												
133	1	1:51.398	33.674	29.335	48.389	273.4	4:13:21.825												
134	1	1:51.147	33.456	29.271	48.420	274.8	4:15:12.972												

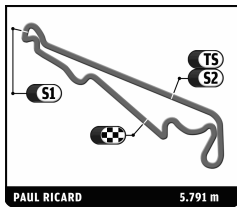


**ELMS**  
**6 HEURES DU CASTELLET**  
Race

Sector Analysis

								<span style="color: green;">■</span> Personal Best <span style="color: purple;">■</span> Session Best <span style="color: blue;">■</span> Crossing the finish line in pit lane							
Lap	D	Time	Sector 1	Sector 2	Sector 3	T. Spd	Elapsed	Lap	D	Time	Sector 1	Sector 2	Sector 3	T. Spd	Elapsed
<b>60</b>		<b>AF Corse</b>	3. Piergiuseppe Perazzini			Ferrari 458 Italia LM GTE Am		56	3	2:04.017	37.110	32.046	54.861	257.8	1:56:41.437
		1. Marco Cioci						57	3	2:03.635	36.964	31.972	54.699	257.1	1:58:45.072
		2. Matt Griffin						58	3	2:04.098	37.016	31.950	55.132	257.8	2:00:49.170
1	1	2:10.672	43.595	32.050	55.027	259.6	2:10.672	59	3	2:03.846	37.051	31.866	54.929	257.1	2:02:53.016
2	1	2:02.754	36.963	31.108	54.683	270.0	4:13.426	60	3	2:03.394	36.716	31.929	54.749	257.1	2:04:56.410
3	1	2:01.433	36.675	31.091	53.667	263.4	6:14.859	61	3	2:03.857	37.177	31.906	54.774	256.5	2:07:00.267
4	1	2:01.373	36.365	31.441	53.567	260.2	8:16.232	62	3	2:03.456	36.930	32.025	54.501	257.8	2:09:03.723
5	1	2:01.457	36.564	31.564	53.329	260.2	10:17.689	63	3	2:05.219	37.262	32.474	55.483	260.9	2:11:08.942
6	1	2:00.919	36.149	31.515	53.255	260.9	12:18.608	64	3	2:03.137	36.694	31.854	54.589	257.8	2:13:12.079
7	1	2:01.065	36.167	31.430	53.468	260.9	14:19.673	65	3	2:07.956	37.262	34.700	55.994	253.5	2:15:20.035
8	1	2:01.175	36.114	31.552	53.509	259.6	16:20.848	66	3	2:04.713	37.480	32.187	55.046	255.3	2:17:24.748
9	1	2:01.380	36.315	31.571	53.494	258.4	18:22.228	67	3	2:04.623	37.170	32.061	55.392	257.1	2:19:29.371
10	1	2:02.257	36.484	31.533	54.240	258.4	20:24.485	68	3	2:04.100	37.332	32.067	54.701	255.9	2:21:33.471
11	1	2:02.048	36.489	31.677	53.882	259.6	22:26.533	69	3	2:03.860	37.001	32.084	54.775	257.1	2:23:37.331
12	1	2:02.321	36.549	31.756	54.016	258.4	24:28.854	70	3	2:03.297	36.950	31.853	54.494	257.8	2:25:40.628
13	1	2:02.869	37.240	31.918	53.711	256.5	26:31.723	71	3	2:03.762	37.065	31.677	55.020	259.0	2:27:44.390
14	1	2:01.816	36.308	31.812	53.696	258.4	28:33.539	72	3	2:03.644	37.050	31.919	54.675	257.8	2:29:48.034
15	1	2:01.722	36.338	31.656	53.728	259.0	30:35.261	73	3	2:13.267 <b>B</b>	36.854	31.809	1:04.604	257.1	2:32:01.301
16	1	2:02.175	36.450	31.691	54.034	257.8	32:37.436	74	2	3:28.871	2:02.764	32.119	53.988	256.5	2:35:30.172
17	1	2:01.686	36.404	31.744	53.538	257.8	34:39.122	75	2	2:12.595	36.458	31.641	1:04.496	257.1	2:37:42.767
18	1	2:02.523	36.427	31.702	54.394	258.4	36:41.645	76	2	2:17.983 <b>B</b>	38.945	33.307	1:05.731	232.3	2:40:00.750
19	1	2:01.498	36.470	31.596	53.432	259.0	38:43.143	77	2	2:58.261	1:31.116	32.364	54.781	256.5	2:42:59.011
20	1	2:02.039	36.422	31.705	53.912	258.4	40:45.182	78	2	2:02.035	36.364	31.439	54.232	259.6	2:45:01.046
21	1	2:02.051	36.609	31.534	53.908	260.2	42:47.233	79	2	2:00.916	36.404	31.374	53.138	259.0	2:47:01.962
22	1	2:02.142	36.629	31.533	53.980	260.2	44:49.375	80	2	2:00.378	35.949	31.365	53.064	259.6	2:49:02.340
23	1	2:03.755	37.323	31.861	54.571	260.2	46:53.130	81	2	2:02.099	36.002	31.431	54.666	260.9	2:51:04.439
24	1	2:03.767	36.442	31.649	55.676	260.2	48:56.897	82	2	2:00.628	36.121	31.456	53.051	261.5	2:53:05.067
25	1	2:02.252	36.586	31.821	53.845	257.8	50:59.149	83	2	2:00.112	36.217	31.211	52.684	263.4	2:55:05.179
26	1	2:02.252	36.563	31.718	53.971	257.8	53:01.401	84	2	2:00.760	36.177	31.205	53.378	264.7	2:57:05.939
27	1	2:02.973	37.234	31.782	53.957	257.8	55:04.374	85	2	2:01.921	36.587	31.352	53.982	264.1	2:59:07.860
28	1	2:01.922	36.606	31.622	53.694	258.4	57:06.296	86	2	2:21.736 <b>B</b>	36.530	31.355	1:13.851	262.8	3:01:29.596
29	1	2:01.996	36.526	31.642	53.828	259.0	59:08.292	87	2	1:03:15.740	...	32.361	54.369	256.5	4:04:45.336
30	1	2:02.395	36.963	31.565	53.867	260.9	1:01:10.687	88	2	2:02.594	36.896	31.748	53.950	259.0	4:06:47.930
31	1	2:02.771	36.727	32.038	54.006	256.5	1:03:13.458	89	2	2:01.424	36.455	31.411	53.558	260.2	4:08:49.354
32	1	2:02.548	36.950	31.668	53.930	259.6	1:05:16.006	90	2	2:01.954	36.491	32.192	53.271	259.6	4:10:51.308
33	1	2:02.390	36.588	31.713	54.089	259.0	1:07:18.396	91	2	2:00.829	36.102	31.462	53.265	259.0	4:12:52.137
34	1	2:02.078	36.588	31.627	53.863	259.0	1:09:20.474	92	2	2:01.336	35.964	31.814	53.558	259.0	4:14:53.473
35	1	2:01.809	36.457	31.621	53.731	258.4	1:11:22.283	93	2	2:00.710	35.816	31.407	53.487	260.2	4:16:54.183
36	1	2:10.610 <b>B</b>	36.442	32.279	1:01.889	257.8	1:13:32.893	94	2	2:00.294	35.912	31.464	52.918	260.2	4:18:54.477
37	3	3:35.086	2:03.032	34.066	57.988	253.5	1:17:07.979	95	2	2:01.134	36.517	31.350	53.267	261.5	4:20:55.611
38	3	2:07.233	38.505	32.679	56.049	256.5	1:19:15.212	96	2	2:00.686	36.031	31.266	53.389	261.5	4:22:56.297
39	3	2:05.123	37.596	32.189	55.338	255.9	1:21:20.335	97	2	2:00.141	35.870	31.421	52.850	260.2	4:24:56.438
40	3	2:04.997	37.403	32.193	55.401	255.9	1:23:25.332	98	2	2:00.332	36.056	31.250	53.026	259.0	4:26:56.770
41	3	2:04.995	37.411	32.241	55.343	256.5	1:25:30.327	99	2	2:00.479	35.908	31.453	53.118	259.6	4:28:57.249
42	3	2:07.147	37.545	32.194	57.408	259.0	1:27:37.474	100	2	2:00.553	35.942	31.389	53.222	261.5	4:30:57.802
43	3	2:06.004	37.843	32.640	55.521	255.9	1:29:43.478	101	2	2:00.676	35.761	31.599	53.316	259.0	4:32:58.478
44	3	2:05.149	37.403	32.305	55.441	254.1	1:31:48.627	102	2	2:01.141	36.312	31.395	53.434	260.9	4:34:59.619
45	3	2:04.632	37.326	32.160	55.146	255.9	1:33:53.259	103	2	2:00.914	36.058	31.537	53.319	260.2	4:37:00.533
46	3	2:05.420	37.559	32.624	55.237	254.1	1:35:58.679	104	2	2:00.207	35.816	31.334	53.057	260.2	4:39:00.740
47	3	2:05.841	37.203	32.326	56.312	256.5	1:38:04.520	105	2	2:01.892	36.707	31.732	53.453	259.6	4:41:02.632
48	3	2:04.701	37.416	32.306	54.979	255.9	1:40:09.221	106	2	2:01.363	35.995	31.409	53.959	260.9	4:43:03.995
49	3	2:04.747	37.408	32.089	55.250	255.9	1:42:13.968	107	2	2:02.504	36.720	32.113	53.671	260.2	4:45:06.499
50	3	2:03.925	37.150	31.974	54.801	257.1	1:44:17.893	108	2	2:02.045	36.171	31.391	54.483	260.2	4:47:08.544
51	3	2:03.433	36.727	31.994	54.712	257.1	1:46:21.326	109	2	2:01.293	36.301	31.493	53.499	259.6	4:49:09.837
52	3	2:04.702	38.380	31.648	54.674	263.4	1:48:26.028	110	2	2:01.353	36.455	31.394	53.504	260.9	4:51:11.190
53	3	2:04.436	37.004	31.845	55.587	259.6	1:50:30.464	111	2	2:02.020	36.438	31.645	53.937	257.1	4:53:13.210
54	3	2:03.686	36.805	32.115	54.766	257.8	1:52:34.150	112	2	2:00.618	36.218	31.223	53.177	262.8	4:55:13.828
55	3	2:03.270	36.684	31.982	54.604	257.1	1:54:37.420	113	2	2:03.250	37.122	31.401	54.727	259.0	4:57:17.078



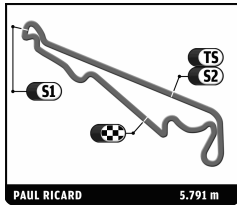


**ELMS**  
**6 HEURES DU CASTELLET**  
Race

Sector Analysis

							■ Personal Best		■ Session Best		■ Crossing the finish line in pit lane								
Lap	D	Time	Sector 1	Sector 2	Sector 3	T. Spd	Elapsed	Lap	D	Time	Sector 1	Sector 2	Sector 3	T. Spd	Elapsed				
114	2	2:03.313	36.892	<b>30.841</b>	55.580	268.7	4:59:20.391	24	1	2:03.784	37.147	31.565	55.072	262.8	49:38.073				
115	2	2:01.403	36.421	31.529	53.453	259.6	5:01:21.794	25	1	2:04.457	38.058	31.734	54.665	262.8	51:42.530				
116	2	2:02.464	36.585	31.858	54.021	259.0	5:03:24.258	26	1	2:05.365	37.121	31.692	56.552	262.1	53:47.895				
117	2	2:01.972	36.544	31.598	53.830	259.6	5:05:26.230	27	1	2:03.920	37.229	31.996	54.695	262.8	55:51.815				
118	2	2:01.956	36.396	31.603	53.957	259.0	5:07:28.186	28	1	2:03.056	37.039	31.465	54.552	263.4	57:54.871				
119	2	2:01.890	36.420	31.433	54.037	259.0	5:09:30.076	29	1	2:04.217	37.031	31.546	55.640	262.1	59:59.088				
120	2	2:01.956	36.418	31.420	54.118	260.9	5:11:32.032	30	1	2:02.754	36.882	31.408	54.464	263.4	1:02:01.842				
121	2	2:10.169 <sup>B</sup>	36.436	31.633	1:02.100	259.0	5:13:42.201	31	1	2:05.280	37.109	32.330	55.841	264.1	1:04:07.122				
122	1	3:22.008	1:56.383	31.412	54.213	259.6	5:17:04.209	32	1	2:07.389	38.592	32.713	56.084	262.1	1:06:14.511				
123	1	2:00.503	36.059	31.305	53.139	260.9	5:19:04.712	33	1	2:12.888 <sup>B</sup>	37.579	32.079	1:03.230	261.5	1:08:27.399				
124	1	2:00.705	35.928	31.447	53.330	259.6	5:21:05.417	34	2	3:36.484	2:11.307	31.433	53.744	262.1	1:12:03.883				
125	1	2:00.153	35.955	31.251	52.947	260.9	5:23:05.570	35	2	2:01.120	36.634	31.094	53.392	264.7	1:14:05.003				
126	1	1:59.739	<b>35.545</b>	31.028	53.166	262.8	5:25:05.309	36	2	2:01.796	36.417	31.137	54.242	264.1	1:16:06.799				
127	1	2:01.339	36.577	31.240	53.522	265.4	5:27:06.648	37	2	2:00.940	36.192	31.188	53.560	263.4	1:18:07.739				
128	1	2:00.074	35.624	31.381	53.069	259.6	5:29:06.722	38	2	2:00.965	36.257	31.213	53.495	264.1	1:20:08.704				
129	1	<b>1:59.368</b>	35.663	31.221	<b>52.484</b>	260.9	5:31:06.090	39	2	2:00.780	36.203	31.163	53.414	263.4	1:22:09.484				
130	1	2:00.246	35.638	31.267	53.341	260.9	5:33:06.336	40	2	2:00.730	36.182	31.141	53.407	262.1	1:24:10.214				
131	1	1:59.527	35.594	31.277	52.656	261.5	5:35:05.863	41	2	2:01.150	36.395	30.959	53.796	264.1	1:26:11.364				
132	1	2:00.558	36.084	31.274	53.200	262.8	5:37:06.421	42	2	2:00.901	36.314	31.161	53.426	263.4	1:28:12.265				
133	1	2:00.186	35.809	31.373	53.004	260.2	5:39:06.607	43	2	2:00.727	36.321	31.151	53.255	263.4	1:30:12.992				
134	1	1:59.865	35.874	31.252	52.739	261.5	5:41:06.472	44	2	2:00.458	36.161	31.102	53.195	264.1	1:32:13.450				
135	1	1:59.968	35.695	31.239	53.034	260.2	5:43:06.440	45	2	2:02.165	36.366	31.558	54.241	263.4	1:34:15.615				
136	1	2:00.346	36.263	31.229	52.854	262.1	5:45:06.786	46	2	2:01.115	36.249	31.392	53.474	264.7	1:36:16.730				
137	1	2:00.125	35.846	31.318	52.961	262.8	5:47:06.911	47	2	2:01.487	36.221	31.224	54.042	259.0	1:38:18.217				
138	1	1:59.901	35.953	31.125	52.823	262.1	5:49:06.812	48	2	2:00.589	36.264	31.046	53.279	262.8	1:40:18.806				
139	1	1:59.753	35.681	31.287	52.785	261.5	5:51:06.565	49	2	2:00.648	36.114	31.127	53.407	263.4	1:42:19.454				
140	1	2:00.417	35.747	31.308	53.362	261.5	5:53:06.982	50	2	2:01.708	36.739	31.097	53.872	262.8	1:44:21.162				
141	1	2:00.339	35.845	31.254	53.240	261.5	5:55:07.321	51	2	2:00.593	36.180	31.090	53.323	265.4	1:46:21.755				
142	1	2:00.425	35.704	31.262	53.459	262.8	5:57:07.746	52	2	2:01.003	36.580	30.992	53.431	265.4	1:48:22.758				
143	1	2:01.009	36.455	31.198	53.356	261.5	5:59:08.755	53	2	2:00.088	35.887	31.069	53.132	264.7	1:50:22.846				
144	1	2:00.106	35.832	31.260	53.014	262.1	6:01:08.861	54	2	2:01.165	36.053	31.068	54.044	264.1	1:52:24.011				
								55	2	2:01.389	36.598	31.197	53.594	263.4	1:54:25.400				
								56	2	2:01.292	36.704	31.140	53.448	265.4	1:56:26.692				
								57	2	2:00.693	36.267	31.020	53.406	264.7	1:58:27.385				
								58	2	2:01.150	36.244	31.113	53.793	265.4	2:00:28.535				
								59	2	2:01.093	36.209	31.180	53.704	262.8	2:02:29.628				
								60	2	2:01.076	36.455	31.140	53.481	264.1	2:04:30.704				
								61	2	2:00.531	36.225	31.011	53.295	266.0	2:06:31.235				
								62	2	2:01.147	36.369	31.283	53.495	266.7	2:08:32.382				
								63	2	2:00.584	36.239	31.043	53.302	265.4	2:10:32.966				
								64	2	2:00.144	36.210	<b>30.802</b>	53.132	270.0	2:12:33.110				
								65	2	<b>2:00.039</b>	35.943	30.907	53.189	264.1	2:14:33.149				
								66	2	2:01.141	36.453	31.036	53.652	265.4	2:16:34.290				
								67	2	2:00.775	36.062	31.119	53.594	264.7	2:18:35.065				
								68	2	2:09.066 <sup>B</sup>	36.261	31.017	1:01.788	264.7	2:20:44.131				
								69	1	3:05.418	1:38.415	31.920	55.083	262.8	2:23:49.549				
								70	1	2:04.397	37.271	31.881	55.245	264.1	2:25:53.946				
								71	1	2:03.988	37.242	31.664	55.082	263.4	2:27:57.934				
								72	1	2:03.256	37.095	31.599	54.562	262.8	2:30:01.190				
								73	1	2:03.647	37.118	31.801	54.728	263.4	2:32:04.837				
								74	1	2:02.960	36.998	31.587	54.375	262.8	2:34:07.797				
								75	1	2:03.700	37.073	31.624	55.003	262.1	2:36:11.497				
								76	1	2:03.866	37.208	31.529	55.129	262.8	2:38:15.363				
								77	1	2:03.040	36.957	31.443	54.640	264.1	2:40:18.403				
								78	1	2:02.981	36.958	31.597	54.426	262.8	2:42:21.384				
								79	1	2:02.938	36.968	31.586	54.384	262.8	2:44:24.322				
								80	1	2:03.075	36.872	31.503	54.700	263.4	2:46:27.397				
								81	1	2:03.935	36.975	31.490	55.470	263.4	2:48:31.332				

<b>61</b>	<b>Kessel Racing</b>	Ferrari 458 Italia													
	1. Michael Broniszewski	LM GTE Pro													
	2. Philipp Peter														
1	1	2:09.989	43.970	31.507	54.512	268.7	2:09.989								
2	1	2:03.070	37.268	31.292	54.510	268.0	4:13.059								
3	1	2:02.751	36.765	31.366	54.620	264.7	6:15.810								
4	1	2:02.755	37.115	31.147	54.493	267.3	8:18.565								
5	1	2:03.752	37.919	31.326	54.507	267.3	10:22.317								
6	1	2:03.456	37.161	31.760	54.535	263.4	12:25.773								
7	1	2:03.024	36.858	31.472	54.694	264.7	14:28.797								
8	1	2:02.730	36.786	31.565	54.379	264.1	16:31.527								
9	1	2:02.847	37.008	31.487	54.352	263.4	18:34.374								
10	1	2:03.722	36.971	31.587	55.164	262.8	20:38.096								
11	1	2:04.143	37.313	31.723	55.107	264.7	22:42.239								
12	1	2:03.243	37.097	31.654	54.492	262.1	24:45.482								
13	1	2:03.318	37.014	31.802	54.502	261.5	26:48.800								
14	1	2:03.781	37.424	31.633	54.724	262.8	28:52.581								
15	1	2:04.661	37.167	31.595	55.899	263.4	30:57.242								
16	1	2:03.857	37.276	31.704	54.877	262.1	33:01.099								
17	1	2:03.158	36.785	31.526	54.847	263.4	35:04.257								
18	1	2:03.549	37.118	31.682	54.749	262.1	37:07.806								
19	1	2:06.726	37.436	33.898	55.392	260.9	39:14.532								
20	1	2:05.789	38.023	31.800	55.966	262.8	41:20.321								
21	1	2:04.923	37.985	31.683	55.255	264.7	43:25.244								
22	1	2:04.751	37.344	31.719	55.688	262.8	45:29.995								
23	1	2:04.294	37.453	31.844	54.997	262.8	47:34.289								

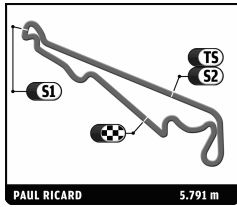


**ELMS**  
**6 HEURES DU CASTELLET**  
Race

Sector Analysis

							Personal Best		Session Best		B Crossing the finish line in pit lane								
Lap	D	Time	Sector 1	Sector 2	Sector 3	T. Spd	Elapsed	Lap	D	Time	Sector 1	Sector 2	Sector 3	T. Spd	Elapsed				
82	1	2:03.108	36.891	31.591	54.626	262.8	2:50:34.440	140	2	2:09.396 B	36.367	31.031	1:01.998	264.1	4:51:00.312				
83	1	2:04.165	37.686	31.757	54.722	263.4	2:52:38.605	141	1	3:48.087	2:21.102	32.014	54.971	262.8	4:54:48.399				
84	1	2:04.321	37.056	31.635	55.630	262.8	2:54:42.926	142	1	2:02.800	37.100	31.553	54.147	263.4	4:56:51.199				
85	1	2:03.499	37.131	31.709	54.659	263.4	2:56:46.425	143	1	2:03.380	36.745	31.495	55.140	262.1	4:58:54.579				
86	1	2:04.190	36.986	31.897	55.307	261.5	2:58:50.615	144	1	2:02.769	36.605	31.432	54.732	262.1	5:00:57.348				
87	1	2:03.057	37.070	31.514	54.473	264.1	3:00:53.672	145	1	2:02.743	36.887	31.496	54.360	262.8	5:03:00.091				
88	1	2:06.028	38.052	31.706	56.270	267.3	3:02:59.700	146	1	2:02.828	36.992	31.585	54.251	264.1	5:05:02.919				
89	1	2:04.125	37.524	31.651	54.950	264.1	3:05:03.825	147	1	2:03.669	36.850	32.430	54.389	261.5	5:07:06.588				
90	1	2:03.479	37.163	31.676	54.640	262.8	3:07:07.304	148	1	2:02.950	36.742	31.555	54.653	262.8	5:09:09.538				
91	1	2:03.812	37.409	31.766	54.637	263.4	3:09:11.116	149	1	2:02.876	36.880	31.491	54.505	262.8	5:11:12.414				
92	1	2:03.580	37.311	31.468	54.801	262.8	3:11:14.696	150	1	2:03.849	37.473	31.675	54.701	262.8	5:13:16.263				
93	1	2:03.414	37.137	31.583	54.694	263.4	3:13:18.110	151	1	2:03.408	36.867	31.517	55.024	262.8	5:15:19.671				
94	1	2:03.488	37.160	31.506	54.822	262.8	3:15:21.598	152	1	2:03.636	37.091	31.531	55.014	262.8	5:17:23.307				
95	1	2:03.977	37.163	31.711	55.103	262.1	3:17:25.575	153	1	2:03.161	36.949	31.533	54.679	262.1	5:19:26.468				
96	1	2:03.473	37.077	31.577	54.819	264.7	3:19:29.048	154	1	2:02.974	36.994	31.574	54.406	262.1	5:21:29.442				
97	1	2:04.000	37.300	31.687	55.013	267.3	3:21:33.048	155	1	2:03.684	36.977	31.470	55.237	262.1	5:23:33.126				
98	1	2:03.190	37.046	31.409	54.735	265.4	3:23:36.238	156	1	2:03.180	37.059	31.399	54.722	262.8	5:25:36.306				
99	1	2:03.533	37.169	31.654	54.710	263.4	3:25:39.771	157	1	2:03.866	37.165	31.879	54.822	262.8	5:27:40.172				
100	1	2:04.827	38.034	31.707	55.086	264.7	3:27:44.598	158	1	2:03.852	37.364	31.561	54.927	263.4	5:29:44.024				
101	1	2:04.685	37.809	31.538	55.338	263.4	3:29:49.283	159	1	2:03.731	37.291	31.732	54.708	262.1	5:31:47.755				
102	1	2:04.131	37.506	31.744	54.881	263.4	3:31:53.414	160	1	2:04.089	37.124	31.630	55.335	262.8	5:33:51.844				
103	1	2:03.804	37.365	31.529	54.910	264.7	3:33:57.218	161	1	2:04.322	37.226	31.667	55.429	262.8	5:35:56.166				
104	1	2:12.767 B	37.403	31.671	1:03.693	263.4	3:36:09.985	162	1	2:04.127	37.429	31.739	54.959	262.1	5:38:00.293				
105	2	3:44.609	2:18.963	31.625	54.021	262.8	3:39:54.594	163	1	2:03.693	37.148	31.684	54.861	262.1	5:40:03.986				
106	2	2:01.758	36.137	31.257	54.364	262.8	3:41:56.352	164	1	2:03.567	37.053	31.581	54.933	262.8	5:42:07.553				
107	2	2:00.801	36.153	31.126	53.522	262.8	3:43:57.153	165	1	2:04.319	37.398	31.899	55.022	261.5	5:44:11.872				
108	2	2:00.578	36.113	31.157	53.308	262.8	3:45:57.731	166	1	2:03.579	37.125	31.873	54.581	262.8	5:46:15.451				
109	2	2:00.195	35.998	31.115	53.082	263.4	3:47:57.926	167	1	2:03.974	37.093	31.718	55.163	262.8	5:48:19.425				
110	2	2:00.432	35.997	31.246	53.189	263.4	3:49:58.358	168	1	2:04.273	37.030	31.963	55.280	262.1	5:50:23.698				
111	2	2:01.072	35.962	31.002	54.108	266.7	3:51:59.430	169	1	2:03.474	37.055	31.566	54.853	262.8	5:52:27.172				
112	2	2:00.656	36.050	31.085	53.521	264.7	3:54:00.086	170	1	2:03.333	37.002	31.630	54.701	262.8	5:54:30.505				
113	2	2:00.216	36.161	31.094	52.961	264.1	3:56:00.302	171	1	2:03.452	36.931	31.627	54.894	262.8	5:56:33.957				
114	2	2:00.280	35.804	31.109	53.367	262.8	3:58:00.582	172	1	2:04.865	37.035	31.620	56.210	262.1	5:58:38.822				
115	2	2:00.380	35.970	31.403	53.007	263.4	4:00:00.962	173	1	2:06.524	38.720	32.605	55.199	261.5	6:00:45.346				
116	2	2:00.972	36.069	31.185	53.718	262.8	4:02:01.934	174	1	2:05.147	37.741	32.103	55.303	263.4	6:02:50.493				
117	2	2:00.920	36.077	31.140	53.703	263.4	4:04:02.854												
118	2	2:00.702	36.240	31.240	53.222	263.4	4:06:03.556												
119	2	2:00.538	36.088	31.202	53.248	262.8	4:08:04.094												
120	2	2:00.581	36.159	31.089	53.333	264.7	4:10:04.675												
121	2	2:00.751	36.089	31.137	53.525	262.1	4:12:05.426												
122	2	2:00.857	36.142	31.120	53.595	262.8	4:14:06.283												
123	2	2:00.602	36.067	31.048	53.487	262.8	4:16:06.885												
124	2	2:00.435	36.145	31.116	53.174	263.4	4:18:07.320												
125	2	2:00.219	35.914	31.075	53.230	262.8	4:20:07.539												
126	2	2:00.493	36.178	31.120	53.195	263.4	4:22:08.032												
127	2	2:00.509	36.153	30.999	53.357	263.4	4:24:08.541												
128	2	2:00.553	36.304	31.025	53.224	263.4	4:26:09.094												
129	2	2:00.233	36.192	30.882	53.159	268.0	4:28:09.327												
130	2	2:01.230	36.309	31.013	53.908	266.0	4:30:10.557												
131	2	2:00.782	36.078	31.213	53.491	262.8	4:32:11.339												
132	2	2:00.745	36.238	30.986	53.521	264.1	4:34:12.084												
133	2	2:34.399	1:09.104	31.562	53.733	264.1	4:36:46.483												
134	2	2:00.573	36.114	31.113	53.346	262.8	4:38:47.056												
135	2	2:00.157	35.973	30.985	53.199	264.1	4:40:47.213												
136	2	2:01.178	36.574	31.236	53.368	268.0	4:42:48.391												
137	2	2:00.897	36.182	31.073	53.642	264.1	4:44:49.288												
138	2	2:00.576	36.140	31.087	53.349	263.4	4:46:49.864												
139	2	2:01.052	36.197	30.919	53.936	263.4	4:48:50.916												

<b>66</b>	<b>JMW Motorsport</b>		Ferrari 458 Italia											
	1. James Walker		LM GTE Pro											
	2. Jonathan Cocker													
1	1	2:08.189	42.240	31.273	54.676	264.7	2:08.189							
2	1	2:01.784	36.919	31.236	53.629	264.1	4:09.973							
3	1	2:01.133	36.577	31.125	53.431	264.7	6:11.106							
4	1	2:00.682	36.288	31.048	53.346	264.7	8:11.788							
5	1	2:00.645	36.386	31.129	53.130	263.4	10:12.433							
6	1	2:00.248	36.114	31.058	53.076	263.4	12:12.681							
7	1	2:00.492	36.132	31.280	53.080	264.1	14:13.173							
8	1	2:00.699	36.168	31.308	53.223	260.9	16:13.872							
9	1	2:00.832	36.337	31.253	53.242	260.9	18:14.704							
10	1	2:00.534	36.056	31.389	53.089	261.5	20:15.238							
11	1	2:01.147	36.073	31.305	53.769	262.1	22:16.385							
12	1	2:00.537	36.208	31.223	53.106	264.1	24:16.922							
13	1	2:00.618	36.118	31.386	53.114	260.2	26:17.540							
14	1	2:01.496	36.254	31.245	53.997	262.1	28:19.036							
15	1	2:01.231	36.509	31.371	53.351	259.6	30:20.267							
16	1	2:01.004	36.317	31.320	53.367	260.9	32:21.271							
17	1	2:00.814	36.168	31.347	53.299	260.2	34:22.085							
18	1	2:00.749	36.204	31.382	53.163	260.9	36:22.834							
19	1	2:00.631	36.132	31.191	53.308	261.5	38:23.465							

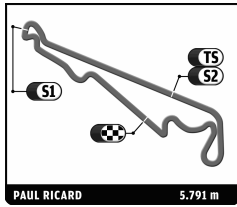


**ELMS**  
**6 HEURES DU CASTELLET**  
Race

Sector Analysis

							Personal Best		Session Best		B Crossing the finish line in pit lane								
Lap	D	Time	Sector 1	Sector 2	Sector 3	T. Spd	Elapsed	Lap	D	Time	Sector 1	Sector 2	Sector 3	T. Spd	Elapsed				
20	1	2:00.621	36.058	31.280	53.283	260.9	40:24.086	78	2	2:00.556	36.135	31.311	53.110	260.2	2:40:49.754				
21	1	2:01.231	36.418	31.360	53.453	262.1	42:25.317	79	2	1:59.295	<b>35.614</b>	31.172	52.509	259.0	2:42:49.049				
22	1	2:01.194	36.357	31.243	53.594	262.1	44:26.511	80	2	1:59.749	35.742	31.205	52.802	260.2	2:44:48.798				
23	1	2:01.551	36.639	31.291	53.621	262.8	46:28.062	81	2	2:00.259	36.166	31.126	52.967	262.1	2:46:49.057				
24	1	2:01.494	36.540	31.292	53.662	260.9	48:29.556	82	2	1:59.864	35.867	31.226	52.771	260.9	2:48:48.921				
25	1	2:01.467	36.603	31.302	53.562	261.5	50:31.023	83	2	1:59.883	35.862	31.273	52.748	260.9	2:50:48.804				
26	1	2:01.488	36.405	31.207	53.876	262.8	52:32.511	84	2	1:59.952	35.870	31.269	52.813	260.9	2:52:48.756				
27	1	2:01.064	36.322	31.318	53.424	260.2	54:33.575	85	2	1:59.988	35.902	31.174	52.912	261.5	2:54:48.744				
28	1	2:00.921	36.184	31.293	53.444	260.2	56:34.496	86	2	2:00.256	35.931	31.199	53.126	260.9	2:56:49.000				
29	1	2:01.506	36.460	31.230	53.816	264.1	58:36.002	87	2	2:00.395	35.872	31.077	53.446	263.4	2:58:49.395				
30	1	2:01.666	36.254	31.355	54.057	260.9	1:00:37.668	88	2	2:01.543	35.894	31.124	54.525	262.8	3:00:50.938				
31	1	2:01.342	36.704	31.249	53.389	261.5	1:02:39.010	89	2	2:00.500	36.253	31.254	52.993	261.5	3:02:51.438				
32	1	2:01.107	36.383	31.273	53.451	260.2	1:04:40.117	90	2	2:00.903	35.974	31.131	53.798	262.1	3:04:52.341				
33	1	2:01.541	36.255	31.279	54.007	261.5	1:06:41.658	91	2	2:00.735	35.993	31.131	53.611	262.8	3:06:53.076				
34	1	2:09.217 <b>B</b>	36.282	31.306	1:01.629	260.2	1:08:50.875	92	2	2:00.626	35.997	31.350	53.279	263.4	3:08:53.702				
35	2	3:38.258	2:12.173	31.607	54.478	260.2	1:12:29.133	93	2	2:01.595	36.392	31.118	54.085	266.0	3:10:55.297				
36	2	2:00.686	36.330	31.278	53.078	262.8	1:14:29.819	94	2	2:01.164	36.489	<b>30.924</b>	53.751	267.3	3:12:56.461				
37	2	2:00.874	36.429	31.267	53.178	260.9	1:16:30.693	95	2	2:00.905	36.005	31.197	53.703	261.5	3:14:57.366				
38	2	2:01.555	36.778	31.247	53.530	260.2	1:18:32.248	96	2	2:01.466	37.148	31.087	53.231	264.1	3:16:58.832				
39	2	2:01.235	36.425	31.463	53.347	260.2	1:20:33.483	97	2	2:00.182	36.091	31.194	52.897	260.9	3:18:59.014				
40	2	2:01.363	36.565	31.420	53.378	263.4	1:22:34.846	98	2	2:00.082	35.938	31.226	52.918	260.2	3:20:59.096				
41	2	2:01.322	36.339	31.425	53.558	259.6	1:24:36.168	99	2	2:02.076	35.937	31.219	54.920	262.8	3:23:01.172				
42	2	2:01.873	36.341	31.404	54.128	259.0	1:26:38.041	100	2	2:00.799	36.295	31.305	53.199	264.1	3:25:01.971				
43	2	2:02.233	37.135	31.555	53.543	262.1	1:28:40.274	101	2	2:00.741	36.309	31.103	53.329	263.4	3:27:02.712				
44	2	2:01.088	36.206	31.480	53.402	260.2	1:30:41.362	102	2	2:00.390	35.965	31.112	53.313	262.1	3:29:03.102				
45	2	2:02.214	36.446	31.557	54.211	260.2	1:32:43.576	103	2	2:01.065	36.074	31.130	53.861	260.2	3:31:04.167				
46	2	2:01.297	36.286	31.491	53.520	259.0	1:34:44.873	104	2	2:00.709	36.335	31.119	53.255	262.1	3:33:04.876				
47	2	2:01.855	36.188	31.386	54.281	260.9	1:36:46.728	105	2	2:08.241 <b>B</b>	36.029	31.117	1:01.095	262.8	3:35:13.117				
48	2	2:01.806	36.341	31.604	53.861	259.0	1:38:48.534	106	1	3:09.623	1:44.978	31.445	53.200	259.6	3:38:22.740				
49	2	2:01.391	36.575	31.483	53.333	260.2	1:40:49.925	107	1	2:00.500	36.073	31.294	53.133	259.6	3:40:23.240				
50	2	2:01.336	36.378	31.449	53.509	259.6	1:42:51.261	108	1	2:00.462	36.270	31.290	52.902	261.5	3:42:23.702				
51	2	2:01.445	36.720	31.235	53.490	261.5	1:44:52.706	109	1	2:00.671	36.036	31.318	53.317	260.2	3:44:24.373				
52	2	2:01.210	36.530	31.312	53.368	260.9	1:46:53.916	110	1	2:01.082	36.192	31.253	53.637	260.9	3:46:25.455				
53	2	2:00.848	36.126	31.392	53.330	260.9	1:48:54.764	111	1	2:01.294	36.671	31.389	53.234	260.2	3:48:26.749				
54	2	2:00.823	36.150	31.495	53.178	259.6	1:50:55.587	112	1	2:00.904	36.043	31.450	53.411	260.2	3:50:27.653				
55	2	2:00.891	36.099	31.469	53.323	260.2	1:52:56.478	113	1	2:00.765	36.145	31.354	53.266	259.6	3:52:28.418				
56	2	2:00.971	36.414	31.299	53.258	260.2	1:54:57.449	114	1	2:00.499	36.152	31.308	53.039	260.2	3:54:28.917				
57	2	2:00.702	36.114	31.316	53.272	260.2	1:56:58.151	115	1	2:00.901	36.164	31.423	53.314	260.9	3:56:29.818				
58	2	2:01.295	36.296	31.474	53.525	260.9	1:58:59.446	116	1	2:00.838	36.133	31.371	53.334	260.9	3:58:30.656				
59	2	2:01.993	36.371	32.480	53.142	260.2	2:01:01.439	117	1	2:00.619	36.080	31.348	53.191	262.1	4:00:31.275				
60	2	2:01.002	36.081	31.346	53.575	260.2	2:03:02.441	118	1	2:00.675	36.158	31.341	53.176	260.9	4:02:31.950				
61	2	2:00.655	36.214	31.280	53.161	260.9	2:05:03.096	119	1	2:00.824	36.216	31.379	53.229	260.2	4:04:32.774				
62	2	2:00.797	36.339	31.247	53.211	260.9	2:07:03.893	120	1	2:00.635	36.189	31.321	53.125	260.9	4:06:33.409				
63	2	2:00.746	36.322	31.373	53.051	264.1	2:09:04.639	121	1	2:00.485	36.100	31.291	53.094	260.9	4:08:33.894				
64	2	2:01.686	37.053	31.458	53.175	262.1	2:11:06.325	122	1	2:01.802	36.081	31.217	54.504	261.5	4:10:35.696				
65	2	2:01.208	36.247	31.415	53.546	260.9	2:13:07.533	123	1	2:01.599	36.890	31.274	53.435	262.8	4:12:37.295				
66	2	2:01.038	36.274	31.558	53.206	260.9	2:15:08.571	124	1	2:00.866	36.179	31.345	53.342	260.2	4:14:38.161				
67	2	2:01.560	36.472	31.277	53.811	261.5	2:17:10.131	125	1	2:01.299	36.330	31.323	53.646	260.2	4:16:39.460				
68	2	2:02.108	36.563	31.440	54.105	262.8	2:19:12.239	126	1	2:00.698	36.175	31.214	53.309	260.9	4:18:40.158				
69	2	2:09.562 <b>B</b>	36.348	31.374	1:01.840	260.9	2:21:21.801	127	1	2:01.112	36.298	31.298	53.516	262.8	4:20:41.270				
70	2	3:28.305	2:03.536	31.353	53.416	259.6	2:24:50.106	128	1	2:01.172	36.092	31.364	53.716	260.9	4:22:42.442				
71	2	2:00.508	36.275	31.165	53.068	259.6	2:26:50.614	129	1	2:00.643	36.064	31.280	53.299	261.5	4:24:43.085				
72	2	2:00.325	36.234	31.247	52.844	261.5	2:28:50.939	130	1	2:01.011	36.077	31.737	53.197	260.9	4:26:44.096				
73	2	1:59.944	36.105	31.159	52.680	260.9	2:30:50.883	131	1	2:01.829	37.045	31.338	53.446	260.2	4:28:45.925				
74	2	2:00.066	36.083	31.211	52.772	260.9	2:32:50.949	132	1	2:00.771	36.082	31.294	53.395	260.2	4:30:46.696				
75	2	1:59.397	35.881	31.052	52.464	262.8	2:34:50.346	133	1	2:01.044	36.138	31.272	53.634	260.9	4:32:47.740				
76	2	1:59.633	35.764	31.011	52.858	263.4	2:36:49.979	134	1	2:01.306	36.434	31.240	53.632	262.8	4:34:49.046				
77	2	<b>1:59.219</b>	35.705	31.054	<b>52.460</b>	262.1	2:38:49.198	135	1	2:01.412	36.478	31.223	53.711	262.1	4:36:50.458				



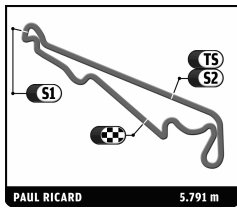


**ELMS**  
**6 HEURES DU CASTELLET**  
Race

Sector Analysis

							Personal Best		Session Best		B Crossing the finish line in pit lane								
Lap	D	Time	Sector 1	Sector 2	Sector 3	T. Spd	Elapsed	Lap	D	Time	Sector 1	Sector 2	Sector 3	T. Spd	Elapsed				
136	1	2:01.283	36.404	31.330	53.549	260.2	4:38:51.741	14	1	2:00.822	36.275	30.987	53.560	270.0	28:14.555				
137	1	2:01.267	36.308	31.376	53.583	260.2	4:40:53.008	15	1	2:01.402	36.972	31.037	53.393	270.7	30:15.957				
138	1	2:01.287	36.349	31.365	53.573	260.2	4:42:54.295	16	1	2:00.534	36.166	30.974	53.394	267.3	32:16.491				
139	1	2:01.803	36.564	31.379	53.860	260.2	4:44:56.098	17	1	2:00.787	36.243	30.978	53.566	266.0	34:17.278				
140	1	2:01.830	36.491	31.092	54.247	264.7	4:46:57.928	18	1	2:00.979	36.120	31.352	53.507	268.0	36:18.257				
141	1	2:09.919B	36.446	31.403	1:02.070	260.9	4:49:07.847	19	1	2:01.854	36.567	31.190	54.097	268.0	38:20.111				
142	2	3:27.170	2:01.720	31.681	53.769	260.2	4:52:35.017	20	1	2:01.439	36.372	31.140	53.927	268.0	40:21.550				
143	2	2:01.116	36.445	31.349	53.322	260.2	4:54:36.133	21	1	2:01.482	36.305	31.275	53.902	266.7	42:23.032				
144	2	2:00.459	36.200	31.250	53.009	260.9	4:56:36.592	22	1	2:02.088	36.165	31.043	54.880	268.0	44:25.120				
145	2	2:00.727	36.187	31.283	53.257	260.2	4:58:37.319	23	1	2:01.124	36.316	31.044	53.764	266.7	46:26.244				
146	2	2:00.587	36.043	31.393	53.151	259.6	5:00:37.906	24	1	2:01.679	36.467	31.017	54.195	268.0	48:27.923				
147	2	2:00.906	36.147	31.329	53.430	259.6	5:02:38.812	25	1	2:01.754	36.560	31.165	54.029	266.7	50:29.677				
148	2	2:01.219	36.148	31.401	53.670	259.6	5:04:40.031	26	1	2:04.168	36.377	31.206	56.585	266.0	52:33.845				
149	2	2:00.839	36.136	31.395	53.308	259.6	5:06:40.870	27	1	3:12.319B	36.794	31.583	2:03.942	267.3	55:46.164				
150	2	2:01.407	36.314	31.429	53.664	260.2	5:08:42.277	28	2	2:16.248	51.969	31.064	53.215	265.4	58:02.412				
151	2	2:01.264	36.304	31.413	53.547	260.2	5:10:43.541	29	2	2:00.724	36.155	31.037	53.532	266.7	1:00:03.136				
152	2	2:00.551	36.011	31.423	53.117	260.2	5:12:44.092	30	2	1:59.930	36.077	30.933	52.920	268.0	1:02:03.066				
153	2	2:00.779	36.155	31.417	53.207	260.2	5:14:44.871	31	2	2:01.455	36.128	31.815	53.512	264.7	1:04:04.521				
154	2	2:01.156	36.464	31.467	53.225	260.2	5:16:46.027	32	2	2:00.133	36.001	30.829	53.303	268.7	1:06:04.654				
155	2	2:01.150	36.171	31.367	53.612	259.6	5:18:47.177	33	2	2:01.098	36.214	31.069	53.815	266.7	1:08:05.752				
156	2	2:01.006	36.382	31.407	53.217	261.5	5:20:48.183	34	2	2:00.636	36.215	31.069	53.352	266.7	1:10:06.388				
157	2	2:00.634	36.153	31.324	53.157	263.4	5:22:48.817	35	2	2:00.424	36.023	30.996	53.405	267.3	1:12:06.812				
158	2	2:00.859	36.303	31.257	53.299	264.1	5:24:49.676	36	2	2:00.592	35.984	31.083	53.525	266.0	1:14:07.404				
159	2	2:00.845	36.152	31.258	53.435	260.9	5:26:50.521	37	2	2:00.591	36.143	30.869	53.579	268.0	1:16:07.995				
160	2	2:00.925	36.169	31.500	53.256	260.9	5:28:51.446	38	2	2:00.359	35.913	30.835	53.611	269.3	1:18:08.354				
161	2	2:00.837	36.054	31.477	53.306	260.9	5:30:52.283	39	2	2:02.180	37.552	31.090	53.538	268.0	1:20:10.534				
162	2	2:00.908	36.100	31.531	53.277	261.5	5:32:53.191	40	2	2:00.382	36.087	30.925	53.370	267.3	1:22:10.916				
163	2	2:00.778	36.163	31.384	53.231	260.9	5:34:53.969	41	2	2:00.319	36.181	30.912	53.226	267.3	1:24:11.235				
164	2	2:00.520	36.268	31.284	52.968	261.5	5:36:54.489	42	2	2:00.919	36.381	30.781	53.757	268.7	1:26:12.154				
165	2	2:01.177	36.249	31.406	53.522	260.9	5:38:55.666	43	2	2:00.595	36.090	30.905	53.600	268.0	1:28:12.749				
166	2	2:00.818	36.026	31.268	53.524	260.9	5:40:56.484	44	2	2:00.927	36.447	31.015	53.465	269.3	1:30:13.676				
167	2	2:00.952	36.404	31.396	53.152	260.9	5:42:57.436	45	2	2:00.776	36.052	30.964	53.760	270.0	1:32:14.452				
168	2	2:00.926	36.198	31.328	53.400	260.9	5:44:58.362	46	2	2:02.047	36.377	30.937	54.733	269.3	1:34:16.499				
169	2	2:01.104	36.599	31.319	53.186	264.1	5:46:59.466	47	2	2:01.420	36.073	30.950	54.397	270.0	1:36:17.919				
170	2	2:00.298	36.009	31.140	53.149	262.8	5:48:59.764	48	2	2:01.651	36.571	31.047	54.033	270.0	1:38:19.570				
171	2	2:00.584	36.259	31.235	53.090	262.8	5:51:00.348	49	2	2:00.390	36.047	30.856	53.487	266.7	1:40:19.960				
172	2	2:00.755	36.365	31.357	53.033	260.9	5:53:01.103	50	2	2:00.794	36.128	31.035	53.631	266.7	1:42:20.754				
173	2	2:01.000	36.179	31.507	53.314	260.9	5:55:02.103	51	2	2:01.159	36.176	30.847	54.136	268.7	1:44:21.913				
174	2	2:00.752	36.186	31.270	53.296	262.1	5:57:02.855	52	2	2:00.634	36.205	30.848	53.581	268.7	1:46:22.547				
175	2	2:01.300	36.060	31.336	53.904	260.9	5:59:04.155	53	2	2:02.334	37.437	31.057	53.840	267.3	1:48:24.881				
176	2	2:00.850	36.227	31.253	53.370	262.1	6:01:05.005	54	2	2:00.664	36.225	30.898	53.541	268.7	1:50:25.545				
								55	2	2:01.653	36.433	30.973	54.247	268.7	1:52:27.198				
								56	2	2:00.701	36.046	30.961	53.694	266.7	1:54:27.899				
								57	2	2:01.333	36.397	31.094	53.842	267.3	1:56:29.232				
								58	2	2:00.935	36.145	31.071	53.719	266.7	1:58:30.167				
								59	2	2:01.374	36.470	31.151	53.753	266.7	2:00:31.541				
								60	2	2:01.177	36.203	30.938	54.036	268.0	2:02:32.718				
								61	2	3:21.822B	36.661	30.917	2:14.244	268.0	2:05:54.540				
								62	3	2:20.167	54.140	31.612	54.415	264.1	2:08:14.707				
								63	3	2:02.277	36.906	31.119	54.252	266.7	2:10:16.984				
								64	3	2:02.332	36.795	31.014	54.523	266.0	2:12:19.316				
								65	3	2:02.808	37.043	31.213	54.552	267.3	2:14:22.124				
								66	3	2:02.651	37.013	31.075	54.563	266.0	2:16:24.775				
								67	3	2:03.305	37.068	31.086	55.151	265.4	2:18:28.080				
								68	3	2:03.057	36.651	31.196	55.210	267.3	2:20:31.137				
								69	3	2:02.763	36.646	31.349	54.768	264.7	2:22:33.900				
								70	3	2:03.161	36.746	31.163	55.252	265.4	2:24:37.061				
								71	3	2:02.253	36.622	31.169	54.462	264.7	2:26:39.314				

67 <b>Imsa Performance Matmut</b>							Porsche 911 RSR (997)	
1. Nicolas Armindo			3. Anthony Pons			LM GTE Am		
2. Raymond Narac								
1	1	2:07.396	41.719	30.742	54.935	266.0	2:07.396	
2	1	2:02.102	36.921	30.532	54.649	271.4	4:09.498	
3	1	2:00.960	36.402	<b>30.503</b>	54.055	269.3	6:10.458	
4	1	2:00.140	36.117	30.549	53.474	272.0	8:10.598	
5	1	1:59.868	35.886	30.955	53.027	268.0	10:10.466	
6	1	2:00.072	36.101	30.916	53.055	266.7	12:10.538	
7	1	1:59.929	35.850	30.877	53.202	268.0	14:10.467	
8	1	2:00.272	36.076	30.992	53.204	266.7	16:10.739	
9	1	2:01.169	36.447	30.896	53.826	264.1	18:11.908	
10	1	2:00.516	36.321	30.921	53.274	269.3	20:12.424	
11	1	2:00.311	36.135	30.809	53.367	268.7	22:12.735	
12	1	2:00.468	36.023	30.887	53.558	270.7	24:13.203	
13	1	2:00.530	36.075	30.836	53.619	270.7	26:13.733	



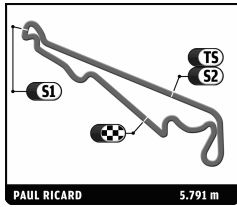
**ELMS**  
**6 HEURES DU CASTELLET**

Race

Sector Analysis

							Personal Best		Session Best		B Crossing the finish line in pit lane											
Lap	D	Time	Sector 1	Sector 2	Sector 3	T. Spd	Elapsed	Lap	D	Time	Sector 1	Sector 2	Sector 3	T. Spd	Elapsed							
72	3	2:02.142	36.907	31.119	54.116	267.3	2:28:41.456	130	3	2:03.129	37.093	31.374	54.662	264.7	4:29:26.774							
73	3	2:01.814	36.639	30.957	54.218	266.7	2:30:43.270	131	3	2:02.481	36.656	31.153	54.672	265.4	4:31:29.255							
74	3	2:01.921	36.288	31.093	54.540	264.7	2:32:45.191	132	3	2:03.225	37.018	31.308	54.899	266.0	4:33:32.480							
75	3	2:03.096	36.491	31.134	55.471	267.3	2:34:48.287	133	3	2:02.904	36.676	31.279	54.949	265.4	4:35:35.384							
76	3	2:02.839	36.534	31.075	55.230	266.0	2:36:51.126	134	3	2:02.735	36.730	31.071	54.934	268.0	4:37:38.119							
77	3	2:02.254	36.732	31.017	54.505	267.3	2:38:53.380	135	3	2:03.784	37.082	31.302	55.400	264.1	4:39:41.903							
78	3	2:02.037	36.411	31.041	54.585	266.7	2:40:55.417	136	3	2:02.428	36.817	31.173	54.438	264.7	4:41:44.331							
79	3	2:05.095	37.582	31.116	56.397	266.7	2:43:00.512	137	3	2:03.348	37.198	31.273	54.877	264.1	4:43:47.679							
80	3	2:03.778	36.958	32.112	54.708	267.3	2:45:04.290	138	3	2:02.256	36.680	31.135	54.441	264.7	4:45:49.935							
81	3	2:02.639	36.758	31.141	54.740	266.7	2:47:06.929	139	3	2:03.190	36.684	31.074	55.432	265.4	4:47:53.125							
82	3	2:02.739	36.931	31.186	54.622	266.0	2:49:09.668	140	3	2:03.311	37.228	31.427	54.656	266.0	4:49:56.436							
83	3	2:03.825	36.813	31.055	55.957	265.4	2:51:13.493	141	3	2:03.170	36.851	31.373	54.946	268.0	4:51:59.606							
84	3	2:03.328	37.150	31.211	54.967	266.7	2:53:16.821	142	3	2:03.215	36.794	31.296	55.125	264.7	4:54:02.821							
85	3	2:03.899	37.300	31.065	55.534	269.3	2:55:20.720	143	3	2:02.374	36.820	31.016	54.538	265.4	4:56:05.195							
86	3	2:03.645	37.305	31.257	55.083	267.3	2:57:24.365	144	3	2:02.202	36.590	31.279	54.333	267.3	4:58:07.397							
87	3	3:13.996B	36.849	31.258	2:05.889	264.7	3:00:38.361	145	3	3:18.660B	36.427	31.040	2:11.193	265.4	5:01:26.057							
88	2	2:17.540	52.710	31.272	53.558	265.4	3:02:55.901	146	1	2:14.684	51.091	31.069	52.524	264.1	5:03:40.741							
89	2	2:00.485	36.217	30.815	53.453	268.0	3:04:56.386	147	1	1:59.112	35.544	30.970	52.598	264.1	5:05:39.853							
90	2	2:00.317	36.559	30.839	52.919	267.3	3:06:56.703	148	1	1:59.515	35.758	31.073	52.684	264.7	5:07:39.368							
91	2	2:00.111	35.856	30.811	53.444	268.0	3:08:56.814	149	1	1:59.315	35.785	30.918	52.612	266.7	5:09:38.683							
92	2	2:02.350	36.318	30.917	55.115	269.3	3:10:59.164	150	1	1:59.354	35.650	30.992	52.712	264.7	5:11:38.037							
93	2	2:00.601	36.235	30.976	53.390	269.3	3:12:59.765	151	1	1:59.440	35.647	31.009	52.784	265.4	5:13:37.477							
94	2	1:59.689	35.794	30.672	53.223	270.7	3:14:59.454	152	1	1:59.987	36.077	31.080	52.830	265.4	5:15:37.464							
95	2	2:00.673	36.050	30.828	53.795	268.0	3:17:00.127	153	1	1:59.752	35.690	31.010	53.052	264.7	5:17:37.216							
96	2	1:59.632	35.695	30.795	53.142	270.0	3:18:59.759	154	1	1:59.804	35.823	31.024	52.957	266.0	5:19:37.020							
97	2	1:59.787	35.911	30.774	53.102	268.0	3:20:59.546	155	1	1:59.888	35.782	31.082	53.024	265.4	5:21:36.908							
98	2	2:01.037	36.015	30.738	54.284	270.7	3:23:00.583	156	1	1:59.755	35.784	31.040	52.931	266.0	5:23:36.663							
99	2	2:00.485	35.929	31.041	53.515	266.0	3:25:01.068	157	1	2:00.154	35.918	31.023	53.213	266.7	5:25:36.817							
100	2	2:00.174	35.981	30.946	53.247	265.4	3:27:01.242	158	1	2:01.717	36.874	31.493	53.350	265.4	5:27:38.534							
101	2	1:59.982	35.921	30.885	53.176	265.4	3:29:01.224	159	1	2:00.197	35.947	30.923	53.327	266.0	5:29:38.731							
102	2	2:00.386	36.105	30.805	53.476	266.7	3:31:01.610	160	1	2:00.000	35.787	31.006	53.207	264.7	5:31:38.731							
103	2	2:00.619	36.023	30.928	53.668	264.1	3:33:02.229	161	1	2:00.138	36.080	30.938	53.120	265.4	5:33:38.869							
104	2	2:00.087	35.891	31.066	53.130	267.3	3:35:02.316	162	1	2:00.186	35.943	31.073	53.170	266.0	5:35:39.055							
105	2	2:01.457	36.849	31.141	53.467	266.0	3:37:03.773	163	1	1:59.916	35.974	30.939	53.003	266.0	5:37:38.971							
106	2	2:01.901	36.377	30.873	54.651	266.7	3:39:05.674	164	1	1:59.693	35.861	30.921	52.911	269.3	5:39:38.664							
107	2	2:00.525	36.063	30.912	53.550	265.4	3:41:06.199	165	1	2:00.479	35.961	31.026	53.492	267.3	5:41:39.143							
108	2	2:00.828	35.999	30.954	53.875	265.4	3:43:07.027	166	1	2:00.054	35.810	30.962	53.282	265.4	5:43:39.197							
109	2	2:01.146	36.423	30.971	53.752	265.4	3:45:08.173	167	1	2:00.696	36.011	31.020	53.665	265.4	5:45:39.893							
110	2	2:00.685	36.129	31.029	53.527	265.4	3:47:08.858	168	1	2:00.326	35.940	31.054	53.332	266.0	5:47:40.219							
111	2	2:00.713	36.143	31.019	53.551	266.0	3:49:09.571	169	1	2:00.117	35.905	31.017	53.195	268.0	5:49:40.336							
112	2	2:01.051	35.998	31.064	53.989	266.0	3:51:10.622	170	1	2:00.562	36.263	31.114	53.185	265.4	5:51:40.898							
113	2	2:00.374	35.950	30.960	53.464	265.4	3:53:10.996	171	1	2:00.148	35.899	31.003	53.246	266.7	5:53:41.046							
114	2	2:01.049	36.069	31.021	53.959	266.7	3:55:12.045	172	1	2:00.506	36.004	31.063	53.439	266.7	5:55:41.552							
115	2	2:01.740	36.355	31.096	54.289	266.7	3:57:13.785	173	1	3:33.577B	36.230	31.126	2:26.221	266.7	5:59:15.129							
116	2	2:02.082	36.848	31.249	53.985	266.0	3:59:15.867	174	1	2:23.586	52.220	31.430	59.936	264.1	6:01:38.715							
117	2	2:02.889	36.659	31.352	54.878	265.4	4:01:18.756															
118	2	2:01.462	36.580	31.009	53.873	267.3	4:03:20.218															
119	2	2:01.342	36.285	31.142	53.915	267.3	4:05:21.560															
120	2	3:18.112B	36.396	30.927	2:10.789	266.0	4:08:39.672															
121	3	2:20.034	53.485	31.483	55.066	264.7	4:10:59.706															
122	3	2:02.902	36.956	31.133	54.813	264.1	4:13:02.608															
123	3	2:04.207	37.280	31.445	55.482	265.4	4:15:06.815															
124	3	2:03.088	37.096	31.098	54.894	267.3	4:17:09.903															
125	3	2:02.683	36.916	31.156	54.611	264.7	4:19:12.586															
126	3	2:02.458	36.714	31.288	54.456	263.4	4:21:15.044															
127	3	2:02.806	36.963	31.238	54.605	264.7	4:23:17.850															
128	3	2:02.764	37.063	31.180	54.521	264.1	4:25:20.614															
129	3	2:03.031	36.946	31.167	54.918	264.7	4:27:23.645															

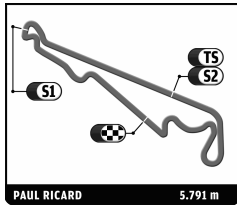
69		Gulf Racing		Aston Martin Vantage LM GTE Am													
		1.Roald Goethe															
		2.Stuart Hall															
1	2	2:08.531	42.591	31.130	54.810	276.2	2:08.531										
2	2	2:02.050	37.248	30.761	54.041	276.2	4:10.581										
3	2	2:01.164	37.064	30.597	53.503	274.8	6:11.745										
4	2	2:00.804	36.591	30.659	53.554	274.1	8:12.549										
5	2	2:00.901	36.655	30.832	53.414	271.4	10:13.450										
6	2	2:00.648	36.385	30.770	53.493	272.7	12:14.098										
7	2	2:00.782	36.387	30.832	53.563	272.0	14:14.880										
8	2	2:00.834	36.232	30.931	53.671	272.0	16:15.714										
9	2	2:01.144	36.539	30.912	53.693	272.7	18:16.858										



**ELMS**  
**6 HEURES DU CASTELLET**  
Race

Sector Analysis

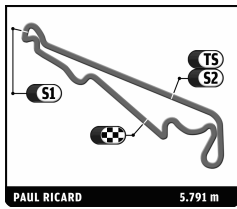
								<span style="color: green;">■</span> Personal Best <span style="color: purple;">■</span> Session Best <span style="color: black;">■</span> Crossing the finish line in pit lane							
Lap	D	Time	Sector 1	Sector 2	Sector 3	T. Spd	Elapsed	Lap	D	Time	Sector 1	Sector 2	Sector 3	T. Spd	Elapsed
10	2	2:00.866	36.372	30.784	53.710	272.0	20:17.724	68	2	2:00.830	36.209	31.068	53.553	270.7	2:25:12.883
11	2	2:01.867	36.578	31.163	54.126	275.5	22:19.591	69	2	2:00.600	36.307	30.916	53.377	269.3	2:27:13.483
12	2	2:02.734	37.028	30.909	54.797	272.7	24:22.325	70	2	2:00.831	36.256	30.929	53.646	270.0	2:29:14.314
13	2	2:03.674	37.550	31.633	54.491	269.3	26:25.999	71	2	2:00.175	36.098	30.778	53.299	270.7	2:31:14.489
14	2	2:01.537	36.593	31.041	53.903	271.4	28:27.536	72	2	2:00.962	36.317	30.840	53.805	269.3	2:33:15.451
15	2	2:01.586	36.483	31.127	53.976	270.7	30:29.122	73	2	2:00.877	36.473	30.943	53.461	272.7	2:35:16.328
16	2	2:01.806	36.668	31.089	54.049	270.7	32:30.928	74	2	2:00.306	36.436	30.673	53.197	272.0	2:37:16.634
17	2	2:01.879	36.455	31.117	54.307	270.0	34:32.807	75	2	2:00.086	36.102	30.696	53.288	270.0	2:39:16.720
18	2	2:01.716	36.614	31.012	54.090	271.4	36:34.523	76	2	2:00.485	36.256	30.719	53.510	270.7	2:41:17.205
19	2	2:02.884	36.687	31.220	54.977	269.3	38:37.407	77	2	2:00.515	36.283	30.804	53.428	270.7	2:43:17.720
20	2	2:02.314	36.811	31.125	54.378	271.4	40:39.721	78	2	2:00.517	36.212	30.800	53.505	269.3	2:45:18.237
21	2	2:01.655	36.601	31.148	53.906	270.7	42:41.376	79	2	2:00.764	36.244	30.656	53.864	271.4	2:47:19.001
22	2	2:03.041	36.621	31.116	55.304	270.7	44:44.417	80	2	2:00.521	36.215	30.843	53.463	270.7	2:49:19.522
23	2	2:02.180	36.643	31.079	54.458	270.7	46:46.597	81	2	2:01.780	36.451	30.762	54.567	272.0	2:51:21.302
24	2	2:01.763	36.769	30.928	54.066	274.1	48:48.360	82	2	2:01.916	36.406	30.702	54.808	274.1	2:53:23.218
25	2	2:02.015	36.955	30.964	54.096	270.7	50:50.375	83	2	2:01.165	36.255	30.634	54.276	273.4	2:55:24.383
26	2	2:01.463	36.538	30.994	53.931	271.4	52:51.838	84	2	2:00.562	36.219	30.628	53.715	272.0	2:57:24.945
27	2	2:01.560	36.487	31.006	54.067	271.4	54:53.398	85	2	2:00.832	36.640	30.731	53.461	272.7	2:59:25.777
28	2	2:01.759	36.704	30.784	54.271	277.6	56:55.157	86	2	2:00.543	36.266	30.723	53.554	272.0	3:01:26.320
29	2	2:02.088	36.835	30.975	54.278	270.7	58:57.245	87	2	2:01.479	36.325	30.761	54.393	274.8	3:03:27.799
30	2	2:01.416	36.475	30.921	54.020	270.0	1:00:58.661	88	2	2:00.436	36.303	30.707	53.426	272.0	3:05:28.235
31	2	3:40.092 <b>B</b>	37.040	31.251	2:31.801	273.4	1:04:38.753	89	2	2:00.097	36.125	30.701	53.271	271.4	3:07:28.332
32	1	2:26.743	56.011	32.562	58.170	270.0	1:07:05.496	90	2	1:59.934	36.042	30.599	53.293	271.4	3:09:28.266
33	1	2:07.854	38.503	31.609	57.742	269.3	1:09:13.350	91	2	1:59.949	36.100	30.609	53.240	272.0	3:11:28.215
34	1	2:06.778	38.158	31.365	57.255	268.7	1:11:20.128	92	2	2:00.046	36.006	30.702	53.338	272.0	3:13:28.261
35	1	2:08.599	38.379	32.438	57.782	248.3	1:13:28.727	93	2	2:00.182	36.267	30.611	53.304	272.0	3:15:28.443
36	1	2:07.627	38.575	31.635	57.417	269.3	1:15:36.354	94	2	2:00.663	36.637	30.549	53.477	275.5	3:17:29.106
37	1	2:07.333	38.339	31.727	57.267	268.0	1:17:43.687	95	2	2:01.231	36.048	30.533	54.650	274.1	3:19:30.337
38	1	2:09.379	38.635	32.994	57.750	267.3	1:19:53.066	96	2	2:01.035	36.288	31.011	53.736	271.4	3:21:31.372
39	1	2:07.920	38.210	31.493	58.217	270.0	1:22:00.986	97	2	2:00.236	36.180	<span style="background-color: green;">30.530</span>	53.526	273.4	3:23:31.608
40	1	2:05.637	37.599	31.151	56.887	259.0	1:24:06.623	98	2	2:00.463	36.309	30.635	53.519	272.0	3:25:32.071
41	1	2:06.304	37.980	31.249	57.075	267.3	1:26:12.927	99	2	3:42.284 <b>B</b>	36.364	30.710	2:35.210	272.0	3:29:14.355
42	1	2:06.238	37.896	31.517	56.825	270.0	1:28:19.165	100	1	2:25.189	55.080	32.066	58.043	271.4	3:31:39.544
43	1	2:08.900	38.395	31.697	58.808	259.0	1:30:28.065	101	1	2:07.070	38.609	31.915	56.546	270.0	3:33:46.614
44	1	2:06.261	38.337	31.652	56.272	269.3	1:32:34.326	102	1	2:06.988	38.041	31.633	57.314	268.7	3:35:53.602
45	1	2:06.703	38.127	31.312	57.264	271.4	1:34:41.029	103	1	2:06.372	37.398	31.458	57.516	268.7	3:37:59.974
46	1	2:06.341	37.918	31.420	57.003	268.7	1:36:47.370	104	1	2:06.575	37.913	31.851	56.811	269.3	3:40:06.549
47	1	2:07.242	38.229	31.437	57.576	270.7	1:38:54.612	105	1	2:06.975	38.813	31.623	56.539	270.0	3:42:13.524
48	1	2:06.484	38.564	31.520	56.400	269.3	1:41:01.096	106	1	2:05.554	37.628	31.583	56.343	268.0	3:44:19.078
49	1	2:06.169	37.806	31.538	56.825	268.7	1:43:07.265	107	1	2:05.234	37.928	31.219	56.087	270.7	3:46:24.312
50	1	2:06.122	38.253	31.362	56.507	268.7	1:45:13.387	108	1	2:06.146	38.049	31.536	56.561	271.4	3:48:30.458
51	1	2:06.250	37.613	31.456	57.181	269.3	1:47:19.637	109	1	2:05.862	37.874	31.583	56.405	268.7	3:50:36.320
52	1	2:08.264	38.965	31.782	57.517	270.0	1:49:27.901	110	1	2:06.113	38.378	31.625	56.110	268.0	3:52:42.433
53	1	2:06.591	38.046	31.533	57.012	268.7	1:51:34.492	111	1	2:06.653	38.814	31.701	56.138	270.0	3:54:49.086
54	1	2:07.051	38.771	31.347	56.933	272.0	1:53:41.543	112	1	2:05.903	37.844	31.197	56.862	268.7	3:56:54.989
55	1	2:07.848	38.066	31.601	58.181	266.7	1:55:49.391	113	1	2:06.061	37.783	31.410	56.868	268.7	3:59:01.050
56	1	2:06.365	37.819	31.536	57.010	268.7	1:57:55.756	114	1	2:06.575	37.869	31.492	57.214	270.0	4:01:07.625
57	1	2:09.839	39.091	32.965	57.783	268.0	2:00:05.595	115	1	2:07.273	38.049	32.101	57.123	268.7	4:03:14.898
58	1	2:07.681	38.243	31.762	57.676	268.7	2:02:13.276	116	1	2:08.818	37.928	31.508	59.382	269.3	4:05:23.716
59	1	2:07.909	38.320	31.663	57.926	270.7	2:04:21.185	117	1	2:06.656	38.134	31.531	56.991	268.7	4:07:30.372
60	1	2:07.724	38.632	31.733	57.359	269.3	2:06:28.909	118	1	2:08.102	39.051	31.540	57.511	274.1	4:09:38.474
61	1	2:06.848	38.308	31.518	57.022	268.7	2:08:35.757	119	1	2:07.236	38.163	31.484	57.589	268.7	4:11:45.710
62	1	2:08.754	39.518	31.748	57.488	272.0	2:10:44.511	120	1	2:07.248	37.794	31.385	58.069	270.0	4:13:52.958
63	1	2:07.756	38.237	31.660	57.859	272.0	2:12:52.267	121	1	23:08.155 <b>B</b>	38.696	31.790	...	268.7	4:37:01.113
64	1	2:06.844	38.092	31.517	57.235	271.4	2:14:59.111	122	1	4:26.169 <b>B</b>	1:29.088	36.242	2:20.839	241.1	4:41:27.282
65	1	2:07.103	37.891	31.482	57.730	270.0	2:17:06.214	123	2	2:27.069	58.463	33.060	55.546	266.0	4:43:54.351
66	1	3:45.048 <b>B</b>	38.492	31.712	2:34.844	271.4	2:20:51.262	124	2	2:02.118	36.723	31.192	54.203	270.0	4:45:56.469
67	2	2:20.791	55.117	31.230	54.444	270.0	2:23:12.053	125	2	2:00.578	36.556	30.837	53.185	270.0	4:47:57.047



**ELMS**  
**6 HEURES DU CASTELLET**  
Race

Sector Analysis

							Personal Best		Session Best		B Crossing the finish line in pit lane								
Lap	D	Time	Sector 1	Sector 2	Sector 3	T. Spd	Elapsed	Lap	D	Time	Sector 1	Sector 2	Sector 3	T. Spd	Elapsed				
126	2	2:00.355	36.135	30.666	53.554	271.4	4:49:57.402	20	1	2:01.025	36.718	31.119	53.188	269.3	40:16.562				
127	2	2:00.248	36.515	30.568	53.165	272.0	4:51:57.650	21	1	2:00.662	36.148	30.904	53.610	268.7	42:17.224				
128	2	<b>1:59.536</b>	<b>35.762</b>	30.693	<b>53.081</b>	270.0	4:53:57.186	22	1	2:00.707	36.375	30.984	53.348	268.0	44:17.931				
129	2	2:00.112	36.089	30.610	53.413	274.1	4:55:57.298	23	1	2:00.706	36.250	30.947	53.509	272.0	46:18.637				
130	2	1:59.889	36.077	30.648	53.164	271.4	4:57:57.187	24	1	2:00.931	36.303	31.033	53.595	268.7	48:19.568				
131	2	2:00.058	36.035	30.841	53.182	271.4	4:59:57.245	25	1	2:00.719	36.317	30.926	53.476	269.3	50:20.287				
132	2	2:00.206	35.963	30.936	53.307	270.0	5:01:57.451	26	1	2:00.625	36.470	30.905	53.250	268.0	52:20.912				
133	2	2:00.037	35.928	30.742	53.367	270.7	5:03:57.488	27	1	2:01.427	36.375	31.022	54.030	268.0	54:22.339				
134	2	2:00.365	36.270	30.831	53.264	268.7	5:05:57.853	28	1	2:02.148	37.033	31.235	53.880	267.3	56:24.487				
135	2	2:00.339	36.046	30.805	53.488	269.3	5:07:58.192	29	1	2:01.162	36.388	30.952	53.822	268.7	58:25.649				
136	2	2:02.387	36.842	31.142	54.403	269.3	5:10:00.579	30	1	2:03.197	37.572	31.145	54.480	268.7	1:00:28.846				
137	2	2:01.999	36.722	31.149	54.128	269.3	5:12:02.578	31	1	3:44.762 <b>B</b>	36.782	30.949	2:37.031	269.3	1:04:13.608				
138	2	2:01.891	36.694	31.103	54.094	269.3	5:14:04.469	32	2	2:16.960	52.272	30.955	53.733	267.3	1:06:30.568				
139	2	2:09.088	37.714	33.413	57.961	258.4	5:16:13.557	33	2	2:01.886	36.578	30.979	54.329	266.7	1:08:32.454				
140	2	3:38.026 <b>B</b>	40.927	31.690	2:25.409	268.7	5:19:51.583	34	2	2:02.948	36.628	31.064	55.256	266.0	1:10:35.402				
141	2	2:19.281	54.233	31.219	53.829	268.7	5:22:10.864	35	2	2:02.133	36.909	31.560	53.664	267.3	1:12:37.535				
142	2	2:00.443	36.484	30.715	53.244	270.0	5:24:11.307	36	2	2:01.147	36.473	30.960	53.714	268.0	1:14:38.682				
143	2	2:00.085	36.232	30.747	53.106	272.0	5:26:11.392	37	2	2:00.999	36.439	30.978	53.582	267.3	1:16:39.681				
144	2	2:00.771	36.703	30.838	53.230	270.0	5:28:12.163	38	2	2:00.899	36.250	31.102	53.547	265.4	1:18:40.580				
145	2	2:00.276	36.212	30.734	53.330	273.4	5:30:12.439	39	2	2:01.385	36.555	31.008	53.822	268.0	1:20:41.965				
146	2	2:00.821	36.218	30.902	53.701	268.0	5:32:13.260	40	2	2:01.118	36.411	31.080	53.627	266.7	1:22:43.083				
147	2	2:00.287	36.169	30.877	53.241	270.0	5:34:13.547	41	2	2:00.863	36.368	31.015	53.480	266.7	1:24:43.946				
148	2	2:00.534	36.139	30.936	53.459	270.7	5:36:14.081	42	2	2:02.031	37.354	31.118	53.559	270.0	1:26:45.977				
149	2	2:01.401	36.306	31.054	54.041	270.0	5:38:15.482	43	2	2:01.285	36.405	31.133	53.747	266.7	1:28:47.262				
150	2	2:02.181	36.439	30.954	54.788	270.0	5:40:17.663	44	2	2:02.380	37.238	31.069	54.073	267.3	1:30:49.642				
151	2	2:03.294	37.987	31.175	54.132	272.0	5:42:20.957	45	2	2:01.496	36.672	31.076	53.748	268.0	1:32:51.138				
152	2	2:01.564	36.766	31.031	53.767	271.4	5:44:22.521	46	2	2:01.378	36.484	31.150	53.744	264.7	1:34:52.516				
153	2	2:02.962	36.589	31.052	55.321	270.7	5:46:25.483	47	2	2:01.355	36.325	31.143	53.887	266.0	1:36:53.871				
154	2	2:04.071	37.077	31.430	55.564	257.1	5:48:29.554	48	2	2:01.597	36.691	31.142	53.764	268.7	1:38:55.468				
155	2	2:04.809	37.365	31.661	55.783	268.7	5:50:34.363	49	2	2:01.535	36.599	31.214	53.722	265.4	1:40:57.003				
156	2	2:06.496	37.974	31.826	56.696	269.3	5:52:40.859	50	2	2:01.806	36.718	31.050	54.038	267.3	1:42:58.809				
157	2	2:12.266	41.352	33.090	57.824	267.3	5:54:53.125	51	2	2:01.484	36.584	31.083	53.817	269.3	1:45:00.293				
158	2	2:17.038	38.811	32.437	1:05.790	266.7	5:57:10.163	52	2	2:01.052	36.391	31.119	53.542	268.0	1:47:01.345				
159	2	2:11.696	39.919	32.898	58.879	266.0	5:59:21.859	53	2	2:00.814	36.222	31.021	53.571	266.7	1:49:02.159				
160	2	2:17.981	39.419	33.057	1:05.505	266.0	6:01:39.840	54	2	2:00.890	36.313	30.994	53.583	268.0	1:51:03.049				
<b>75</b> Prospeed Competition Porsche 911 RSR (997)																			
1. Marc Goossens LM GTE Am																			
2. Maxime Soulet																			
1	1	2:07.263	41.205	31.231	54.827	268.7	2:07.263	58	2	2:01.256	36.789	30.993	53.474	269.3	1:59:08.755				
2	1	2:01.892	36.717	30.893	54.282	268.7	4:09.155	59	2	2:01.080	36.383	30.984	53.713	267.3	2:01:09.835				
3	1	2:00.827	36.439	30.794	53.594	268.0	6:09.982	60	2	2:00.782	36.183	30.963	53.636	268.0	2:03:10.617				
4	1	2:00.932	36.280	30.825	53.827	269.3	8:10.914	61	2	2:01.144	36.354	31.067	53.723	267.3	2:05:11.761				
5	1	2:00.169	36.063	30.682	53.424	273.4	10:11.083	62	2	2:02.837	37.181	31.207	54.449	268.0	2:07:14.598				
6	1	2:00.288	36.166	30.776	53.346	272.0	12:11.371	63	2	2:01.887	36.427	31.208	54.252	266.7	2:09:16.485				
7	1	<b>1:59.749</b>	<b>35.890</b>	30.718	<b>53.141</b>	272.0	14:11.120	64	2	3:02.805 <b>B</b>	36.519	31.030	1:55.256	267.3	2:12:19.290				
8	1	2:00.100	36.043	30.702	53.355	271.4	16:11.220	65	1	2:17.852	52.839	31.018	53.995	268.7	2:14:37.142				
9	1	2:00.256	36.241	<b>30.621</b>	53.394	272.0	18:11.476	66	1	2:00.757	36.272	30.905	53.580	270.0	2:16:37.899				
10	1	2:00.067	36.070	30.828	53.169	268.0	20:11.543	67	1	2:00.772	36.411	30.895	53.466	269.3	2:18:38.671				
11	1	1:59.899	35.908	30.788	53.203	268.7	22:11.442	68	1	2:01.357	36.533	30.847	53.977	268.7	2:20:40.028				
12	1	2:00.566	36.056	30.942	53.568	269.3	24:12.008	69	1	2:00.831	36.267	30.979	53.585	268.0	2:22:40.859				
13	1	2:00.874	36.292	30.859	53.723	268.7	26:12.882	70	1	2:00.541	36.114	30.934	53.493	268.7	2:24:41.400				
14	1	2:00.373	36.135	31.005	53.233	269.3	28:13.255	71	1	2:00.958	36.105	30.896	53.957	267.3	2:26:42.358				
15	1	2:00.905	36.351	30.896	53.658	272.0	30:14.160	72	1	2:00.635	36.252	30.906	53.477	268.7	2:28:42.993				
16	1	2:00.335	36.223	30.768	53.344	269.3	32:14.495	73	1	2:01.022	36.366	30.982	53.674	269.3	2:30:44.015				
17	1	2:00.500	36.274	30.885	53.341	268.7	34:14.995	74	1	2:01.631	36.190	30.889	54.552	270.7	2:32:45.646				
18	1	2:00.477	36.165	30.959	53.353	269.3	36:15.472	75	1	2:01.001	36.494	30.737	53.770	272.0	2:34:46.647				
19	1	2:00.065	35.992	30.835	53.238	268.7	38:15.537	76	1	2:00.741	36.233	30.998	53.510	266.0	2:36:47.388				
								77	1	2:01.205	36.643	30.945	53.617	268.0	2:38:48.593				

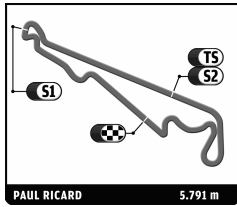


**ELMS**  
**6 HEURES DU CASTELLET**  
Race

Sector Analysis

							Personal Best		Session Best		B Crossing the finish line in pit lane						
Lap	D	Time	Sector 1	Sector 2	Sector 3	T. Spd	Elapsed	Lap	D	Time	Sector 1	Sector 2	Sector 3	T. Spd	Elapsed		
78	1	2:03.144	37.185	30.954	55.005	271.4	2:40:51.737	136	2	2:02.688	36.742	31.566	54.380	264.7	4:40:57.265		
79	1	2:01.112	36.356	31.034	53.722	267.3	2:42:52.849	137	2	2:01.850	36.777	31.158	53.915	266.7	4:42:59.115		
80	1	2:00.755	36.221	30.967	53.567	269.3	2:44:53.604	138	2	2:02.317	36.806	31.553	53.958	265.4	4:45:01.432		
81	1	2:02.066	36.897	30.996	54.173	268.7	2:46:55.670	139	2	2:02.184	36.707	31.139	54.338	266.7	4:47:03.616		
82	1	2:02.512	36.940	31.387	54.185	266.7	2:48:58.182	140	2	2:02.122	36.968	31.027	54.127	267.3	4:49:05.738		
83	1	2:01.663	36.748	31.072	53.843	268.0	2:50:59.845	141	2	2:02.370	36.829	31.080	54.461	268.0	4:51:08.108		
84	1	2:01.135	36.628	30.884	53.623	269.3	2:53:00.980	142	2	2:01.854	36.394	31.273	54.187	265.4	4:53:09.962		
85	1	2:02.750	36.532	30.960	55.258	267.3	2:55:03.730	143	2	2:02.945	36.652	31.213	55.080	266.7	4:55:12.907		
86	1	2:01.924	36.763	31.018	54.143	268.0	2:57:05.654	144	2	2:03.736	37.690	31.732	54.314	260.9	4:57:16.643		
87	1	2:01.964	36.611	31.084	54.269	270.0	2:59:07.618	145	2	3:12.659 B	36.954	31.114	2:04.591	268.7	5:00:29.302		
88	1	2:02.288	36.576	31.122	54.590	268.7	3:01:09.906	146	1	2:18.824	53.166	31.227	54.431	266.0	5:02:48.126		
89	1	2:01.525	36.482	31.160	53.883	266.0	3:03:11.431	147	1	2:01.190	36.302	31.009	53.879	266.0	5:04:49.316		
90	1	2:01.728	36.528	31.221	53.979	267.3	3:05:13.159	148	1	2:02.241	36.608	31.011	54.622	266.7	5:06:51.557		
91	1	2:01.772	36.758	31.011	54.003	268.7	3:07:14.931	149	1	2:02.689	36.518	31.183	54.988	267.3	5:08:54.246		
92	1	2:01.969	36.665	31.153	54.151	267.3	3:09:16.900	150	1	2:01.452	36.450	31.076	53.926	265.4	5:10:55.698		
93	1	2:01.577	36.609	31.106	53.862	267.3	3:11:18.477	151	1	2:01.268	36.368	31.138	53.762	266.7	5:12:56.966		
94	1	2:02.157	36.784	31.088	54.285	270.0	3:13:20.634	152	1	2:01.403	36.468	31.106	53.829	264.7	5:14:58.369		
95	1	2:01.490	36.491	30.962	54.037	268.7	3:15:22.124	153	1	2:01.612	36.501	31.056	54.055	266.7	5:16:59.981		
96	1	2:02.772	37.048	31.182	54.542	267.3	3:17:24.896	154	1	2:01.437	36.289	31.153	53.995	266.0	5:19:01.418		
97	1	2:01.913	36.707	31.095	54.111	265.4	3:19:26.809	155	1	2:01.437	36.557	31.169	53.711	265.4	5:21:02.855		
98	1	2:01.364	36.511	30.912	53.941	268.7	3:21:28.173	156	1	2:01.177	36.352	31.245	53.580	266.7	5:23:04.032		
99	1	3:19.293 B	36.746	30.940	2:11.607	266.7	3:24:47.466	157	1	2:00.798	36.308	31.062	53.428	266.7	5:25:04.830		
100	2	2:15.779	51.579	30.698	53.502	270.0	3:27:03.245	158	1	2:02.576	36.950	31.162	54.464	270.0	5:27:07.406		
101	2	2:00.282	36.147	30.742	53.393	270.7	3:29:03.527	159	1	2:01.116	36.418	31.150	53.548	268.0	5:29:08.522		
102	2	2:00.964	36.578	30.924	53.462	268.7	3:31:04.491	160	1	2:00.922	36.433	31.208	53.281	266.7	5:31:09.444		
103	2	2:01.555	36.503	31.578	53.474	267.3	3:33:06.046	161	1	2:01.073	36.465	30.926	53.682	268.7	5:33:10.517		
104	2	2:01.120	36.346	30.952	53.822	268.7	3:35:07.166	162	1	2:01.111	36.316	31.044	53.751	266.7	5:35:11.628		
105	2	2:01.002	36.667	30.994	53.341	270.0	3:37:08.168	163	1	2:01.507	36.516	31.003	53.988	266.7	5:37:13.135		
106	2	2:01.759	37.065	31.122	53.572	267.3	3:39:09.927	164	1	2:01.677	36.882	31.254	53.541	267.3	5:39:14.812		
107	2	2:01.000	36.419	30.956	53.625	266.7	3:41:10.927	165	1	2:01.985	36.646	31.030	54.309	267.3	5:41:16.797		
108	2	2:01.666	36.904	31.075	53.687	267.3	3:43:12.593	166	1	2:02.642	36.939	31.075	54.628	267.3	5:43:19.439		
109	2	2:01.112	36.397	31.191	53.524	266.7	3:45:13.705	167	1	2:01.631	36.773	31.106	53.752	266.7	5:45:21.070		
110	2	2:01.339	36.373	31.074	53.892	267.3	3:47:15.044	168	1	2:01.533	36.654	31.203	53.676	266.0	5:47:22.603		
111	2	2:00.894	36.342	31.079	53.473	266.0	3:49:15.938	169	1	2:02.311	36.679	31.188	54.444	266.7	5:49:24.914		
112	2	2:01.284	36.350	31.302	53.632	267.3	3:51:17.222	170	1	2:01.610	36.529	31.043	54.038	266.7	5:51:26.524		
113	2	2:01.331	36.439	31.159	53.733	266.0	3:53:18.553	171	1	2:02.203	37.378	31.233	53.592	268.0	5:53:28.727		
114	2	2:02.202	36.580	31.417	54.205	258.4	3:55:20.755	172	1	2:01.699	36.367	31.045	54.287	267.3	5:55:30.426		
115	2	2:01.286	36.300	31.147	53.839	267.3	3:57:22.041	173	1	2:01.333	36.439	31.254	53.640	266.7	5:57:31.759		
116	2	2:03.167	36.380	31.032	55.755	266.0	3:59:25.208	174	1	2:02.545	36.419	31.062	55.064	266.7	5:59:34.304		
117	2	2:02.330	37.281	31.235	53.814	266.7	4:01:27.538	175	1	2:02.914	37.175	31.281	54.458	267.3	6:01:37.218		
118	2	2:01.340	36.301	31.251	53.788	266.0	4:03:28.878										
119	2	2:02.236	36.827	31.533	53.876	266.0	4:05:31.114										
120	2	2:01.162	36.367	31.129	53.666	267.3	4:07:32.276										
121	2	2:02.858	37.466	31.305	54.087	276.2	4:09:35.134										
122	2	2:01.016	36.413	31.068	53.535	268.0	4:11:36.150										
123	2	2:01.175	36.454	31.053	53.668	266.0	4:13:37.325										
124	2	2:00.955	36.342	31.036	53.577	265.4	4:15:38.280										
125	2	2:00.982	36.260	31.010	53.712	266.7	4:17:39.262										
126	2	2:01.154	36.379	31.132	53.643	264.7	4:19:40.416										
127	2	2:02.206	36.738	31.140	54.328	267.3	4:21:42.622										
128	2	2:02.043	37.032	31.217	53.794	268.0	4:23:44.665										
129	2	2:01.480	36.654	31.111	53.715	266.7	4:25:46.145										
130	2	2:01.047	36.166	31.036	53.845	266.0	4:27:47.192										
131	2	2:38.405 B	36.307	31.166	1:30.932	263.4	4:30:25.597										
132	2	2:18.681	52.086	31.383	55.212	263.4	4:32:44.278										
133	2	2:02.122	37.004	31.269	53.849	265.4	4:34:46.400										
134	2	2:03.321	37.395	31.489	54.437	264.1	4:36:49.721										
135	2	2:04.856	39.144	31.491	54.221	266.7	4:38:54.577										

<b>83</b>	<b>JMB Racing</b>		Ferrari 458 Italia												
	1. Jaime Melo		LM GTE Pro												
	2. Marco Frezza														
1	1	2:06.001	40.767	31.192	54.042	266.0	2:06.001								
2	1	2:01.173	36.400	31.338	53.435	261.5	4:07.174								
3	1	2:00.844	36.261	31.317	53.266	260.2	6:08.018								
4	1	2:00.597	36.040	31.411	53.146	259.6	8:08.615								
5	1	2:00.101	35.939	31.202	52.960	261.5	10:08.716								
6	1	1:59.726	35.695	31.091	52.940	261.5	12:08.442								
7	1	1:59.703	35.755	31.043	52.905	262.1	14:08.145								
8	1	1:59.889	35.713	31.195	52.981	262.1	16:08.034								
9	1	1:59.916	35.804	31.201	52.911	259.6	18:07.950								
10	1	1:59.677	35.742	31.223	52.712	259.6	20:07.627								
11	1	2:00.055	35.743	31.334	52.978	260.2	22:07.682								
12	1	2:00.058	35.718	31.297	53.043	260.9	24:07.740								
13	1	2:01.027	36.529	31.242	53.256	260.9	26:08.767								
14	1	2:02.198	36.884	31.874	53.440	262.1	28:10.965								

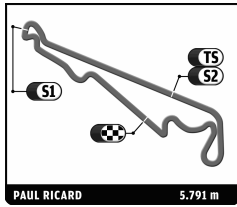


**ELMS**  
**6 HEURES DU CASTELLET**  
Race

Sector Analysis

							<span style="color: green;">■</span> Personal Best <span style="color: purple;">■</span> Session Best <span style="color: blue;">■</span> Crossing the finish line in pit lane								
Lap	D	Time	Sector 1	Sector 2	Sector 3	T. Spd	Elapsed	Lap	D	Time	Sector 1	Sector 2	Sector 3	T. Spd	Elapsed
15	1	2:01.298	36.122	31.219	53.957	262.8	30:12.263	73	1	1:59.738	35.736	31.135	52.867	262.8	2:30:14.328
16	1	2:00.539	35.982	31.287	53.270	260.9	32:12.802	74	1	1:59.711	35.478	31.218	53.015	259.6	2:32:14.039
17	1	1:59.891	35.748	31.147	52.996	261.5	34:12.693	75	1	1:59.656	35.476	31.287	52.893	260.2	2:34:13.695
18	1	2:00.119	35.805	31.244	53.070	262.1	36:12.812	76	1	2:00.457	36.149	31.291	53.017	259.0	2:36:14.152
19	1	1:59.893	35.765	31.101	53.027	262.1	38:12.705	77	1	1:59.804	35.686	30.920	53.198	266.0	2:38:13.956
20	1	2:00.367	35.844	31.269	53.254	260.2	40:13.072	78	1	2:00.203	36.003	31.356	52.844	259.0	2:40:14.159
21	1	2:00.339	35.955	31.173	53.211	261.5	42:13.411	79	1	1:59.519	35.568	31.211	52.740	262.8	2:42:13.678
22	1	2:00.332	35.904	31.220	53.208	261.5	44:13.743	80	1	1:59.658	35.522	31.227	52.909	260.9	2:44:13.336
23	1	2:00.520	35.931	31.247	53.342	261.5	46:14.263	81	1	2:00.117	35.647	31.350	53.120	259.6	2:46:13.453
24	1	2:00.419	35.845	31.228	53.346	260.9	48:14.682	82	1	2:00.079	35.653	31.372	53.054	259.6	2:48:13.532
25	1	2:00.749	35.893	31.175	53.681	261.5	50:15.431	83	1	2:00.307	35.750	31.494	53.063	259.6	2:50:13.839
26	1	2:00.208	35.919	31.245	53.044	260.2	52:15.639	84	1	1:59.952	35.587	31.263	53.102	260.2	2:52:13.791
27	1	2:00.510	35.813	31.289	53.408	260.9	54:16.149	85	1	2:00.966	36.285	31.366	53.315	260.9	2:54:14.757
28	1	2:00.791	35.955	31.235	53.601	262.1	56:16.940	86	1	2:00.513	35.987	31.265	53.261	261.5	2:56:15.270
29	1	2:00.064	35.737	31.197	53.130	261.5	58:17.004	87	1	2:00.561	35.825	31.360	53.376	260.2	2:58:15.831
30	1	2:00.369	35.865	31.145	53.359	263.4	1:00:17.373	88	1	2:01.629	35.835	31.316	54.478	260.2	3:00:17.460
31	1	1:59.892	35.767	31.024	53.101	262.8	1:02:17.265	89	1	2:01.035	35.920	31.132	53.983	264.1	3:02:18.495
32	1	2:00.160	35.667	31.112	53.381	264.1	1:04:17.425	90	1	2:00.295	35.861	31.120	53.314	262.1	3:04:18.790
33	1	3:20.392 <b>B</b>	36.239	31.237	2:12.916	261.5	1:07:37.817	91	1	2:00.572	35.837	31.197	53.538	262.8	3:06:19.362
34	2	2:20.031	54.406	31.471	54.154	262.8	1:09:57.848	92	1	1:59.850	35.692	31.096	53.062	261.5	3:08:19.212
35	2	2:00.931	36.346	31.302	53.283	259.6	1:11:58.779	93	1	2:00.160	35.828	31.210	53.122	262.1	3:10:19.372
36	2	2:00.730	35.974	31.260	53.496	260.2	1:13:59.509	94	1	2:00.381	35.832	31.337	53.212	261.5	3:12:19.753
37	2	2:00.317	35.884	31.216	53.217	259.6	1:15:59.826	95	1	2:00.276	35.859	31.058	53.359	261.5	3:14:20.029
38	2	2:00.938	36.065	31.221	53.652	260.2	1:18:00.764	96	1	2:00.625	36.060	31.021	53.544	267.3	3:16:20.654
39	2	2:01.006	35.894	31.320	53.792	259.6	1:20:01.770	97	1	2:00.226	35.899	31.053	53.274	264.1	3:18:20.880
40	2	2:00.949	36.257	31.253	53.439	262.8	1:22:02.719	98	1	2:00.277	35.672	31.015	53.590	262.1	3:20:21.157
41	2	2:00.507	36.314	<b>30.827</b>	53.366	268.7	1:24:03.226	99	1	2:00.224	35.884	31.092	53.248	264.7	3:22:21.381
42	2	2:00.591	36.016	31.265	53.310	260.2	1:26:03.817	100	1	2:01.440	36.308	31.285	53.847	262.1	3:24:22.821
43	2	2:01.387	36.166	31.540	53.681	259.0	1:28:05.204	101	1	2:01.466	36.012	31.244	54.210	262.1	3:26:24.287
44	2	2:01.039	36.110	31.342	53.587	259.6	1:30:06.243	102	1	3:22.325 <b>B</b>	36.130	31.446	2:14.749	259.6	3:29:46.612
45	2	2:01.234	36.140	31.462	53.632	260.2	1:32:07.477	103	2	2:19.746	53.868	31.879	53.999	259.0	3:32:06.358
46	2	2:00.595	35.857	31.317	53.421	260.2	1:34:08.072	104	2	2:00.755	36.400	31.230	53.125	262.1	3:34:07.113
47	2	2:01.349	36.032	31.260	54.057	262.8	1:36:09.421	105	2	2:00.293	35.989	31.356	52.948	259.6	3:36:07.406
48	2	2:01.405	36.645	31.268	53.492	260.9	1:38:10.826	106	2	1:59.815	35.829	31.306	52.680	259.6	3:38:07.221
49	2	2:00.593	35.893	31.377	53.323	260.2	1:40:11.419	107	2	1:59.844	35.808	31.131	52.905	262.8	3:40:07.065
50	2	2:00.495	36.027	31.217	53.251	260.2	1:42:11.914	108	2	2:00.970	36.784	31.212	52.974	259.6	3:42:08.035
51	2	2:01.189	36.272	31.249	53.668	259.0	1:44:13.103	109	2	2:00.470	36.082	31.262	53.126	262.8	3:44:08.505
52	2	2:01.267	36.529	31.204	53.534	262.1	1:46:14.370	110	2	1:59.677	35.716	31.307	<b>52.654</b>	260.9	3:46:08.182
53	2	2:00.647	35.910	31.464	53.273	260.2	1:48:15.017	111	2	1:59.795	35.820	31.204	52.771	259.0	3:48:07.977
54	2	2:00.346	35.965	31.237	53.144	260.9	1:50:15.363	112	2	2:00.283	35.822	31.229	53.232	260.9	3:50:08.260
55	2	2:00.378	35.840	31.292	53.246	259.6	1:52:15.741	113	2	2:00.026	35.937	31.339	52.750	260.2	3:52:08.286
56	2	2:00.328	35.798	31.285	53.245	259.6	1:54:16.069	114	2	2:00.707	36.181	31.275	53.251	260.2	3:54:08.993
57	2	2:00.961	36.357	31.244	53.360	264.7	1:56:17.030	115	2	2:01.235	36.649	31.251	53.335	261.5	3:56:10.228
58	2	2:00.532	35.914	31.291	53.327	260.2	1:58:17.562	116	2	2:00.143	35.815	31.268	53.060	261.5	3:58:10.371
59	2	2:00.832	35.964	31.370	53.498	260.9	2:00:18.394	117	2	2:00.779	36.037	31.242	53.500	260.2	4:00:11.150
60	2	2:00.658	35.828	31.281	53.549	259.6	2:02:19.052	118	2	2:00.354	35.891	31.347	53.116	260.2	4:02:11.504
61	2	2:01.670	35.968	31.306	54.396	260.9	2:04:20.722	119	2	2:00.293	35.928	31.256	53.109	260.2	4:04:11.797
62	2	2:01.127	36.277	31.270	53.580	261.5	2:06:21.849	120	2	2:00.887	35.855	31.278	53.754	260.9	4:06:12.684
63	2	2:03.109	38.260	31.012	53.837	268.0	2:08:24.958	121	2	2:00.509	35.867	31.330	53.312	260.2	4:08:13.193
64	2	2:00.643	36.103	31.278	53.262	261.5	2:10:25.601	122	2	2:00.445	35.864	31.238	53.343	259.6	4:10:13.638
65	2	2:01.166	36.258	31.213	53.695	262.1	2:12:26.767	123	2	2:00.793	35.967	31.310	53.516	260.2	4:12:14.431
66	2	2:01.397	36.491	31.291	53.615	262.8	2:14:28.164	124	2	2:00.612	36.044	31.288	53.280	260.9	4:14:15.043
67	2	3:24.517 <b>B</b>	36.219	31.191	2:17.107	262.1	2:17:52.681	125	2	2:01.587	35.956	31.233	54.398	261.5	4:16:16.630
68	1	2:20.264	54.732	31.404	54.128	259.6	2:20:12.945	126	2	2:00.637	35.929	31.356	53.352	259.6	4:18:17.267
69	1	2:01.069	35.920	31.461	53.688	257.1	2:22:14.014	127	2	2:00.631	35.976	31.281	53.374	260.2	4:20:17.898
70	1	2:00.488	35.629	31.158	53.701	261.5	2:24:14.502	128	2	2:00.860	36.033	31.235	53.592	260.9	4:22:18.758
71	1	1:59.591	35.593	31.042	52.956	262.8	2:26:14.093	129	2	2:01.359	35.988	31.374	53.997	262.1	4:24:20.117
72	1	2:00.497	35.855	31.050	53.592	264.7	2:28:14.590	130	2	2:01.054	36.275	31.337	53.442	260.9	4:26:21.171



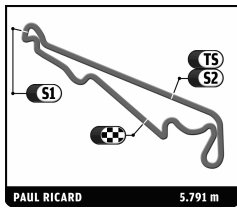


**ELMS**  
**6 HEURES DU CASTELLET**  
Race

Sector Analysis

							Personal Best		Session Best		B Crossing the finish line in pit lane						
Lap	D	Time	Sector 1	Sector 2	Sector 3	T. Spd	Elapsed	Lap	D	Time	Sector 1	Sector 2	Sector 3	T. Spd	Elapsed		
131	2	2:00.925	36.207	31.278	53.440	261.5	4:28:22.096	9	1	2:01.867	36.520	31.423	53.924	260.9	18:26.409		
132	2	2:01.235	36.040	31.250	53.945	259.6	4:30:23.331	10	1	2:03.101	37.204	31.432	54.465	260.2	20:29.510		
133	2	2:00.603	35.959	31.273	53.371	262.1	4:32:23.934	11	1	2:02.483	37.529	31.348	53.606	263.4	22:31.993		
134	2	2:01.845	36.648	31.421	53.776	260.2	4:34:25.779	12	1	2:02.797	37.557	31.386	53.854	263.4	24:34.790		
135	2	2:02.330	36.835	31.355	54.140	260.2	4:36:28.109	13	1	2:01.238	36.239	31.393	53.606	259.0	26:36.028		
136	2	2:01.539	36.324	31.355	53.860	259.6	4:38:29.648	14	1	2:01.427	36.353	31.338	53.736	261.5	28:37.455		
137	2	3:31.053 B	36.624	31.393	2:23.036	261.5	4:42:00.701	15	1	2:01.400	36.319	31.325	53.756	261.5	30:38.855		
138	1	2:17.872	53.238	31.282	53.352	260.2	4:44:18.573	16	1	2:01.666	36.616	31.261	53.789	260.9	32:40.521		
139	1	2:00.005	35.702	31.096	53.207	262.8	4:46:18.578	17	1	2:01.172	36.294	31.336	53.542	260.9	34:41.693		
140	1	1:59.709	35.689	31.257	52.763	260.2	4:48:18.287	18	1	2:01.383	36.357	31.312	53.714	262.1	36:43.076		
141	1	1:59.775	35.571	31.270	52.934	260.2	4:50:18.062	19	1	2:00.839	36.287	31.140	53.412	264.1	38:43.915		
142	1	1:59.687	35.485	31.318	52.884	259.6	4:52:17.749	20	1	2:00.540	36.283	30.967	53.290	264.1	40:44.455		
143	1	1:59.909	35.595	31.329	52.985	259.6	4:54:17.658	21	1	2:01.270	36.369	31.290	53.611	260.9	42:45.725		
144	1	2:00.195	35.987	31.229	52.979	260.9	4:56:17.853	22	1	2:02.817	37.245	31.883	53.689	261.5	44:48.542		
145	1	1:59.487	35.561	31.211	52.715	260.2	4:58:17.340	23	1	2:01.313	36.264	31.413	53.636	263.4	46:49.855		
146	1	1:59.809	35.628	31.333	52.848	259.6	5:00:17.149	24	1	2:01.104	36.400	31.296	53.408	260.9	48:50.959		
147	1	2:00.002	35.640	31.303	53.059	260.2	5:02:17.151	25	1	2:01.156	36.404	31.260	53.492	261.5	50:52.115		
148	1	1:59.738	35.537	31.297	52.904	259.0	5:04:16.889	26	1	2:01.477	36.317	31.292	53.868	262.8	52:53.592		
149	1	2:00.077	35.740	31.354	52.983	259.0	5:06:16.966	27	1	2:01.323	36.349	31.258	53.716	264.1	54:54.915		
150	1	2:00.991	36.261	31.458	53.272	260.2	5:08:17.957	28	1	2:02.223	36.779	31.349	54.095	261.5	56:57.138		
151	1	1:59.539	35.413	31.186	52.940	260.9	5:10:17.496	29	1	2:01.900	36.943	31.267	53.690	261.5	58:59.038		
152	1	1:59.566	35.496	31.185	52.885	261.5	5:12:17.062	30	1	3:52.651 B	36.818	31.244	2:44.589	260.9	1:02:51.689		
153	1	1:59.620	35.699	31.211	52.710	262.1	5:14:16.682	31	2	2:26.722	56.905	33.767	56.050	260.9	1:05:18.411		
154	1	2:00.816	35.590	31.174	54.052	266.0	5:16:17.498	32	2	2:22.252	37.884	31.741	1:12.627	258.4	1:07:40.663		
155	1	1:59.991	35.800	31.219	52.972	262.1	5:18:17.489	33	2	2:07.266	38.506	32.300	56.460	257.1	1:09:47.929		
156	1	1:59.510	35.622	31.226	52.662	261.5	5:20:16.999	34	2	2:05.771	38.702	31.812	55.257	257.8	1:11:53.700		
157	1	1:59.879	35.450	31.172	53.257	262.8	5:22:16.878	35	2	2:06.461	37.763	31.867	56.831	257.1	1:14:00.161		
158	1	2:00.114	35.621	31.180	53.313	262.8	5:24:16.992	36	2	2:07.715	38.276	32.311	57.128	259.6	1:16:07.876		
159	1	1:59.757	35.584	31.090	53.083	266.7	5:26:16.749	37	2	2:07.846	38.390	32.304	57.152	257.8	1:18:15.722		
160	1	2:00.416	35.697	31.169	53.550	262.8	5:28:17.165	38	2	2:06.316	38.201	31.998	56.117	258.4	1:20:22.038		
161	1	2:00.091	35.631	31.112	53.348	263.4	5:30:17.256	39	2	2:05.948	37.693	32.064	56.191	257.1	1:22:27.986		
162	1	1:59.871	35.587	31.103	53.181	263.4	5:32:17.127	40	2	2:05.490	38.124	31.849	55.517	262.1	1:24:33.476		
163	1	2:00.087	35.754	31.087	53.246	262.8	5:34:17.214	41	2	2:07.268	38.372	32.107	56.789	259.0	1:26:40.744		
164	1	2:00.411	35.801	31.103	53.507	262.8	5:36:17.625	42	2	2:06.035	37.972	32.149	55.914	258.4	1:28:46.779		
165	1	2:00.146	35.763	31.072	53.311	264.1	5:38:17.771	43	2	2:07.546	38.623	32.070	56.853	258.4	1:30:54.325		
166	1	2:01.125	35.973	31.003	54.149	266.0	5:40:18.896	44	2	2:06.753	37.941	32.224	56.588	257.8	1:33:01.078		
167	1	2:00.783	36.268	31.102	53.413	262.8	5:42:19.679	45	2	2:06.720	38.041	32.050	56.629	258.4	1:35:07.798		
168	1	2:00.295	35.635	31.168	53.492	263.4	5:44:19.974	46	2	2:06.274	37.907	32.012	56.355	258.4	1:37:14.072		
169	1	2:00.427	35.721	31.162	53.544	262.8	5:46:20.401	47	2	2:05.938	37.826	32.030	56.082	256.5	1:39:20.010		
170	1	2:00.999	35.928	31.097	53.974	266.0	5:48:21.400	48	2	2:06.071	37.817	31.981	56.273	257.8	1:41:26.081		
171	1	2:24.820 B	36.276	31.079	1:17.465	265.4	5:50:46.220	49	2	2:05.494	37.926	32.012	55.556	256.5	1:43:31.575		
172	1	2:16.308	51.241	31.137	53.930	265.4	5:53:02.528	50	2	2:05.063	37.466	31.865	55.732	257.1	1:45:36.638		
173	1	2:00.763	35.927	31.138	53.698	266.0	5:55:03.291	51	2	2:04.624	37.478	31.734	55.412	257.8	1:47:41.262		
174	1	2:00.523	35.817	31.093	53.613	265.4	5:57:03.814	52	2	2:04.101	37.342	31.598	55.161	258.4	1:49:45.363		
175	1	2:01.153	35.807	31.003	54.343	268.0	5:59:04.967	53	2	2:04.174	37.243	31.633	55.298	260.9	1:51:49.537		
176	1	2:01.112	36.145	31.017	53.950	266.7	6:01:06.079	54	2	2:03.933	36.888	31.879	55.166	256.5	1:53:53.470		
								55	2	2:04.404	37.548	31.772	55.084	257.8	1:55:57.874		
								56	2	2:04.102	37.118	31.676	55.308	260.9	1:58:01.976		
								57	2	2:04.450	37.590	31.492	55.368	261.5	2:00:06.426		
								58	2	2:05.449	37.848	31.830	55.771	262.8	2:02:11.875		
								59	2	2:04.247	37.322	31.764	55.161	258.4	2:04:16.122		
								60	2	2:04.891	37.168	31.905	55.818	257.8	2:06:21.013		
								61	2	2:05.456	38.302	31.727	55.427	261.5	2:08:26.469		
								62	2	2:04.625	37.567	31.659	55.399	259.0	2:10:31.094		
								63	2	2:04.821	37.513	31.667	55.641	262.8	2:12:35.915		
								64	2	3:24.126 B	37.759	31.722	2:14.645	260.2	2:16:00.041		
								65	1	2:22.302	55.812	32.190	54.300	257.8	2:18:22.343		
								66	1	2:01.769	36.693	31.401	53.675	260.2	2:20:24.112		

<b>99</b>	<b>JMB Racing</b>		Ferrari 458 Italia													
	1. Alain Ferte		LM GTE Am													
		2. Philippe Illiano														
1	1	2:11.031	44.600	31.429	55.002	263.4	2:11.031									
2	1	2:02.858	36.998	31.169	54.691	265.4	4:13.889									
3	1	2:02.332	36.707	31.014	54.611	264.7	6:16.221									
4	1	2:02.629	36.963	31.232	54.434	264.7	8:18.850									
5	1	2:01.918	36.987	31.372	53.559	260.9	10:20.768									
6	1	2:01.464	36.425	31.321	53.718	260.9	12:22.232									
7	1	2:01.085	36.444	31.241	53.400	261.5	14:23.317									
8	1	2:01.225	36.121	31.322	53.782	260.9	16:24.542									



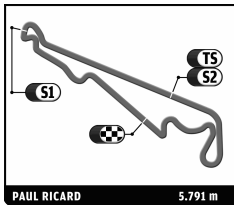
## ELMS 6 HEURES DU CASTELLET

Race

### Sector Analysis

							■ Personal Best		■ Session Best		■ Crossing the finish line in pit lane								
Lap	D	Time	Sector 1	Sector 2	Sector 3	T. Spd	Elapsed	Lap	D	Time	Sector 1	Sector 2	Sector 3	T. Spd	Elapsed				
67	1	2:01.949	36.744	31.470	53.735	259.0	2:22:26.061	125	2	2:04.214	37.101	31.665	55.448	259.6	4:23:01.798				
68	1	2:01.409	36.139	31.396	53.874	259.6	2:24:27.470	126	2	2:04.295	37.225	31.770	55.300	257.1	4:25:06.093				
69	1	2:01.913	36.482	31.278	54.153	259.6	2:26:29.383	127	2	2:47.442 B	37.250	31.771	1:38.421	256.5	4:27:53.535				
70	1	2:00.702	36.079	31.296	53.327	259.0	2:28:30.085	128	2	2:24.639	54.528	33.233	56.878	253.5	4:30:18.174				
71	1	2:00.508	35.845	31.331	53.332	260.9	2:30:30.593	129	2	2:05.444	37.715	32.213	55.516	255.3	4:32:23.618				
72	1	2:01.395	36.867	31.301	53.227	258.4	2:32:31.988	130	2	2:05.929	38.349	32.181	55.399	258.4	4:34:29.547				
73	1	2:00.731	35.987	31.319	53.425	258.4	2:34:32.719	131	2	2:05.904	37.495	32.392	56.017	258.4	4:36:35.451				
74	1	2:00.639	36.126	31.263	53.250	259.0	2:36:33.358	132	2	2:05.338	37.635	32.260	55.443	255.3	4:38:40.789				
75	1	2:00.633	36.236	31.108	53.289	262.8	2:38:33.991	133	2	2:04.838	37.480	32.073	55.285	255.9	4:40:45.627				
76	1	2:00.736	36.042	31.559	53.135	259.0	2:40:34.727	134	2	2:04.468	37.864	31.843	54.761	258.4	4:42:50.095				
77	1	2:00.965	36.040	31.334	53.591	258.4	2:42:35.692	135	2	2:04.271	37.185	31.760	55.326	257.1	4:44:54.366				
78	1	2:00.807	36.119	31.369	53.319	259.0	2:44:36.499	136	2	2:05.018	37.476	31.782	55.760	259.6	4:46:59.384				
79	1	2:01.110	36.269	31.243	53.598	259.6	2:46:37.609	137	2	2:04.671	37.399	31.821	55.451	259.0	4:49:04.055				
80	1	2:00.631	35.971	31.275	53.385	258.4	2:48:38.240	138	2	2:05.498	37.415	31.952	56.131	256.5	4:51:09.553				
81	1	2:01.624	36.715	31.341	53.568	263.4	2:50:39.864	139	2	2:05.095	37.741	32.013	55.341	259.6	4:53:14.648				
82	1	2:00.621	36.028	31.249	53.344	261.5	2:52:40.485	140	2	2:04.208	37.136	31.816	55.256	259.6	4:55:18.856				
83	1	2:00.953	36.140	31.035	53.778	264.7	2:54:41.438	141	2	3:11.112 B	37.971	31.805	2:01.336	258.4	4:58:29.968				
84	1	2:01.372	36.069	31.361	53.942	259.6	2:56:42.810	142	1	2:21.106	53.772	32.228	55.106	255.9	5:00:51.074				
85	1	2:00.649	36.074	31.365	53.210	259.6	2:58:43.459	143	1	2:03.505	37.527	31.555	54.423	259.0	5:02:54.579				
86	1	2:01.969	36.334	31.386	54.249	259.0	3:00:45.428	144	1	2:01.831	36.617	31.433	53.781	260.2	5:04:56.410				
87	1	2:01.216	36.258	31.322	53.636	260.2	3:02:46.644	145	1	2:02.636	37.336	31.429	53.871	259.6	5:06:59.046				
88	1	2:01.167	36.422	31.264	53.481	259.6	3:04:47.811	146	1	2:01.408	36.442	31.371	53.595	259.0	5:09:00.454				
89	1	2:04.208	38.078	31.712	54.418	262.8	3:06:52.019	147	1	2:01.622	36.352	31.346	53.924	259.0	5:11:02.076				
90	1	2:01.249	36.268	31.315	53.666	259.6	3:08:53.268	148	1	2:01.701	36.545	31.412	53.744	259.6	5:13:03.777				
91	1	2:01.622	36.388	31.307	53.927	259.6	3:10:54.890	149	1	2:04.744	36.511	31.450	56.783	259.0	5:15:08.521				
92	1	2:02.650	36.459	31.236	54.955	262.1	3:12:57.540	150	1	2:01.717	36.561	31.506	53.650	259.0	5:17:10.238				
93	1	2:02.875	37.280	31.554	54.041	260.9	3:15:00.415	151	1	2:01.751	36.328	31.406	54.017	259.6	5:19:11.989				
94	1	2:00.948	36.289	31.136	53.523	262.1	3:17:01.363	152	1	2:00.874	36.185	31.464	53.225	259.6	5:21:12.863				
95	1	2:00.638	36.168	31.142	53.328	262.8	3:19:02.001	153	1	2:01.080	36.228	31.427	53.425	259.6	5:23:13.943				
96	1	2:00.876	36.308	31.234	53.334	261.5	3:21:02.877	154	1	2:01.290	36.298	31.348	53.644	259.0	5:25:15.233				
97	1	2:02.255	36.374	31.225	54.656	257.1	3:23:05.132	155	1	2:01.339	36.203	31.413	53.723	259.0	5:27:16.572				
98	1	3:23.917 B	36.907	31.640	2:15.370	259.0	3:26:29.049	156	1	2:00.629	36.093	31.315	53.221	259.0	5:29:17.201				
99	2	2:22.412	54.845	32.334	55.233	255.9	3:28:51.461	157	1	2:00.923	36.382	31.222	53.319	260.2	5:31:18.124				
100	2	2:12.999	44.616	32.342	56.041	261.5	3:31:04.460	158	1	2:01.115	36.116	31.287	53.712	260.2	5:33:19.239				
101	2	2:04.975	37.907	31.628	55.440	262.1	3:33:09.435	159	1	2:00.426	36.176	31.266	52.984	260.9	5:35:19.665				
102	2	2:04.696	37.484	31.613	55.599	259.6	3:35:14.131	160	1	2:00.970	36.236	31.253	53.481	260.2	5:37:20.635				
103	2	2:05.777	38.460	31.849	55.468	258.4	3:37:19.908	161	1	2:00.714	36.066	31.383	53.265	259.6	5:39:21.349				
104	2	2:04.918	37.590	31.824	55.504	259.6	3:39:24.826	162	1	2:01.149	36.519	31.287	53.343	260.2	5:41:22.498				
105	2	2:05.035	37.539	31.809	55.687	258.4	3:41:29.861	163	1	2:02.617	37.563	31.384	53.670	261.5	5:43:25.115				
106	2	2:04.510	37.420	31.761	55.329	257.8	3:43:34.371	164	1	2:00.831	36.203	31.279	53.349	260.2	5:45:25.946				
107	2	2:05.201	37.786	31.669	55.746	260.9	3:45:39.572	165	1	2:01.723	37.026	31.313	53.384	260.9	5:47:27.669				
108	2	2:04.579	37.292	31.940	55.347	259.6	3:47:44.151	166	1	2:01.417	36.429	31.318	53.670	259.6	5:49:29.086				
109	2	2:04.432	37.437	31.910	55.085	258.4	3:49:48.583	167	1	2:02.649	36.432	31.391	54.826	259.0	5:51:31.735				
110	2	2:05.213	37.764	32.142	55.307	256.5	3:51:53.796	168	1	2:01.559	36.456	31.370	53.733	260.2	5:53:33.294				
111	2	2:05.966	37.795	32.441	55.730	259.0	3:53:59.762	169	1	2:02.681	37.201	31.335	54.145	260.2	5:55:35.975				
112	2	2:04.788	37.589	31.730	55.469	259.6	3:56:04.550	170	1	2:01.769	36.686	31.429	53.654	259.6	5:57:37.744				
113	2	2:04.722	37.227	31.936	55.559	255.9	3:58:09.272	171	1	2:01.312	36.605	31.198	53.509	262.1	5:59:39.056				
114	2	2:04.944	38.193	31.834	54.917	257.8	4:00:14.216	172	1	2:01.200	36.249	31.208	53.743	260.9	6:01:40.256				
115	2	2:04.177	37.238	31.824	55.115	257.8	4:02:18.393												
116	2	2:03.747	37.132	31.837	54.778	256.5	4:04:22.140												
117	2	2:03.905	37.231	31.721	54.953	257.8	4:06:26.045												
118	2	2:04.280	37.213	31.972	55.095	257.1	4:08:30.325												
119	2	2:04.587	37.191	31.860	55.536	257.8	4:10:34.912												
120	2	2:04.408	37.449	31.680	55.279	258.4	4:12:39.320												
121	2	2:04.272	37.369	31.843	55.060	259.6	4:14:43.592												
122	2	2:04.208	37.213	31.957	55.038	256.5	4:16:47.800												
123	2	2:04.378	37.063	32.388	54.927	254.7	4:18:52.178												
124	2	2:05.406	37.718	32.670	55.018	260.9	4:20:57.584												



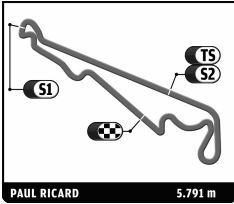


**ELMS**  
**6 HEURES DU CASTELLET**  
Race

Analysis by lap

Lapped

Nr	Lap Time	Gap	Nr	Lap Time	Gap	Nr	Lap Time	Gap	Nr	Lap Time	Gap	Nr	Lap Time	Gap
<b>Lap 1</b>			42	1:56.418	25.447	<b>Lap 6</b>			11	1:52.237	22.295	<b>Lap 11</b>		
17	1:52.567		40	1:59.283	30.218	17	1:50.435		19	1:52.264	22.941	17	1:53.293	
46	1:53.411	0.844	83	2:00.844	35.107	46	1:50.376	0.598	44	1:54.106	39.049	46	1:54.027	1.230
1	1:54.956	2.389	75	2:00.827	37.071	1	1:50.729	5.840	42	1:55.057	47.537	<span style="background-color: #000080; color: white;">60</span>	2:02.257	1 Lap
24	1:56.990	4.423	67	2:00.960	37.547	24	1:51.595	10.057	83	1:59.889	1'21.824	1	1:52.058	5.896
10	1:58.384	5.817	66	2:01.133	38.195	10	1:51.212	11.290	67	2:00.272	1'24.529	<span style="background-color: #000080; color: white;">99</span>	2:03.101	1 Lap
38	1:58.768	6.201	69	2:01.164	38.834	38	1:51.897	15.888	75	2:00.100	1'25.010	24	1:51.809	11.425
18	1:59.385	6.818	60	2:01.433	41.948	18	1:51.602	16.241	66	2:00.699	1'27.662	10	1:52.021	12.916
11	2:00.080	7.513	61	2:02.751	42.899	18	1:51.602	16.241	69	2:00.834	1'29.504	<span style="background-color: #000080; color: white;">61</span>	2:03.722	1 Lap
19	2:00.513	7.946	99	2:02.332	43.310	<span style="background-color: #000080; color: white;">45</span>	1:53.053	3 Laps	60	2:01.175	1'34.638	18	1:51.156	20.035
40	2:03.383	10.816	<b>Lap 4</b>			11	1:52.719	19.247	60	2:01.225	1'38.332	38	1:52.711	21.284
42	2:03.700	11.133	17	1:50.693		44	1:52.556	19.820	99	2:01.225	1'38.332	<span style="background-color: #000080; color: white;">45</span>	1:51.847	3 Laps
44	2:05.863	13.296	46	1:50.828	0.796	44	1:53.662	32.563	61	2:02.730	1'45.317	11	1:52.126	24.166
83	2:06.001	13.434	1	1:52.205	5.244	42	1:55.021	39.408	<b>Lap 9</b>			19	1:52.401	24.855
75	2:07.263	14.696	24	1:51.762	7.927	40	1:58.408	53.604	17	1:50.636		44	1:54.301	47.541
67	2:07.396	14.829	<span style="background-color: #000080; color: white;">45</span>	7:32.274	3 Laps	83	1:59.726	1'03.946	46	1:50.641	0.618	42	1:55.018	57.490
66	2:08.189	15.622	10	1:51.478	9.153	67	2:00.072	1'06.042	1	1:51.327	6.682	40	1:58.423	1'29.531
69	2:08.531	15.964	38	1:52.445	12.655	75	2:00.288	1'06.875	24	1:51.353	12.069	83	2:00.055	1'46.748
61	2:09.989	17.422	18	1:52.233	13.075	66	2:00.248	1'08.185	10	1:51.646	13.478	75	1:59.899	1'50.508
60	2:10.672	18.105	11	1:52.209	15.045	69	2:00.648	1'09.602	38	1:52.525	20.447	67	2:00.311	1'51.801
99	2:11.031	18.464	19	1:52.333	15.596	60	2:00.919	1'14.112	18	1:52.291	20.816	<b>Lap 12</b>		
<b>Lap 2</b>			44	1:53.440	26.017	99	2:01.464	1'17.736	<span style="background-color: #000080; color: white;">45</span>	1:51.823	3 Laps	17	1:54.705	
17	1:50.402		42	1:55.520	30.274	61	2:03.456	1'21.277	11	1:52.060	23.719	46	1:53.764	0.289
46	1:50.334	0.776	40	1:58.361	37.886	<b>Lap 7</b>			19	1:52.090	24.395	<span style="background-color: #000080; color: white;">66</span>	2:01.147	1 Lap
1	1:51.035	3.022	83	2:00.597	45.011	17	1:50.821		44	1:54.236	42.649	<span style="background-color: #000080; color: white;">69</span>	2:01.867	1 Lap
24	1:51.547	5.568	67	2:00.140	46.994	46	1:51.078	0.855	42	1:54.914	51.815	1	1:53.465	4.656
10	1:51.747	7.162	75	2:00.932	47.310	1	1:50.844	5.863	40	1:57.946	1'16.693	24	1:52.584	9.304
38	1:52.503	8.302	66	2:00.682	48.184	24	1:51.582	10.818	83	1:59.916	1'31.104	10	1:52.650	10.861
18	1:52.501	8.917	69	2:00.804	48.945	10	1:51.380	11.849	75	2:00.256	1'34.630	<span style="background-color: #000080; color: white;">60</span>	2:02.048	1 Lap
11	1:53.410	10.521	60	2:01.373	52.628	38	1:52.270	17.337	67	2:01.169	1'35.062	<span style="background-color: #000080; color: white;">99</span>	2:02.483	1 Lap
19	1:53.527	11.071	61	2:02.755	54.961	18	1:52.310	17.730	66	2:00.832	1'37.858	18	1:51.917	17.247
42	1:58.240	18.971	99	2:02.629	55.246	<span style="background-color: #000080; color: white;">45</span>	1:52.293	3 Laps	69	2:01.144	1'40.012	<span style="background-color: #000080; color: white;">45</span>	1:51.860	3 Laps
44	1:56.380	19.274	<b>Lap 5</b>			11	1:52.525	20.951	60	2:01.380	1'45.382	38	1:54.135	20.714
40	2:00.463	20.877	17	1:50.457		19	1:52.571	21.570	99	2:01.867	1'49.563	11	1:53.047	22.508
83	2:01.173	24.205	46	1:50.318	0.657	44	1:54.094	35.836	<b>Lap 10</b>			19	1:52.782	22.932
75	2:01.892	26.186	1	1:50.759	5.546	42	1:54.786	43.373	17	1:50.795		<span style="background-color: #000080; color: white;">61</span>	2:04.143	1 Lap
67	2:02.102	26.529	24	1:51.427	8.897	40	1:58.244	1'01.027	46	1:50.673	0.496	44	1:54.193	47.029
66	2:01.784	27.004	10	1:51.817	10.513	83	1:59.703	1'12.828	<span style="background-color: #000080; color: white;">61</span>	2:02.847	1 Lap	42	1:55.015	57.800
69	2:02.050	27.612	38	1:52.228	14.426	67	1:59.929	1'15.150	1	1:51.244	7.131	40	1:58.843	1'33.669
61	2:03.070	30.090	18	1:52.456	15.074	75	1:59.749	1'15.803	24	1:51.635	12.909	83	2:00.058	1'52.101
60	2:02.754	30.457	<span style="background-color: #000080; color: white;">45</span>	1:57.669	3 Laps	66	2:00.492	1'17.856	10	1:51.505	14.188	<b>Lap 13</b>		
99	2:02.858	30.920	11	1:52.375	16.963	69	2:00.782	1'19.563	38	1:52.214	21.866	17	1:53.183	
<b>Lap 3</b>			19	1:52.560	17.699	60	2:01.065	1'24.356	18	1:52.151	22.172	46	1:53.381	0.487
17	1:49.942		44	1:53.776	29.336	99	2:01.085	1'28.000	<span style="background-color: #000080; color: white;">45</span>	1:51.815	3 Laps	<span style="background-color: #000080; color: white;">75</span>	2:00.566	1 Lap
46	1:49.827	0.661	42	1:55.005	34.822	61	2:03.024	1'33.480	11	1:52.409	25.333	1	1:52.308	3.781
1	1:50.652	3.732	40	1:58.202	45.631	<b>Lap 8</b>			19	1:52.147	25.747	<span style="background-color: #000080; color: white;">67</span>	2:00.468	1 Lap
24	1:51.232	6.858	83	2:00.101	54.655	17	1:50.893		44	1:54.679	46.533	24	1:51.918	8.039
10	1:51.148	8.368	67	1:59.868	56.405	46	1:50.651	0.613	42	1:54.745	55.765	<span style="background-color: #000080; color: white;">66</span>	2:00.537	1 Lap
38	1:52.543	10.903	75	2:00.169	57.022	1	1:51.021	5.991	83	1:59.677	1'39.986	10	1:51.873	9.551
18	1:52.560	11.535	66	2:00.645	58.372	24	1:51.427	11.352	75	2:00.067	1'43.902	<span style="background-color: #000080; color: white;">69</span>	2:02.734	1 Lap
11	1:52.950	13.529	69	2:00.901	59.389	10	1:51.512	12.468	67	2:00.516	1'44.783	18	1:52.062	16.126
19	1:52.827	13.956	60	2:01.457	1'03.628	38	1:52.114	18.558	66	2:00.534	1'47.597	<span style="background-color: #000080; color: white;">45</span>	1:53.627	3 Laps
44	1:53.938	23.270	99	2:01.918	1'06.707	18	1:52.324	19.161	69	2:00.866	1'50.083	<span style="background-color: #000080; color: white;">60</span>	2:02.321	1 Lap
			61	2:03.752	1'08.256	<span style="background-color: #000080; color: white;">45</span>	1:52.127	3 Laps						

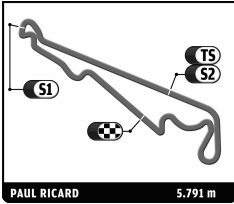


**ELMS**  
**6 HEURES DU CASTELLET**  
Race

Analysis by lap

Lapped

Nr	Lap Time	Gap	Nr	Lap Time	Gap	Nr	Lap Time	Gap	Nr	Lap Time	Gap	Nr	Lap Time	Gap
38	1:53.159	20.690	40	1:58.928	1 Lap	83	1:59.891	1 Lap	<b>Lap 21</b>			19	1:51.649	30.463
11	1:52.278	21.603	46	1:52.044	0.256	75	2:00.500	1 Lap				11	1:52.854	33.998
19	1:53.154	22.903	1	1:51.484	2.038	67	2:00.787	1 Lap	17	1:52.397		61	2:04.923	2 Laps
99	2:02.797	1 Lap	24	1:51.894	9.297	66	2:00.814	1 Lap	46	1:52.346	0.580	40	1:57.682	1 Lap
61	2:03.243	1 Lap	10	1:51.986	13.110	44	1:54.445	1'01.031	1	1:53.198	2.389	44	1:53.827	1'13.018
44	1:53.897	47.743	18	1:51.169	17.208	69	2:01.879	1 Lap	24	1:52.126	10.172	83	2:00.332	1 Lap
42	1:55.242	59.859	45	1:52.380	3 Laps	60	2:01.686	1 Lap	61	2:06.726	2 Laps	75	2:00.707	1 Lap
40	1:57.994	1'38.480	38	1:54.351	24.887	99	2:01.172	1 Lap	10	1:51.441	12.955	42	1:54.758	1'32.801
<b>Lap 14</b>			11	1:53.969	26.148	42	1:55.043	1'16.545	18	1:50.912	13.608	67	2:02.088	1 Lap
17	1:52.263		19	1:54.204	27.250	61	2:03.158	1 Lap	45	1:51.066	3 Laps	66	2:01.194	1 Lap
46	1:52.519	0.743	83	2:01.298	1 Lap	<b>Lap 19</b>			38	1:52.829	27.617			
1	1:51.421	2.939	75	2:00.905	1 Lap	17	1:51.614		19	1:53.334	30.745			
83	2:01.027	1 Lap	67	2:01.402	1 Lap	46	1:51.471	0.376	40	1:58.477	1 Lap	17	1:53.169	
24	1:52.929	8.705	66	2:01.231	1 Lap	1	1:51.052	1.875	11	1:54.807	32.477	46	1:54.014	1.244
10	1:52.675	9.963	69	2:01.586	1 Lap	24	1:51.681	10.373	44	1:54.793	1'08.515	1	1:53.860	1.606
75	2:00.874	1 Lap	60	2:01.722	1 Lap	10	1:52.120	13.479	83	2:00.367	1 Lap	69	2:03.041	2 Laps
67	2:00.530	1 Lap	99	2:01.400	1 Lap	18	1:51.624	15.875	75	2:01.025	1 Lap	99	2:02.817	2 Laps
66	2:00.618	1 Lap	44	1:55.262	54.836	40	1:57.936	1 Lap	67	2:01.439	1 Lap	60	2:02.142	2 Laps
18	1:53.019	16.882	42	1:55.388	1'09.619	45	1:51.457	3 Laps	66	2:00.621	1 Lap	24	1:52.246	11.038
45	1:51.806	3 Laps	61	2:04.661	1 Lap	38	1:52.560	26.659	42	1:54.748	1'27.190	18	1:52.421	11.536
38	1:52.679	21.106	<b>Lap 17</b>			11	1:52.581	28.393	69	2:02.314	1 Lap	45	1:50.877	3 Laps
11	1:53.447	22.787	17	1:51.434		19	1:52.303	28.739	99	2:00.540	1 Lap	38	1:51.902	26.947
19	1:53.004	23.644	46	1:51.841	0.663	83	2:00.119	1 Lap	60	2:02.039	1 Lap	19	1:51.480	28.774
69	2:03.674	1 Lap	1	1:52.340	2.944	75	2:00.477	1 Lap	<b>Lap 22</b>			11	1:52.778	33.607
60	2:02.869	1 Lap	40	1:59.292	1 Lap	67	2:00.979	1 Lap	17	1:51.860		61	2:04.751	2 Laps
99	2:01.238	1 Lap	24	1:51.825	9.688	66	2:00.749	1 Lap	46	1:51.820	0.540	40	1:58.646	1 Lap
61	2:03.318	1 Lap	10	1:51.279	12.955	44	1:53.795	1'03.212	1	1:51.121	1.650	83	2:00.520	1 Lap
44	1:53.534	49.014	18	1:51.172	16.946	69	2:01.716	1 Lap	24	1:53.306	11.618	75	2:00.706	1 Lap
42	1:55.391	1'02.987	45	1:51.546	3 Laps	42	1:54.866	1'19.797	18	1:51.509	13.257	67	2:01.124	1 Lap
40	1:58.711	1'44.928	38	1:52.322	25.775	60	2:02.523	1 Lap	10	1:53.275	14.370	10	3:17.791	1'47.152
<b>Lap 15</b>			11	1:52.277	26.991	99	2:01.383	1 Lap	45	1:51.638	3 Laps	66	2:01.551	1 Lap
17	1:51.312		19	1:51.868	27.684	61	2:03.549	1 Lap	61	2:05.789	2 Laps	<b>Lap 25</b>		
46	1:51.184	0.615	83	2:00.539	1 Lap	<b>Lap 20</b>			38	1:52.170	27.927	1	1:52.320	
1	1:51.330	2.957	75	2:00.335	1 Lap	17	1:51.521		19	1:51.891	30.776	44	2:39.273	1 Lap
24	1:52.413	9.806	67	2:00.534	1 Lap	46	1:51.776	0.631	11	1:52.489	33.106	17	2:01.684	7.758
10	1:54.876	13.527	66	2:01.004	1 Lap	1	1:51.234	1.588	40	1:57.732	1 Lap	46	2:00.957	8.275
18	1:52.872	18.442	69	2:01.806	1 Lap	24	1:51.591	10.443	44	1:54.498	1'11.153	18	1:52.741	10.351
83	2:02.198	1 Lap	44	1:55.003	58.405	10	1:51.953	13.911	83	2:00.339	1 Lap	69	2:02.180	2 Laps
75	2:00.373	1 Lap	60	2:02.175	1 Lap	18	1:50.739	15.093	75	2:00.662	1 Lap	99	2:01.313	2 Laps
45	1:53.486	3 Laps	99	2:01.666	1 Lap	45	1:53.243	3 Laps	67	2:01.482	1 Lap	45	1:52.160	3 Laps
67	2:00.822	1 Lap	42	1:55.136	1'13.321	40	1:57.794	1 Lap	66	2:01.231	1 Lap	60	2:03.755	2 Laps
38	1:53.145	22.939	61	2:03.857	1 Lap	38	1:52.047	27.185	42	1:54.675	1'30.005	38	1:51.783	24.804
11	1:53.107	24.582	<b>Lap 18</b>			19	1:52.590	29.808	69	2:01.655	1 Lap	19	1:51.258	26.106
19	1:53.117	25.449	17	1:51.819		11	1:53.195	30.067	99	2:01.270	1 Lap	42	3:04.748	1 Lap
66	2:01.496	1 Lap	46	1:51.675	0.519	83	1:59.893	1 Lap	60	2:02.051	1 Lap	40	1:58.176	1 Lap
69	2:01.537	1 Lap	1	1:51.312	2.437	75	2:00.065	1 Lap	<b>Lap 23</b>			24	2:39.374	56.486
60	2:01.816	1 Lap	24	1:52.437	10.306	44	1:54.428	1'06.119	17	1:51.962		61	2:04.294	2 Laps
99	2:01.427	1 Lap	10	1:51.837	12.973	67	2:01.854	1 Lap	46	1:51.821	0.399	83	2:00.419	1 Lap
44	1:54.275	51.977	40	1:57.536	1 Lap	66	2:00.631	1 Lap	1	1:51.227	0.915	75	2:00.931	1 Lap
61	2:03.781	1 Lap	18	1:50.738	15.865	42	1:56.563	1'24.839	24	1:52.305	11.961	10	1:52.034	1'45.260
42	1:54.959	1'06.634	45	1:51.382	3 Laps	69	2:02.884	1 Lap	18	1:50.989	12.284	67	2:01.679	1 Lap
<b>Lap 16</b>			38	1:51.757	25.713	60	2:01.498	1 Lap	45	1:50.919	3 Laps	66	2:01.494	1 Lap
17	1:52.403		11	1:52.254	27.426	99	2:00.839	1 Lap	10	2:00.122	22.530	11	3:17.785	1'57.466
			19	1:52.185	28.050				38	1:52.249	28.214	<b>Lap 26</b>		

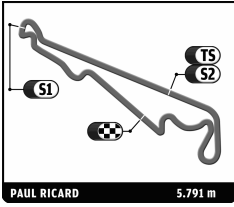


**ELMS**  
**6 HEURES DU CASTELLET**  
Race

Analysis by lap

Lapped

Nr	Lap Time	Gap	Nr	Lap Time	Gap	Nr	Lap Time	Gap	Nr	Lap Time	Gap	Nr	Lap Time	Gap
1	2:00.925		19	1:53.212	40.723	40	1:59.625	1 Lap	11	1:53.602	1'42.131	38	1:52.028	40.286
18	1:52.066	1.492	17	1:51.156	41.908				61	2:05.280	2 Laps	19	1:52.016	43.237
45	1:52.320	3 Laps	61	2:05.365	2 Laps	<b>Lap 31</b>			18	1:52.067	1'47.903	10	1:51.794	43.525
69	2:01.763	2 Laps	10	1:50.473	48.150	46	1:51.733		75	3:44.762	2 Laps	66	2:09.217	2 Laps
99	2:01.104	2 Laps	83	2:00.510	1 Lap	69	2:02.088	2 Laps	<b>Lap 34</b>			42	1:56.240	1 Lap
44	2:13.869	1 Lap	45	1:51.785	2 Laps	99	2:01.900	2 Laps	46	1:52.523		69	2:07.854	3 Laps
60	2:03.767	2 Laps	75	2:01.427	1 Lap	60	2:01.996	2 Laps	83	2:00.160	2 Laps	60	2:02.078	2 Laps
38	2:01.386	25.265	66	2:01.064	1 Lap	24	1:53.689	27.911	44	1:56.217	1 Lap	11	1:52.864	1'42.942
46	2:38.161	45.511	40	1:59.526	1 Lap	1	1:50.826	32.011	40	1:59.425	2 Laps	99	2:07.266	3 Laps
40	2:08.031	1 Lap	44	1:55.278	1'35.032	42	1:55.952	1 Lap	69	3:40.092	3 Laps	18	1:52.977	1'48.922
61	2:03.784	2 Laps	11	1:52.367	1'37.098	38	1:52.342	40.152	66	2:01.107	2 Laps	<b>Lap 37</b>		
42	2:13.205	1 Lap	18	2:08.943	1'46.233	17	1:52.392	40.646	1	1:50.730	28.691	46	1:53.192	
24	2:10.026	1'05.587	69	2:01.560	1 Lap	19	1:52.617	41.986	24	1:53.753	32.903	83	2:20.031	3 Laps
19	2:41.176	1'06.357	99	2:01.323	1 Lap	10	1:51.260	43.476	17	1:50.327	36.608	67	2:00.636	3 Laps
17	3:22.297	1'29.130	<b>Lap 29</b>			61	2:04.217	2 Laps	38	1:52.343	41.303	44	1:55.784	1 Lap
10	1:51.671	1'36.006	46	1:52.642		67	2:00.724	2 Laps	10	1:51.624	42.228	1	1:50.805	26.132
83	2:00.749	1 Lap	60	2:02.973	2 Laps	83	2:00.369	1 Lap	19	1:53.055	43.376	17	1:53.593	36.559
75	2:00.719	1 Lap	24	1:52.890	24.091	11	1:52.912	1'39.932	42	1:57.153	1 Lap	24	1:55.271	37.993
67	2:01.754	1 Lap	42	1:55.869	1 Lap	44	1:56.598	1'47.275	60	2:02.548	2 Laps	40	2:01.002	2 Laps
66	2:01.467	1 Lap	1	1:50.329	34.785	18	1:53.832	1'47.476	99	2:26.722	3 Laps	38	1:52.533	39.627
45	1:51.525	2 Laps	38	1:52.509	39.703	75	2:03.197	1 Lap	11	1:53.284	1'42.892	75	2:02.948	3 Laps
11	2:10.716	2'07.257	19	1:52.369	40.450	<b>Lap 32</b>			67	2:00.133	2 Laps	19	1:52.161	42.206
44	1:55.674	2'13.814	17	1:51.592	40.858	46	1:52.379		18	1:53.081	1'48.461	10	1:52.237	42.570
69	2:02.015	1 Lap	10	1:50.832	46.340	66	2:01.666	2 Laps	<b>Lap 35</b>			42	1:55.600	1 Lap
99	2:01.156	1 Lap	67	3:12.319	2 Laps	40	2:00.108	2 Laps	46	1:52.565		69	2:06.778	3 Laps
60	2:02.252	1 Lap	61	2:03.920	2 Laps	69	2:01.416	2 Laps	61	2:07.389	3 Laps	60	2:01.809	2 Laps
<b>Lap 27</b>			45	1:51.694	2 Laps	24	1:53.537	29.069	44	1:55.680	1 Lap	11	1:52.628	1'42.378
46	1:51.874		83	2:00.791	1 Lap	1	1:50.646	30.278	75	2:16.960	3 Laps	18	1:52.102	1'47.832
24	1:53.993	22.195	75	2:02.148	1 Lap	60	2:02.395	2 Laps	40	1:58.927	2 Laps	<b>Lap 38</b>		
42	1:57.499	1 Lap	66	2:00.921	1 Lap	17	1:51.188	39.455	1	1:51.663	27.789	46	1:51.821	
61	2:04.457	2 Laps	11	1:54.189	1'38.645	38	1:52.459	40.232	66	2:01.541	2 Laps	99	2:05.771	4 Laps
38	2:49.164	37.044	44	1:57.221	1'39.611	19	1:52.405	42.012	24	1:53.166	33.504	83	2:00.931	3 Laps
1	3:14.569	37.184	40	1:59.306	1 Lap	10	1:51.505	42.602	17	1:50.205	34.248	61	3:36.484	4 Laps
19	2:09.963	38.935	18	1:52.055	1'45.646	42	1:57.805	1 Lap	38	1:52.110	40.848	44	1:56.142	1 Lap
17	1:50.431	42.176	<b>Lap 30</b>			67	1:59.930	2 Laps	19	1:53.000	43.811	67	2:00.424	3 Laps
10	1:50.480	49.101	46	1:52.631		11	1:52.126	1'39.679	10	1:54.658	44.321	1	1:50.720	25.031
83	2:00.208	1 Lap	69	2:01.759	2 Laps	83	1:59.892	1 Lap	69	2:26.743	3 Laps	17	1:50.530	35.268
75	2:00.625	1 Lap	99	2:02.223	2 Laps	18	1:51.889	1'46.986	42	1:55.983	1 Lap	24	1:54.133	40.305
45	1:54.538	2 Laps	60	2:01.922	2 Laps	44	1:55.678	1'50.574	60	2:02.390	2 Laps	38	1:53.180	40.986
66	2:01.488	1 Lap	24	1:54.495	25.955	<b>Lap 33</b>			83	3:20.392	2 Laps	66	3:38.258	3 Laps
67	2:04.168	1 Lap	1	1:50.764	32.918	46	1:51.150		99	2:22.252	3 Laps	19	1:54.540	44.925
40	3:03.031	1 Lap	42	1:56.019	1 Lap	40	1:59.021	2 Laps	11	1:52.341	1'42.668	10	1:54.551	45.300
18	4:04.607	1'28.714	38	1:52.471	39.543	66	2:01.342	2 Laps	18	1:52.639	1'48.535	40	1:59.404	2 Laps
44	1:54.749	1'31.178	17	1:51.760	39.987	99	3:52.651	3 Laps	<b>Lap 36</b>			75	2:02.133	3 Laps
11	2:06.283	1'36.155	19	1:53.283	41.102	1	1:51.356	30.484	46	1:52.590		42	1:55.610	1 Lap
69	2:01.463	1 Lap	10	1:50.240	43.949	24	1:53.754	31.673	67	2:01.098	3 Laps	69	2:08.599	3 Laps
99	2:01.477	1 Lap	61	2:03.056	2 Laps	17	1:50.499	38.804	44	1:56.190	1 Lap	11	1:52.489	1'43.046
60	2:02.252	1 Lap	67	2:16.248	2 Laps	38	1:52.401	41.483	61	2:12.888	3 Laps	60	2:10.610	2 Laps
<b>Lap 28</b>			83	2:00.064	1 Lap	19	1:51.982	42.844	1	1:53.320	28.519	18	1:51.606	1'47.617
46	1:51.424		75	2:01.162	1 Lap	10	1:51.675	43.127	75	2:01.886	3 Laps	<b>Lap 39</b>		
24	1:53.072	23.843	11	1:52.739	1'38.753	44	1:55.430	1'42.410	40	1:58.181	2 Laps	46	1:51.559	
42	1:55.752	1 Lap	44	1:52.362	1'45.377	18	1:52.362	1'45.377	24	1:55.000	35.914	83	2:00.730	3 Laps
1	1:51.338	37.098	66	2:01.506	1 Lap	67	2:01.455	2 Laps	17	1:54.500	36.158	44	1:55.698	1 Lap
38	1:54.216	39.836												

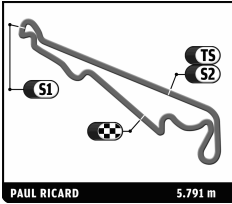


**ELMS**  
**6 HEURES DU CASTELLET**  
Race

Analysis by lap

Lapped

Nr	Lap Time	Gap	Nr	Lap Time	Gap	Nr	Lap Time	Gap	Nr	Lap Time	Gap	Nr	Lap Time	Gap
99	2:06.461	4 Laps	11	1:51.948	1'45.112	24	1:55.424	57.522	66	2:02.233	4 Laps	18	1:54.069	1'53.720
1	1:51.080	24.552	18	1:52.170	1'48.375	83	2:00.507	3 Laps	99	2:06.035	5 Laps	<b>Lap 50</b>		
61	2:01.120	4 Laps	<b>Lap 42</b>			69	2:05.637	4 Laps	75	2:01.285	4 Laps	46	1:55.551	
67	2:00.592	3 Laps	46	1:52.675		61	2:00.730	4 Laps	1	1:51.039	21.368	61	2:02.165	5 Laps
17	1:50.300	34.009	60	2:07.233	4 Laps	67	2:00.319	3 Laps	17	1:49.826	26.526	67	2:02.047	4 Laps
24	1:53.357	42.103	1	1:52.196	25.827	40	1:58.199	2 Laps	10	1:50.644	43.912	40	1:58.846	3 Laps
38	1:52.979	42.406	44	1:57.533	1 Lap	42	1:56.830	1 Lap	38	1:52.518	47.128	10	3:01.842	1 Lap
19	1:52.186	45.552	17	1:51.078	34.548	99	2:05.490	4 Laps	19	1:52.238	52.767	1	1:51.217	16.305
10	1:52.236	45.977	69	2:09.379	4 Laps	66	2:01.322	3 Laps	44	1:57.051	1 Lap	17	1:51.218	18.585
66	2:00.686	3 Laps	38	1:52.385	44.741	75	2:00.863	3 Laps	60	2:06.004	4 Laps	69	2:06.703	5 Laps
40	1:58.959	2 Laps	83	2:01.006	3 Laps	11	1:52.409	1'46.580	83	2:01.039	3 Laps	66	2:01.297	4 Laps
75	2:01.147	3 Laps	10	1:52.469	47.563	18	1:51.874	1'48.583	61	2:00.727	4 Laps	75	2:01.378	4 Laps
42	1:55.409	1 Lap	19	1:53.807	49.829	<b>Lap 45</b>			67	2:00.927	3 Laps	38	1:52.566	42.855
11	1:52.955	1'44.442	24	1:56.264	50.574	46	1:51.464		42	1:56.815	1 Lap	24	1:51.758	1 Lap
18	1:51.785	1'47.843	61	2:00.965	4 Laps	1	1:51.011	24.795	40	1:59.207	2 Laps	19	1:54.111	50.482
<b>Lap 40</b>			67	2:02.180	3 Laps	17	1:50.114	31.896	11	1:53.480	1'49.145	99	2:06.720	5 Laps
46	1:52.101		99	2:06.316	4 Laps	60	2:04.995	4 Laps	18	1:53.599	1'51.477	44	1:57.927	1 Lap
69	2:07.627	4 Laps	40	1:58.223	2 Laps	38	1:52.124	45.968	<b>Lap 48</b>			60	2:05.420	4 Laps
44	1:55.765	1 Lap	66	2:01.235	3 Laps	10	1:50.597	47.112	46	1:52.220		11	1:53.077	1'48.076
1	1:52.769	25.220	42	1:55.021	1 Lap	44	1:57.514	1 Lap	69	2:08.900	5 Laps	18	1:53.633	1'51.802
83	2:00.317	3 Laps	75	2:01.385	3 Laps	19	1:51.779	52.203	66	2:01.088	4 Laps	42	1:57.158	1 Lap
17	1:53.351	35.259	11	1:52.446	1'44.883	24	1:53.983	1'00.041	1	1:53.075	22.223	83	2:01.349	3 Laps
61	2:01.796	4 Laps	18	1:51.928	1'47.628	83	2:00.591	3 Laps	75	2:02.380	4 Laps	<b>Lap 51</b>		
99	2:07.715	4 Laps	<b>Lap 43</b>			61	2:01.150	4 Laps	17	1:50.710	25.016	46	1:54.047	
67	2:00.591	3 Laps	46	1:51.578		67	2:00.919	3 Laps	99	2:07.546	5 Laps	10	1:52.121	1 Lap
38	1:53.228	43.533	60	2:05.123	4 Laps	69	2:06.304	4 Laps	24	3:20.577	1 Lap	61	2:01.115	5 Laps
24	1:54.295	44.297	1	1:51.305	25.554	40	1:58.222	2 Laps	38	1:52.059	46.967	67	2:01.420	4 Laps
10	1:51.195	45.071	17	1:51.514	34.484	42	1:55.634	1 Lap	10	1:58.859	50.551	40	2:00.007	3 Laps
19	1:52.940	46.391	44	1:57.050	1 Lap	11	1:53.475	1'48.591	19	1:52.115	52.662	1	1:50.951	13.209
66	2:00.874	3 Laps	38	1:51.645	44.808	66	2:01.873	3 Laps	44	1:56.318	1 Lap	17	1:50.070	14.608
40	1:58.371	2 Laps	10	1:52.386	48.371	18	1:53.439	1'50.558	60	2:05.149	4 Laps	66	2:01.855	4 Laps
75	2:00.999	3 Laps	19	1:52.793	51.044	99	2:07.268	4 Laps	83	2:01.234	3 Laps	69	2:06.341	5 Laps
42	1:55.207	1 Lap	24	1:54.397	53.393	<b>Lap 46</b>			61	2:00.458	4 Laps	38	1:51.917	40.725
60	3:35.086	3 Laps	69	2:07.920	4 Laps	46	1:51.610		67	2:00.776	3 Laps	75	2:01.355	4 Laps
11	1:52.038	1'44.379	83	2:00.949	3 Laps	75	2:02.031	4 Laps	42	1:57.542	1 Lap	24	1:49.994	1 Lap
18	1:51.678	1'47.420	61	2:00.780	4 Laps	1	1:50.834	24.019	11	1:52.975	1'49.900	19	1:52.344	48.779
<b>Lap 41</b>			67	2:00.382	3 Laps	17	1:50.104	30.390	40	1:58.236	2 Laps	99	2:06.274	5 Laps
46	1:51.215		40	1:59.300	2 Laps	10	1:51.456	46.958	18	1:53.528	1'52.785	11	1:52.692	1'46.721
69	2:07.333	4 Laps	99	2:05.948	4 Laps	38	1:53.942	48.300	<b>Lap 49</b>			18	1:53.690	1'51.445
1	1:52.301	26.306	42	1:55.623	1 Lap	19	1:53.626	54.219	46	1:53.134		<b>Lap 52</b>		
44	1:55.943	1 Lap	66	2:01.363	3 Laps	60	2:07.147	4 Laps	69	2:06.261	5 Laps	46	1:52.831	
17	1:52.101	36.145	75	2:01.118	3 Laps	44	1:57.119	1 Lap	1	1:51.550	20.639	10	1:52.122	1 Lap
83	2:00.938	3 Laps	11	1:52.161	1'45.466	24	1:54.028	1'02.459	17	1:51.036	22.918	60	2:05.841	5 Laps
38	1:52.713	45.031	18	1:51.954	1'48.004	83	2:01.387	3 Laps	66	2:02.214	4 Laps	42	1:56.453	2 Laps
61	2:00.940	4 Laps	<b>Lap 44</b>			61	2:00.901	4 Laps	75	2:01.496	4 Laps	83	2:01.405	4 Laps
67	2:00.359	3 Laps	46	1:51.295		67	2:00.595	3 Laps	99	2:06.753	5 Laps	40	1:57.843	3 Laps
24	1:53.903	46.985	1	1:50.989	25.248	69	2:06.238	4 Laps	38	1:52.007	45.840	61	2:01.487	5 Laps
10	1:53.913	47.769	60	2:04.997	4 Laps	42	1:56.359	1 Lap	19	1:52.394	51.922	67	2:01.651	4 Laps
19	1:53.521	48.697	17	1:50.057	33.246	40	1:58.766	2 Laps	24	2:08.413	1 Lap	1	2:00.095	20.473
99	2:07.846	4 Laps	44	1:56.776	1 Lap	11	1:52.374	1'49.355	44	1:57.049	1 Lap	17	2:00.107	21.884
40	1:58.067	2 Laps	38	1:51.795	45.308	18	1:52.620	1'51.568	60	2:04.632	4 Laps	38	1:52.184	40.078
66	2:01.555	3 Laps	10	1:50.903	47.979	<b>Lap 47</b>			83	2:00.595	3 Laps	24	1:50.322	1 Lap
75	2:00.899	3 Laps	19	1:52.139	51.888	46	1:53.690		11	1:53.784	1'50.550	66	2:01.806	4 Laps
42	1:55.585	1 Lap							42	1:57.735	1 Lap			



**ELMS**  
**6 HEURES DU CASTELLET**  
Race

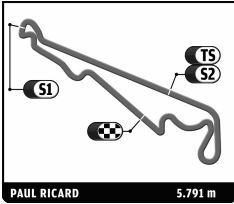
Analysis by lap

Lapped

Nr	Lap Time	Gap	Nr	Lap Time	Gap	Nr	Lap Time	Gap	Nr	Lap Time	Gap	Nr	Lap Time	Gap
19	1:52.016	47.964	<b>Lap 55</b>			38	1:53.376	1'15.972	66	2:00.971	4 Laps	46	1:51.878	9.037
69	2:07.242	5 Laps	1	1:51.695		24	1:50.390	1'16.125	18	1:55.406	1 Lap	11	1:54.480	1 Lap
75	2:01.597	4 Laps	66	2:01.445	4 Laps	83	2:00.346	3 Laps	75	2:01.456	4 Laps	69	2:09.839	6 Laps
99	2:05.938	5 Laps	17	1:52.339	7.204	61	2:00.088	4 Laps	40	6:53.819	5 Laps	99	2:04.450	6 Laps
18	1:52.108	1'50.722	44	1:51.143	9.825	44	2:00.539	3 Laps	19	1:51.111	1'04.741	83	2:00.832	4 Laps
10	1:52.001	1'53.074	46	2:01.484	4 Laps	67	2:00.664	3 Laps	24	1:49.974	1'10.570	44	1:59.039	4 Laps
<b>Lap 53</b>			69	2:06.122	5 Laps	<b>Lap 58</b>			38	1:52.207	1'19.208	10	1:54.591	39.928
46	2:00.624		42	2:23.214	3 Laps	1	1:52.719		42	2:05.164	3 Laps	61	2:01.150	5 Laps
60	2:04.701	5 Laps	10	1:52.783	43.344	17	1:52.598	1.346	69	2:07.848	5 Laps	67	2:01.374	4 Laps
83	2:00.593	4 Laps	99	2:05.063	5 Laps	11	1:55.406	1 Lap	99	2:04.404	5 Laps	18	1:54.698	1 Lap
40	1:58.866	3 Laps	19	1:51.844	1'09.325	46	1:51.846	3.433	<b>Lap 61</b>			60	2:04.098	5 Laps
61	2:00.589	5 Laps	38	3:28.378	1'16.690	60	2:04.436	5 Laps	1	1:51.100		19	1:51.510	1'05.586
67	2:00.390	4 Laps	24	1:50.995	1'22.421	66	2:00.823	4 Laps	17	1:50.416	4.051	66	2:01.993	4 Laps
38	1:51.631	31.085	40	1:58.204	2 Laps	75	2:00.890	4 Laps	46	1:53.406	9.203	38	1:53.161	1'23.479
24	1:49.959	1 Lap	83	2:01.267	3 Laps	10	1:51.071	38.728	11	1:53.720	1 Lap	75	2:01.080	4 Laps
11	2:46.277	1 Lap	60	2:03.433	4 Laps	18	1:53.849	1 Lap	83	2:00.961	4 Laps	40	1:59.828	5 Laps
66	2:01.391	4 Laps	61	2:00.593	4 Laps	19	1:54.666	1'06.685	44	1:58.976	4 Laps	<b>Lap 64</b>		
75	2:01.535	4 Laps	67	2:00.634	3 Laps	69	2:06.591	5 Laps	61	2:01.292	5 Laps	1	1:50.702	
69	2:06.484	5 Laps	44	1:59.000	3 Laps	42	2:06.663	3 Laps	67	2:01.333	4 Laps	17	1:50.543	3.741
1	2:40.324	1'00.173	11	1:54.102	1'53.872	24	1:50.509	1'13.915	10	1:51.229	37.288	46	1:51.852	10.187
17	2:45.413	1'06.673	<b>Lap 56</b>			38	1:53.006	1'16.259	60	2:04.017	5 Laps	42	2:02.207	4 Laps
99	2:06.071	5 Laps	1	1:54.118		99	2:04.174	5 Laps	18	1:53.062	1 Lap	11	1:54.078	1 Lap
18	1:51.882	1'41.980	17	1:50.856	3.942	83	2:00.378	3 Laps	66	2:00.702	4 Laps	24	3:06.818	1 Lap
10	1:50.979	1'43.429	46	1:51.158	6.865	<b>Lap 59</b>			75	2:01.624	4 Laps	99	2:05.449	6 Laps
19	3:06.173	1'53.513	66	2:01.210	4 Laps	1	1:53.165		19	1:52.105	1'05.746	69	2:07.681	6 Laps
44	6:32.918	3 Laps	75	2:01.052	4 Laps	17	1:55.429	3.610	24	1:50.790	1'10.260	10	1:53.011	42.237
83	2:00.495	3 Laps	18	3:27.980	1 Lap	61	2:01.165	5 Laps	40	2:02.866	5 Laps	83	2:00.658	4 Laps
60	2:04.747	4 Laps	69	2:06.250	5 Laps	11	1:55.031	1 Lap	38	1:52.225	1'20.333	44	2:00.154	4 Laps
40	1:59.240	2 Laps	42	2:03.277	3 Laps	46	1:54.529	4.797	42	2:02.310	3 Laps	61	2:01.093	5 Laps
61	2:00.648	4 Laps	10	1:51.174	40.400	44	2:01.769	4 Laps	<b>Lap 62</b>			67	2:01.177	4 Laps
67	2:00.794	3 Laps	99	2:04.624	5 Laps	67	2:01.653	4 Laps	1	1:51.883		18	1:52.557	1 Lap
24	1:52.904	2'24.289	19	1:51.368	1'06.575	60	2:03.686	5 Laps	69	2:06.365	6 Laps	19	1:51.809	1'06.693
<b>Lap 54</b>			38	1:53.032	1'15.604	66	2:00.891	4 Laps	17	1:50.862	3.030	60	2:03.846	5 Laps
38	2:01.179		24	1:50.440	1'18.743	10	1:51.484	37.047	99	2:04.102	6 Laps	38	1:53.259	1'26.036
66	2:01.336	4 Laps	83	2:00.647	3 Laps	75	2:01.370	4 Laps	46	1:51.221	8.541	66	2:01.002	4 Laps
11	2:10.349	1 Lap	40	2:07.784	2 Laps	18	1:53.670	1 Lap	11	1:53.408	1 Lap	75	2:00.782	4 Laps
42	4:47.686	3 Laps	61	2:01.003	4 Laps	19	1:51.266	1'04.786	83	2:00.532	4 Laps	<b>Lap 65</b>		
1	1:52.084	19.993	44	2:01.238	3 Laps	24	1:51.002	1'11.752	44	1:58.967	4 Laps	1	1:51.020	
75	2:01.806	4 Laps	67	2:02.334	3 Laps	38	1:55.063	1'18.157	61	2:00.693	5 Laps	40	2:12.706	6 Laps
17	1:52.144	26.553	60	2:04.702	4 Laps	69	2:07.051	5 Laps	67	2:00.935	4 Laps	17	1:50.356	3.077
46	3:02.634	30.370	11	1:53.030	1'52.784	42	2:06.954	3 Laps	10	1:51.314	36.719	46	1:51.382	10.549
69	2:06.169	5 Laps	<b>Lap 57</b>			99	2:03.933	5 Laps	60	2:03.635	5 Laps	11	1:53.255	1 Lap
99	2:05.494	5 Laps	1	1:53.008		<b>Lap 60</b>			18	1:53.151	1 Lap	42	2:01.666	4 Laps
18	1:51.902	1'01.618	17	1:50.533	1.467	1	1:51.156		66	2:01.295	4 Laps	10	1:53.319	44.536
10	1:51.084	1'02.249	46	1:50.449	4.306	17	1:52.281	4.735	19	1:51.595	1'05.458	99	2:04.247	6 Laps
19	2:07.920	1'29.169	66	2:00.848	4 Laps	83	2:00.328	4 Laps	24	1:50.028	1'08.405	24	2:08.666	1 Lap
83	2:01.189	3 Laps	75	2:00.814	4 Laps	46	1:53.256	6.897	75	2:01.256	4 Laps	83	2:01.670	4 Laps
40	1:59.073	2 Laps	10	1:52.984	40.376	11	1:55.165	1 Lap	38	1:53.250	1'21.700	69	2:07.909	6 Laps
60	2:03.925	4 Laps	18	2:17.157	1 Lap	61	2:01.389	5 Laps	40	2:00.539	5 Laps	44	1:59.682	4 Laps
24	1:51.089	1'43.114	69	2:08.264	5 Laps	44	1:59.510	4 Laps	<b>Lap 63</b>			61	2:01.076	5 Laps
61	2:01.708	4 Laps	42	2:08.361	3 Laps	67	2:00.701	4 Laps	1	1:51.382		18	1:53.201	1 Lap
67	2:01.159	3 Laps	19	1:51.171	1'04.738	60	2:03.270	5 Laps	17	1:52.252	3.900	19	1:51.371	1'07.044
44	2:24.809	3 Laps	99	2:04.101	5 Laps	10	1:51.268	37.159	42	2:03.462	4 Laps	38	1:52.545	1'27.561
11	1:53.830	2'11.458										60	2:03.394	5 Laps





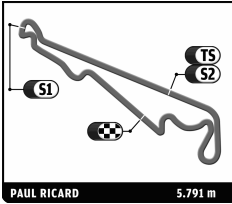


**ELMS**  
**6 HEURES DU CASTELLET**  
Race

Analysis by lap

Lapped

Nr	Lap Time	Gap	Nr	Lap Time	Gap	Nr	Lap Time	Gap	Nr	Lap Time	Gap	Nr	Lap Time	Gap
24	1:51.803	1 Lap	60	2:12.595	7 Laps	40	2:02.262	8 Laps	75	2:02.512	6 Laps	83	2:00.966	6 Laps
60	2:13.267	7 Laps	42	2:18.626	5 Laps	67	2:05.095	6 Laps	60	2:00.378	8 Laps	17	1:55.784	1'32.427
61	2:03.647	7 Laps	44	2:02.044	5 Laps	24	1:50.630	1'20.982	40	2:00.458	8 Laps	99	2:00.953	8 Laps
83	1:59.711	6 Laps	<b>Lap 83</b>			69	2:00.515	8 Laps	44	9:10.470	9 Laps	61	2:04.321	7 Laps
42	2:00.319	5 Laps	46	1:51.314	<b>Lap 86</b>			67	2:02.739	6 Laps	<b>Lap 92</b>			
99	2:01.395	8 Laps	38	2:49.828	1 Lap	46	1:51.559	<b>Lap 89</b>			46	1:52.124		
67	2:01.921	6 Laps	83	1:59.804	6 Laps	38	1:52.736	1 Lap	69	2:00.521	9 Laps	66	1:59.988	7 Laps
75	2:01.631	6 Laps	11	1:51.577	2 Laps	11	1:50.876	2 Laps	11	1:51.014	2 Laps	11	1:53.899	2 Laps
66	2:00.066	6 Laps	61	2:03.866	7 Laps	1	1:50.823	24.838	11	1:51.014	2 Laps	40	2:00.219	9 Laps
1	3:16.801	1'16.478	1	1:50.566	29.204	42	2:02.758	6 Laps	38	1:54.843	1 Lap	75	2:02.750	7 Laps
40	1:59.957	8 Laps	99	2:00.633	8 Laps	83	1:59.658	6 Laps	1	1:50.675	21.665	60	2:00.112	9 Laps
38	1:54.550	1'37.175	75	2:01.205	6 Laps	61	2:02.938	7 Laps	10	9:40.482	5 Laps	1	1:51.027	20.358
69	2:00.962	8 Laps	66	1:59.219	6 Laps	99	2:00.807	8 Laps	42	2:01.158	6 Laps	10	1:52.653	5 Laps
17	3:34.246	1'39.974	67	2:02.254	6 Laps	19	1:52.148	1'09.182	83	2:00.307	6 Laps	38	1:55.919	1 Lap
19	2:07.477	1'47.465	40	1:58.752	8 Laps	66	1:59.749	6 Laps	19	1:52.007	1'11.235	44	1:55.868	10 Laps
44	2:58.869	5 Laps	17	1:54.626	1'04.125	17	1:54.812	1'15.388	61	2:03.108	7 Laps	67	2:03.899	7 Laps
<b>Lap 81</b>			19	1:53.065	1'04.523	75	2:00.755	6 Laps	17	1:55.263	1'26.633	24	2:11.575	2 Laps
46	1:59.375	<b>Lap 84</b>			24	1:51.767	1'21.190	99	2:01.624	8 Laps	69	2:01.165	9 Laps	
10	1:52.325	1 Lap	46	1:53.103	<b>Lap 87</b>			66	1:59.883	6 Laps	19	1:51.550	1'10.054	
24	1:50.572	1 Lap	10	2:14.962	1 Lap	46	1:51.368	<b>Lap 90</b>			42	2:02.420	6 Laps	
61	2:02.960	7 Laps	42	2:05.499	6 Laps	38	1:52.613	1 Lap	66	1:59.883	6 Laps	83	2:00.513	6 Laps
83	1:59.656	6 Laps	44	2:03.800	6 Laps	11	1:51.635	2 Laps	75	2:01.663	6 Laps	17	1:55.837	1'36.140
11	3:42.646	2 Laps	38	1:54.313	1 Lap	11	1:50.523	23.993	40	1:59.988	8 Laps	<b>Lap 93</b>		
99	2:00.731	8 Laps	60	2:17.983	8 Laps	42	2:01.026	6 Laps	66	1:59.883	6 Laps	46	1:52.478	
1	1:52.294	1'09.397	11	1:51.727	2 Laps	83	2:00.117	6 Laps	61	2:03.499	8 Laps	99	2:01.372	9 Laps
75	2:01.001	6 Laps	83	2:00.203	6 Laps	61	2:03.075	7 Laps	66	2:00.256	7 Laps	61	2:03.499	8 Laps
67	2:03.096	6 Laps	1	1:50.480	26.581	19	1:52.558	1'10.372	44	2:17.420	10 Laps	66	2:00.525	7 Laps
66	1:59.397	6 Laps	61	2:03.040	7 Laps	99	2:01.110	8 Laps	1	1:52.749	20.593	11	1:51.208	2 Laps
40	1:58.780	8 Laps	99	2:00.736	8 Laps	17	1:55.353	1'19.373	38	1:55.524	1 Lap	40	1:58.518	9 Laps
17	1:55.956	1'36.555	66	2:00.556	6 Laps	24	1:51.122	1'20.944	10	1:52.844	5 Laps	1	1:52.902	20.782
69	2:00.877	8 Laps	75	2:03.144	6 Laps	66	2:00.259	6 Laps	42	2:01.283	6 Laps	75	2:01.924	7 Laps
38	2:01.657	1'39.457	67	2:02.037	6 Laps	75	2:02.066	6 Laps	19	1:52.711	1'10.125	60	2:00.760	9 Laps
19	1:52.121	1'40.211	40	1:59.435	8 Laps	60	2:00.916	8 Laps	83	1:59.952	6 Laps	38	1:53.431	1 Lap
60	3:28.871	7 Laps	19	1:54.439	1'05.859	40	2:00.931	8 Laps	17	1:55.873	1'28.685	44	1:54.219	10 Laps
42	3:13.431	5 Laps	17	1:56.247	1'07.269	67	2:02.639	6 Laps	61	2:04.165	7 Laps	24	1:54.220	2 Laps
10	1:52.335	2'01.681	24	1:50.659	1'21.783	<b>Lap 88</b>			69	2:00.562	9 Laps	67	2:03.645	7 Laps
24	1:50.328	2'04.092	69	2:00.485	8 Laps	46	1:51.644	<b>Lap 91</b>			99	2:00.562	9 Laps	
44	2:23.736	5 Laps	<b>Lap 85</b>			67	2:02.639	6 Laps	66	1:59.952	6 Laps	10	2:14.718	5 Laps
46	2:30.244	<b>Lap 88</b>			46	1:51.431	<b>Lap 94</b>			19	1:51.365	1'08.941		
61	2:03.700	7 Laps	46	1:51.431	<b>Lap 91</b>			42	2:02.065	6 Laps	42	2:02.065	6 Laps	
83	2:00.457	6 Laps	38	1:54.362	1 Lap	46	1:51.431	<b>Lap 93</b>			83	2:00.561	6 Laps	
11	2:09.728	2 Laps	42	2:03.973	6 Laps	69	2:00.764	9 Laps	17	1:54.838	1'38.500	17	1:54.838	1'38.500
99	2:00.639	8 Laps	11	1:51.403	2 Laps	11	1:51.516	2 Laps	<b>Lap 94</b>			46	1:51.270	
1	1:50.799	29.952	83	1:59.519	6 Laps	38	1:54.611	1 Lap	46	1:51.270	<b>Lap 94</b>			
75	2:00.741	6 Laps	1	1:50.424	25.574	1	1:50.527	22.876	99	2:00.649	9 Laps			
66	1:59.633	6 Laps	83	1:59.519	6 Laps	42	2:01.838	6 Laps	11	1:50.968	2 Laps			
67	2:02.839	6 Laps	61	2:02.981	7 Laps	83	2:00.079	6 Laps	66	2:00.395	7 Laps			
40	1:59.450	8 Laps	99	2:00.965	8 Laps	19	1:52.386	1'11.114	61	2:04.190	8 Laps			
17	1:54.502	1'00.813	66	1:59.295	6 Laps	61	2:03.935	7 Laps	1	1:50.896	20.408			
19	1:52.805	1'02.772	19	1:54.165	1'08.593	24	1:51.122	1'20.422	40	1:58.418	9 Laps			
69	2:00.306	8 Laps	75	2:01.112	6 Laps	99	2:00.631	8 Laps	38	1:53.776	1 Lap			
24	1:50.687	1'24.535	17	1:56.297	1'12.135	17	1:55.527	1'23.256	44	1:54.599	10 Laps			
10	1:59.146	1'30.583	60	2:58.261	8 Laps	66	1:59.864	6 Laps	75	2:01.964	7 Laps			



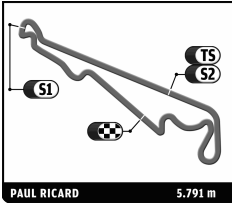
**ELMS**  
**6 HEURES DU CASTELLET**  
Race

Analysis by lap

Lapped

Nr	Lap Time	Gap	Nr	Lap Time	Gap	Nr	Lap Time	Gap	Nr	Lap Time	Gap	Nr	Lap Time	Gap
60	2:01.921	9 Laps	44	1:55.603	10 Laps	83	2:00.160	7 Laps	<b>Lap 103</b>			1	1:59.811	
24	1:54.137	2 Laps	66	2:00.903	7 Laps	42	2:01.925	7 Laps	1	1:50.863		75	2:01.364	8 Laps
69	2:00.832	9 Laps	67	2:00.485	8 Laps	38	1:53.314	1 Lap	17	1:54.410	1 Lap	69	2:01.035	10 Laps
10	2:09.329	5 Laps	24	1:55.373	2 Laps	44	1:53.513	10 Laps	38	1:53.392	1 Lap	61	2:04.000	9 Laps
19	1:51.765	1'09.436	40	2:00.690	9 Laps	24	1:53.466	2 Laps	44	1:54.308	10 Laps	17	2:04.821	1 Lap
42	2:01.990	6 Laps	61	2:04.125	8 Laps	99	2:01.622	9 Laps	83	2:00.625	7 Laps	38	1:53.006	1 Lap
17	1:56.729	1'43.959	75	2:01.728	7 Laps	10	1:55.461	5 Laps	24	1:54.511	2 Laps	44	1:52.840	10 Laps
83	2:01.629	6 Laps	10	1:52.519	5 Laps	66	2:01.595	7 Laps	10	1:52.027	5 Laps	19	3:34.840	1 Lap
<b>Lap 95</b>			19	1:51.597	1'08.246	40	2:01.010	9 Laps	19	1:52.640	1'03.214	24	1:53.774	2 Laps
46	1:51.662		69	2:00.436	9 Laps	19	1:57.293	1'03.801	42	2:03.544	7 Laps	10	1:52.091	5 Laps
11	1:51.333	2 Laps	<b>Lap 98</b>			67	2:02.350	8 Laps	46	1:50.376	1'11.041	46	1:50.501	59.931
67	3:13.996	8 Laps	46	1:54.374		61	2:03.580	8 Laps	66	2:01.466	7 Laps	83	2:00.224	7 Laps
1	1:52.453	21.199	17	1:56.375	1 Lap	75	2:01.577	7 Laps	67	2:00.673	8 Laps	42	2:02.028	7 Laps
99	2:01.969	9 Laps	11	1:51.565	2 Laps	69	1:59.949	9 Laps	67	2:00.673	8 Laps	67	2:01.037	8 Laps
66	2:01.543	7 Laps	1	1:52.018	13.608	11	1:52.352	1 Lap	99	2:00.948	9 Laps	66	2:02.076	7 Laps
61	2:03.057	8 Laps	83	2:00.572	7 Laps	17	1:55.059	1'53.754	40	2:11.754	9 Laps	99	2:02.255	9 Laps
38	1:55.350	1 Lap	42	2:02.163	7 Laps	<b>Lap 101</b>			69	2:00.236	9 Laps			
40	1:59.507	9 Laps	38	1:57.424	1 Lap	1	1:50.808		61	2:03.190	8 Laps			
44	1:53.527	10 Laps	44	1:55.364	10 Laps	83	2:00.381	7 Laps	11	2:37.577	1 Lap			
24	1:54.905	2 Laps	24	1:54.461	2 Laps	38	1:54.632	1 Lap	38	1:52.832	2'32.803			
75	2:02.288	7 Laps	99	2:04.208	9 Laps	44	1:54.045	10 Laps	44	1:53.334	9 Laps			
69	2:00.543	9 Laps	66	2:00.735	7 Laps	42	2:03.259	7 Laps	<b>Lap 104</b>					
60	2:21.736	9 Laps	67	2:00.317	8 Laps	24	1:53.973	2 Laps	1	1:51.824				
10	1:51.956	5 Laps	40	1:58.635	9 Laps	10	1:52.187	5 Laps	75	2:02.772	8 Laps			
19	1:51.768	1'09.542	61	2:03.479	8 Laps	19	1:52.652	1'01.970	61	2:03.977	9 Laps			
17	1:55.294	1'47.591	10	1:52.982	5 Laps	66	2:01.164	7 Laps	69	2:00.663	10 Laps			
<b>Lap 96</b>			19	1:51.997	1'05.869	99	2:02.650	9 Laps	17	1:54.633	1 Lap			
46	1:54.303		75	2:01.772	7 Laps	40	1:59.375	9 Laps	44	1:53.333	10 Laps			
83	2:01.035	7 Laps	69	2:00.097	9 Laps	46	3:04.136	1'09.653	24	1:54.566	2 Laps			
42	2:04.470	7 Laps	<b>Lap 99</b>			67	2:00.601	8 Laps	83	2:00.226	7 Laps			
11	1:51.550	2 Laps	46	1:51.169		61	2:03.414	8 Laps	10	1:51.754	5 Laps			
1	1:50.298	17.194	17	1:54.176	1 Lap	75	2:02.157	7 Laps	19	1:51.836	1'03.226			
99	2:01.216	9 Laps	11	1:51.555	2 Laps	69	2:00.046	9 Laps	46	1:51.458	1'10.675			
66	2:00.500	7 Laps	1	1:50.455	12.894	11	1:51.165	1 Lap	42	2:03.099	7 Laps			
38	1:57.482	1 Lap	83	1:59.850	7 Laps	<b>Lap 102</b>			66	2:00.182	7 Laps			
67	2:17.540	8 Laps	42	2:02.002	7 Laps	1	1:52.228		67	1:59.632	8 Laps			
44	1:56.002	10 Laps	38	1:53.064	1 Lap	17	1:55.351	1 Lap	99	2:00.638	9 Laps			
40	1:59.644	9 Laps	44	1:53.531	10 Laps	83	2:00.276	7 Laps	11	1:51.513	1 Lap			
61	2:06.028	8 Laps	24	1:53.454	2 Laps	38	1:52.875	1 Lap	<b>Lap 105</b>					
24	1:53.891	2 Laps	99	2:01.249	9 Laps	44	1:53.531	10 Laps	1	1:51.013				
75	2:01.525	7 Laps	66	2:00.626	7 Laps	24	1:56.678	2 Laps	75	2:01.913	8 Laps			
10	1:52.361	5 Laps	67	2:00.111	8 Laps	42	2:02.190	7 Laps	61	2:03.473	9 Laps			
19	1:53.286	1'08.525	40	1:59.418	9 Laps	10	1:52.285	5 Laps	17	1:56.155	1 Lap			
69	2:01.479	9 Laps	10	1:52.107	5 Laps	19	1:51.695	1'01.437	69	2:01.231	10 Laps			
17	1:58.062	1'51.350	19	1:51.767	1'06.467	46	1:54.103	1'11.528	38	1:54.596	1 Lap			
<b>Lap 97</b>			61	2:03.812	8 Laps	66	2:00.905	7 Laps	44	1:53.114	10 Laps			
46	1:51.876		75	2:01.969	7 Laps	40	2:00.068	9 Laps	24	1:54.309	2 Laps			
11	1:52.239	2 Laps	69	1:59.934	9 Laps	67	1:59.689	8 Laps	10	1:52.025	5 Laps			
83	2:00.295	7 Laps	17	1:54.172	1'58.654	99	2:02.875	9 Laps	83	2:00.277	7 Laps			
42	2:01.738	7 Laps	11	1:51.886	1 Lap	61	2:03.488	8 Laps	46	1:49.579	1'09.241			
1	1:50.646	15.964	<b>Lap 100</b>			75	2:01.490	7 Laps	42	2:02.032	7 Laps			
99	2:01.167	9 Laps	46	1:59.959		69	2:00.182	9 Laps	66	2:00.082	7 Laps			
38	1:53.946	1 Lap	1	1:50.740	3.675	11	1:51.741	1 Lap	67	1:59.787	8 Laps			
<b>Lap 98</b>			<b>Lap 99</b>			<b>Lap 100</b>			99	2:00.876	9 Laps			
46	1:51.662		46	1:51.169		1	1:52.228		11	1:51.162	1 Lap			
11	1:51.333	2 Laps	17	1:54.176	1 Lap	17	1:55.351	1 Lap	<b>Lap 106</b>					
67	3:13.996	8 Laps	11	1:51.555	2 Laps	83	2:00.276	7 Laps	1	1:52.846	1 Lap			
1	1:52.453	21.199	1	1:50.455	12.894	38	1:52.875	1 Lap						
99	2:01.969	9 Laps	83	1:59.850	7 Laps	44	1:53.531	10 Laps						
66	2:00.500	7 Laps	42	2:02.002	7 Laps	24	1:56.678	2 Laps						
38	1:57.482	1 Lap	38	1:53.064	1 Lap	42	2:02.190	7 Laps						
67	2:17.540	8 Laps	44	1:53.531	10 Laps	10	1:52.285	5 Laps						
44	1:56.002	10 Laps	24	1:53.454	2 Laps	19	1:51.695	1'01.437						
40	1:59.644	9 Laps	99	2:01.249	9 Laps	46	1:54.103	1'11.528						
61	2:06.028	8 Laps	66	2:00.626	7 Laps	66	2:00.905	7 Laps						
24	1:53.891	2 Laps	67	2:00.111	8 Laps	40	2:00.068	9 Laps						
75	2:01.525	7 Laps	40	1:59.418	9 Laps	67	1:59.689	8 Laps						
10	1:52.361	5 Laps	10	1:52.107	5 Laps	99	2:02.875	9 Laps						
19	1:53.286	1'08.525	19	1:51.767	1'06.467	61	2:03.488	8 Laps						
69	2:01.479	9 Laps	61	2:03.812	8 Laps	75	2:01.490	7 Laps						
17	1:58.062	1'51.350	75	2:01.969	7 Laps	69	2:00.182	9 Laps						
<b>Lap 96</b>			69	1:59.934	9 Laps	11	1:51.741	1 Lap						
46	1:54.303		17	1:54.172	1'58.654	<b>Lap 101</b>								
83	2:01.035	7 Laps	11	1:51.886	1 Lap	1	1:50.808							
42	2:04.470	7 Laps	<b>Lap 97</b>			83	2:00.381	7 Laps						
11	1:51.550	2 Laps	46	1:51.169		38	1:54.632	1 Lap						
1	1:50.298	17.194	17	1:54.176	1 Lap	44	1:54.045	10 Laps						
99	2:01.216	9 Laps	11	1:51.555	2 Laps	42	2:03.259	7 Laps						
66	2:00.500	7 Laps	1	1:50.455	12.894	24	1:53.973	2 Laps						
38	1:57.482	1 Lap	83	1:59.850	7 Laps	10	1:52.187	5 Laps						
67	2:17.540	8 Laps	42	2:02.002	7 Laps	19	1:52.652	1'01.970						
44	1:56.002	10 Laps	38	1:53.064	1 Lap	66	2:01.164	7 Laps						
40	1:59.644	9 Laps	44	1:53.531	10 Laps	99	2:02.650	9 Laps						
61	2:06.028	8 Laps	24	1:53.454	2 Laps	40	1:59.375	9 Laps						
24	1:53.891	2 Laps	99	2:01.249	9 Laps	46	3:04.136	1'09.653						
75	2:01.525	7 Laps	66	2:00.626	7 Laps	67	2:00.601	8 Laps						
10	1:52.361	5 Laps	67	2:00.111	8 Laps	61	2:03.414	8 Laps						
19	1:53.286	1'08.525	40	1:59.418	9 Laps	75	2:02.157	7 Laps						
69	2:01.479	9 Laps	10	1:52.107	5 Laps	69	2:00.046	9 Laps						
17	1:58.062	1'51.350	19	1:51.767	1'06.467	11	1:51.165	1 Lap						
<b>Lap 95</b>			61	2:03.812	8 Laps	<b>Lap 102</b>								
46	1:51.662		75	2:01.969	7 Laps	1	1:52.228							
11	1:51.333	2 Laps	69	1:59.934	9 Laps	17	1:55.351	1 Lap						
67	3:13.996	8 Laps	17	1:54.172	1'58.654	83	2:00.276	7 Laps						
1	1:52.453	21.199	11	1:51.886	1 Lap	38	1:52.875	1 Lap						
99	2:01.969	9 Laps	<b>Lap 98</b>			44	1:53.531	10 Laps						
66	2:00.500	7 Laps	46	1:54.374		24	1:56.678	2 Laps						
38	1:57.482	1 Lap	17	1:56.375	1 Lap	42	2:02.190	7 Laps						
67	2:17.540	8 Laps	11	1:51.565	2 Laps	10	1:52.285	5 Laps						
44	1:56.002	10 Laps	1	1:52.018	13.608	19	1:							





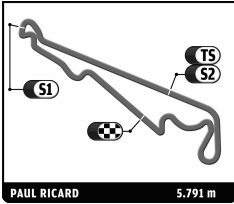
**ELMS**  
**6 HEURES DU CASTELLET**  
Race

Analysis by lap

Lapped

Nr	Lap Time	Gap	Nr	Lap Time	Gap	Nr	Lap Time	Gap	Nr	Lap Time	Gap	Nr	Lap Time	Gap	
<b>Lap 109</b>															
1	1:52.652		10	1:52.087	5 Laps	42	1:56.465	9 Laps	17	1:55.888	1 Lap	42	1:56.251	9 Laps	
61	2:04.827	9 Laps	19	1:50.497	1 Lap	17	1:55.849	1 Lap	99	2:05.201	11 Laps	44	1:54.924	10 Laps	
10	1:51.993	5 Laps	24	1:55.125	2 Laps	61	3:44.609	10 Laps	44	1:54.008	10 Laps	10	1:53.023	5 Laps	
46	1:50.775	3.131	69	2:07.070	11 Laps	44	2:11.237	10 Laps	38	1:51.060	1 Lap	99	2:05.213	11 Laps	
24	1:54.471	2 Laps	42	2:17.205	9 Laps	69	2:06.575	11 Laps	61	2:00.578	10 Laps	38	2:12.121	1 Lap	
19	1:50.478	1 Lap	61	2:03.804	9 Laps	83	1:59.844	8 Laps	83	1:59.677	8 Laps				
17	1:55.735	1 Lap	17	1:55.812	1 Lap	38	1:50.058	1 Lap	10	1:51.556	5 Laps	<b>Lap 122</b>			
99	2:22.412	10 Laps	83	2:00.755	8 Laps	66	2:00.500	8 Laps				1	1:51.436		
67	1:59.982	8 Laps	38	1:51.158	1 Lap	10	1:51.585	5 Laps	46	1:52.080	1.165	19	1:51.259	1 Lap	
66	2:00.390	7 Laps	67	2:00.087	8 Laps	<b>Lap 119</b>				61	2:01.072	11 Laps			
75	2:00.282	8 Laps	75	2:01.120	8 Laps	1	1:52.339		83	2:00.026	9 Laps	11	1:53.154	2 Laps	
69	3:42.284	10 Laps	44	1:54.312	9 Laps	69	2:05.234	12 Laps	11	1:53.154	2 Laps	66	2:00.765	9 Laps	
44	1:52.789	9 Laps	66	2:08.241	7 Laps	46	1:50.988	1.012	69	2:06.113	12 Laps	17	3:12.569	2 Laps	
11	1:52.168	1 Lap	<b>Lap 113</b>				19	1:50.661	1 Lap	24	1:55.360	3 Laps			
<b>Lap 110</b>															
1	1:51.614		1	1:51.853		66	2:01.082	9 Laps	67	2:00.374	9 Laps				
10	1:52.288	5 Laps	99	2:04.696	11 Laps	11	1:52.297	2 Laps	75	2:01.339	9 Laps				
46	1:51.893	3.410	11	1:52.522	2 Laps	67	2:00.525	9 Laps	17	1:54.176	1 Lap				
19	1:52.913	1 Lap	46	1:52.504	2.937	75	2:01.000	9 Laps	42	1:57.220	9 Laps				
83	3:22.325	8 Laps	19	1:51.671	1 Lap	24	1:53.429	2 Laps	44	1:53.904	10 Laps				
24	1:56.554	2 Laps	10	2:03.303	5 Laps	99	2:05.035	11 Laps	99	2:04.579	11 Laps				
61	2:04.685	9 Laps	24	1:53.989	2 Laps	42	1:56.238	9 Laps	38	1:50.549	1 Lap				
17	1:55.623	1 Lap	42	1:58.147	9 Laps	17	1:54.569	1 Lap	61	2:00.195	10 Laps				
67	2:00.386	8 Laps	69	2:06.988	11 Laps	44	1:55.597	10 Laps	83	1:59.795	8 Laps				
66	2:01.065	7 Laps	17	1:56.352	1 Lap	61	2:01.758	10 Laps	10	1:51.830	5 Laps				
99	2:12.999	10 Laps	83	2:00.293	8 Laps	83	2:00.970	8 Laps	<b>Lap 120</b>						
75	2:00.964	8 Laps	61	2:12.767	9 Laps	38	1:50.885	1 Lap	1	1:51.273					
38	3:24.022	1 Lap	38	1:50.261	1 Lap	69	2:06.975	11 Laps	46	1:50.702	0.441				
44	1:53.089	9 Laps	67	2:01.457	8 Laps	66	2:00.462	8 Laps	19	1:52.130	1 Lap				
<b>Lap 111</b>															
1	1:53.276		<b>Lap 114</b>				10	1:51.925	5 Laps	66	2:01.294	9 Laps			
11	1:54.839	2 Laps	1	1:52.335		1	1:51.480		69	2:06.146	12 Laps				
46	1:52.306	2.440	75	2:01.002	9 Laps	46	1:50.491	3.527	11	1:53.983	2 Laps				
19	1:52.913	1 Lap	11	1:53.309	2 Laps	19	1:50.506	1 Lap	24	2:11.652	3 Laps				
83	3:22.325	8 Laps	46	1:53.258	3.860	11	1:53.012	2 Laps	67	2:00.713	9 Laps				
24	1:56.554	2 Laps	19	1:52.585	1 Lap	67	2:00.828	9 Laps	24	2:00.713	9 Laps				
61	2:04.685	9 Laps	99	2:05.777	11 Laps	24	1:55.395	2 Laps	75	2:00.894	9 Laps				
17	1:55.623	1 Lap	24	1:53.638	2 Laps	75	2:01.666	9 Laps	42	1:55.789	9 Laps				
67	2:00.386	8 Laps	42	1:56.688	9 Laps	99	2:04.510	11 Laps	44	1:54.028	10 Laps				
66	2:01.065	7 Laps	44	2:39.238	10 Laps	42	1:56.379	9 Laps	17	2:03.463	1 Lap				
99	2:12.999	10 Laps	17	1:55.713	1 Lap	17	1:54.477	1 Lap	38	1:59.205	1 Lap				
75	2:00.964	8 Laps	69	2:06.372	11 Laps	44	1:53.919	10 Laps	99	2:04.432	11 Laps				
38	3:24.022	1 Lap	83	1:59.815	8 Laps	61	2:00.801	10 Laps	61	2:00.432	10 Laps				
44	1:53.089	9 Laps	66	3:09.623	8 Laps	38	1:50.302	1 Lap	10	1:52.634	5 Laps				
<b>Lap 112</b>															
1	1:52.340		<b>Lap 115</b>				69	2:05.554	11 Laps	66	2:00.432	10 Laps			
11	1:53.073	2 Laps	1	1:51.398		66	2:00.470	8 Laps	61	2:00.432	10 Laps				
46	1:52.186	2.286	46	1:53.139	5.601	10	1:51.768	5 Laps	<b>Lap 121</b>						
<b>Lap 113</b>															
1	1:51.853		19	1:53.330	1 Lap	<b>Lap 118</b>									
99	2:04.696	11 Laps	11	1:55.590	2 Laps	1	1:51.172								
11	1:52.522	2 Laps	67	2:01.901	9 Laps	46	1:50.008	2.363							
46	1:52.504	2.937	75	2:01.759	9 Laps	19	1:50.245	1 Lap							
19	1:51.671	1 Lap	24	1:53.745	2 Laps	83	2:00.283	9 Laps							
10	2:03.303	5 Laps	99	2:04.918	11 Laps	11	1:52.866	2 Laps							
24	1:53.989	2 Laps	<b>Lap 116</b>				66	2:00.904	9 Laps						
42	1:58.147	9 Laps	1	1:51.389		69	2:05.862	12 Laps							
69	2:06.988	11 Laps	46	1:50.304	4.516	24	1:54.430	3 Laps							
17	1:56.352	1 Lap	19	1:50.693	1 Lap	67	2:01.051	9 Laps							
83	2:00.293	8 Laps	11	1:52.297	2 Laps	24	1:54.028	10 Laps							
61	2:12.767	9 Laps	67	2:00.525	9 Laps	17	1:54.176	1 Lap							
38	1:50.261	1 Lap	75	2:01.000	9 Laps	42	1:57.220	9 Laps							
67	2:01.457	8 Laps	24	1:53.429	2 Laps	44	1:53.904	10 Laps							
<b>Lap 114</b>															
1	1:52.335		99	2:05.777	11 Laps	17	1:54.569	1 Lap	99	2:04.579	11 Laps				
75	2:01.002	9 Laps	42	1:56.238	9 Laps	44	1:55.597	10 Laps	38	1:50.549	1 Lap				
11	1:53.309	2 Laps	17	1:54.569	1 Lap	61	2:01.758	10 Laps	61	2:00.195	10 Laps				
46	1:53.258	3.860	44	1:54.312	9 Laps	83	2:00.970	8 Laps	83	1:59.795	8 Laps				
19	1:52.585	1 Lap	69	2:06.988	11 Laps	38	1:50.885	1 Lap	10	1:51.830	5 Laps				
99	2:05.777	11 Laps	17	1:56.352	1 Lap	69	2:06.975	11 Laps	<b>Lap 123</b>						
24	1:53.638	2 Laps	83	2:00.293	8 Laps	66	2:00.462	8 Laps	1	1:51.682					
42	1:56.688	9 Laps	61	2:12.767	9 Laps	10	1:51.925	5 Laps	46	1:52.335	1.818				
44	2:39.238	10 Laps	38	1:50.261	1 Lap	19	1:52.925	5 Laps	19	1:53.120	1 Lap				
17	1:55.713	1 Lap	67	2:01.457	8 Laps	1	1:51.480		99	2:05.966	12 Laps				
69	2:06.372	11 Laps	<b>Lap 117</b>				66	2:00.462	8 Laps	61	2:00.656	11 Laps			
83	1:59.815	8 Laps	1	1:51.480		69	2:06.146	12 Laps	83	2:00.707	9 Laps				
66	3:09.623	8 Laps	46	1:50.491	3.527	11	1:53.983	2 Laps	11	1:53.872	2 Laps				
38	1:50.370	1 Lap	19	1:50.506	1 Lap	24	2:11.652	3 Laps	66	2:00.499	9 Laps				
10	3:21.055	5 Laps	11	1:53.012	2 Laps	67	2:00.713	9 Laps	17	1:50.526	2 Laps				
<b>Lap 115</b>															
1	1:51.398		67	2:00.828	9 Laps	24	2:11.652	3 Laps	24	1:54.611	3 Laps				
46	1:53.139	5.601	24	1:55.395	2 Laps	67	2:00.713	9 Laps	69	2:06.653	12 Laps				
19	1:53.330	1 Lap	75	2:01.666	9 Laps	75	2:00.894	9 Laps	67	2:01.049	9 Laps				
11	1:55.590	2 Laps	99	2:04.510	11 Laps	42	1:55.789	9 Laps	44	1:54.839	10 Laps				
67	2:01.901	9 Laps	42	1:56.379	9 Laps	44	1:54.028	10 Laps	42	1:57.742	9 Laps				
75	2:01.759	9 Laps	17	1:54.477	1 Lap	17	2:03.463	1 Lap	75	2:02.202	9 Laps				
24	1:53.745	2 Laps	44	1:53.919	10 Laps	38	1:59.205	1 Lap	10	1:51.464	5 Laps				
99	2:04.918	11 Laps	61	2:00.801	10 Laps	99	2:04.432	11 Laps	38	1:50.350	1 Lap				
<b>Lap 116</b>															
1	1:51.389		38	1:50.302	1 Lap	61	2:00.432	10 Laps	<b>Lap 124</b>						
46	1:50.304	4.516	83	2:00.470	8 Laps	10	1:52.634	5 Laps	1	1:51.698					
19	1:50.693	1 Lap	69	2:05.554	11 Laps	<b>Lap 121</b>				46	1:50.615	0.735			
11	1:52.297	2 Laps	66	2:00.671	8 Laps	1	1:51.669		19	1:50.846	1 Lap				
67	2:00.525	9 Laps	10	1:51.925	5 Laps	46	1:51.749	0.521	61	2:00.216	11 Laps				
75	2:01.000	9 Laps	<b>Lap 118</b>				19	1:50.559	1 Lap	99	2:04.788	12 Laps			
24	1:53.429	2 Laps	1	1:51.172		83	2:00.283	9 Laps	11	1:54.338	2 Laps				
99	2:05.035	11 Laps	46	1:50.008	2.363	11	1:52.866	2 Laps	83	2:01.235	9 Laps				
42	1:56.238	9 Laps	19	1:50.245	1 Lap	66	2:00.904	9 Laps	17	1:51.762	2 Laps				
17	1:54.569	1 Lap	67	2:01.146	9 Laps	69	2:05.862	12 Laps	66	2:00.901	9 Laps				
44	1:54.312	9 Laps	75	2:01.112	9 Laps	24	1:54.430	3 Laps	24	1:54.323	3 Laps				
69	2:06.988	11 Laps	42	1:58.781	9 Laps	67	2:01.051	9 Laps	69	2:05.903	12 Laps				
17	1:56.352	1 Lap	<b>Lap 119</b>				75	2:01.284	9 Laps	44	1:54.963	10 Laps			
83	2:00.293	8 Laps	1	1:52.339		<b>Lap 122</b>									
61	2:12.767	9 Laps	69	2:05.234	12 Laps	1	1:51.436								
38	1:50.261	1 Lap	46	1:50.988	1.012	46	1:52.080	1.165							



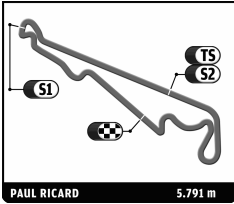


**ELMS**  
**6 HEURES DU CASTELLET**  
Race

Analysis by lap

Lapped

Nr	Lap Time	Gap	Nr	Lap Time	Gap	Nr	Lap Time	Gap	Nr	Lap Time	Gap	Nr	Lap Time	Gap												
66	2:00.643	10 Laps	66	2:00.771	10 Laps	75	2:03.321	11 Laps	Lap 129			Lap 130														
1	1:51.177	1 Lap	24	1:50.319	4 Laps	66	2:01.412	10 Laps	46	1:50.723		46	1:50.483		24	1:51.217	5 Laps	19	1:53.594	1 Lap						
60	2:00.141	42 Laps	60	2:00.553	42 Laps	60	2:00.914	42 Laps	60	2:01.363	43 Laps	19	1:51.661	1 Lap	61	2:01.052	13 Laps	99	2:04.671	15 Laps	75	2:02.122	12 Laps			
24	3:23.855	4 Laps	44	5:01.203	12 Laps	69	2:38.155	24 Laps	19	1:51.661	1 Lap	24	1:50.481	5 Laps	67	2:01.052	13 Laps	61	2:04.671	15 Laps	66	2:09.919	11 Laps			
99	2:04.295	13 Laps	10	1:50.075	6 Laps	11	1:51.282	2 Laps	1	1:50.985	1 Lap	1	1:50.985	1 Lap	99	2:04.671	15 Laps	17	1:51.259	2 Laps	60	2:01.293	43 Laps	44	1:57.282	13 Laps
67	2:02.764	11 Laps	17	1:49.931	1 Lap	44	1:58.083	12 Laps	44	1:58.875	13 Laps	44	1:56.158	11 Laps	10	1:51.000	6 Laps	1	4:05.793	2 Laps	10	1:51.056	6 Laps	42	1:57.207	11 Laps
10	1:51.166	6 Laps	67	2:02.481	11 Laps	Lap 146			67	2:03.348	12 Laps	83	2:17.872	11 Laps	42	1:57.282	13 Laps	67	2:03.311	12 Laps	67	2:03.311	12 Laps			
40	1:59.698	31 Laps	40	1:58.361	31 Laps	46	1:50.223		17	1:50.839	2 Laps	69	2:27.069	26 Laps	10	1:51.056	6 Laps	38	1:51.786	15 Laps	69	2:00.356	26 Laps	11	1:52.446	3 Laps
75	2:01.480	10 Laps	11	1:51.255	2 Laps	19	1:52.426	1 Lap	67	2:03.348	12 Laps	11	1:52.938	3 Laps	42	1:57.207	11 Laps	38	1:51.786	15 Laps	69	2:00.356	26 Laps	83	1:59.775	11 Laps
17	1:49.532	1 Lap	19	1:51.519	1:50.373	67	2:02.735	12 Laps	42	1:56.633	11 Laps	61	2:00.897	12 Laps	11	1:52.446	3 Laps	11	1:52.446	3 Laps	83	1:59.775	11 Laps			
42	3:34.725	10 Laps	Lap 143			1	1:50.701	1 Lap	17	1:50.482	2 Laps	Lap 150			Lap 153											
44	1:55.843	10 Laps	46	1:51.040		42	1:56.633	11 Laps	83	2:17.872	11 Laps	46	1:52.656		46	1:50.323		24	1:50.654	5 Laps						
61	2:00.553	11 Laps	61	2:00.782	12 Laps	17	1:50.482	2 Laps	69	2:27.069	26 Laps	99	2:04.271	15 Laps	66	2:01.803	11 Laps	19	1:52.199	1 Lap	61	2:09.396	13 Laps			
11	1:51.387	2 Laps	1	1:51.887	1 Lap	83	2:01.539	10 Laps	42	1:56.158	11 Laps	75	2:02.317	12 Laps	75	2:02.317	12 Laps	17	1:52.199	1 Lap	17	1:53.351	2 Laps			
19	1:51.380	1:50.380	42	1:58.402	11 Laps	10	1:50.588	6 Laps	11	1:51.000	6 Laps	19	1:51.787	1 Lap	24	1:51.647	5 Laps	61	2:09.396	13 Laps	75	2:02.370	12 Laps			
83	2:01.054	9 Laps	99	2:05.444	14 Laps	99	2:05.338	14 Laps	83	2:17.872	11 Laps	38	27:42.143	15 Laps	11	1:52.938	3 Laps	38	1:51.786	15 Laps	99	2:05.498	15 Laps			
Lap 140			83	2:00.603	10 Laps	61	2:00.573	12 Laps	11	1:52.938	3 Laps	61	2:00.897	12 Laps	38	1:51.786	15 Laps	69	2:00.356	26 Laps	11	1:52.446	3 Laps			
46	1:50.893		24	1:49.966	4 Laps	66	2:01.283	10 Laps	61	2:00.897	12 Laps	Lap 150			Lap 153											
1	1:52.119	1 Lap	75	2:18.681	11 Laps	75	2:04.856	11 Laps	46	1:52.656		46	1:52.656		46	1:50.323		24	1:50.654	5 Laps	19	1:52.199	1 Lap			
66	2:01.011	10 Laps	66	2:01.044	10 Laps	60	2:00.207	42 Laps	99	2:04.271	15 Laps	66	2:01.803	11 Laps	66	2:01.803	11 Laps	19	1:52.199	1 Lap	61	2:09.396	13 Laps	17	1:53.351	2 Laps
60	2:00.332	42 Laps	10	1:50.791	6 Laps	24	2:51.812	4 Laps	75	2:02.317	12 Laps	75	2:02.317	12 Laps	75	2:02.317	12 Laps	61	2:09.396	13 Laps	75	2:02.370	12 Laps	99	2:05.498	15 Laps
24	2:09.738	4 Laps	60	2:00.676	42 Laps	Lap 147			19	1:51.787	1 Lap	19	1:51.787	1 Lap	17	1:52.199	1 Lap	17	1:53.351	2 Laps	99	2:05.498	15 Laps			
67	2:03.031	11 Laps	17	2:00.065	1 Lap	46	1:49.919		24	2:02.504	43 Laps	24	1:51.647	5 Laps	60	2:02.504	43 Laps	61	2:09.396	13 Laps	60	2:01.353	43 Laps	66	2:09.919	11 Laps
10	1:50.839	6 Laps	44	2:23.812	12 Laps	44	1:58.647	13 Laps	1	1:51.062	1 Lap	1	1:51.062	1 Lap	1	1:51.062	1 Lap	17	1:53.351	2 Laps	60	2:01.353	43 Laps	44	1:57.076	13 Laps
40	1:58.699	31 Laps	67	2:03.225	11 Laps	19	1:51.917	1 Lap	44	1:57.285	13 Laps	44	1:57.285	13 Laps	44	1:57.285	13 Laps	75	2:02.370	12 Laps	44	1:57.076	13 Laps	10	1:50.786	6 Laps
17	1:50.385	1 Lap	11	1:51.628	2 Laps	1	1:53.647	1 Lap	17	1:50.428	2 Laps	17	1:50.428	2 Laps	17	1:50.428	2 Laps	99	2:05.498	15 Laps	60	2:01.353	43 Laps	10	1:50.786	6 Laps
75	2:01.047	10 Laps	19	1:51.282	1:50.615	67	2:03.784	12 Laps	67	2:02.256	12 Laps	67	2:02.256	12 Laps	67	2:02.256	12 Laps	60	2:01.353	43 Laps	44	1:57.076	13 Laps	42	1:55.829	11 Laps
99	2:47.442	13 Laps	Lap 144			17	1:50.766	2 Laps	42	1:57.167	11 Laps	42	1:57.167	11 Laps	42	1:57.167	11 Laps	44	1:57.076	13 Laps	42	1:55.829	11 Laps			
11	1:53.401	2 Laps	46	1:51.277		42	1:57.963	11 Laps	69	2:02.118	26 Laps	69	2:02.118	26 Laps	69	2:02.118	26 Laps	1	2:06.776	2 Laps	67	2:03.170	12 Laps	69	2:00.248	26 Laps
61	2:00.233	11 Laps	1	1:52.051	1 Lap	10	1:52.012	6 Laps	10	1:51.157	6 Laps	10	1:51.157	6 Laps	10	1:51.157	6 Laps	10	1:50.786	6 Laps	67	2:03.170	12 Laps	11	1:52.213	3 Laps
19	1:52.347	1:51.834	61	2:00.745	12 Laps	11	3:11.155	3 Laps	38	1:52.971	15 Laps	38	1:52.971	15 Laps	38	1:52.971	15 Laps	38	1:52.173	15 Laps	67	2:03.170	12 Laps	11	1:52.213	3 Laps
Lap 141			42	1:57.364	11 Laps	99	2:04.838	14 Laps	83	2:00.005	11 Laps	11	1:52.734	3 Laps	11	1:52.734	3 Laps	38	1:52.173	15 Laps	69	2:00.248	26 Laps	11	1:52.213	3 Laps
46	1:53.014		83	2:01.845	10 Laps	61	2:00.157	12 Laps	83	2:00.005	11 Laps	Lap 151			Lap 154											
42	2:19.724	11 Laps	99	2:05.929	14 Laps	66	2:01.267	10 Laps	11	1:52.734	3 Laps	46	1:50.226		46	2:00.842		24	1:50.572	5 Laps	66	3:27.170	12 Laps			
83	2:00.925	10 Laps	24	1:49.496	4 Laps	75	2:02.688	11 Laps	61	2:00.005	11 Laps	61	2:00.576	13 Laps	66	3:27.170	12 Laps	17	1:50.290	2 Laps	66	3:27.170	12 Laps	17	1:50.290	2 Laps
1	1:50.809	1 Lap	75	2:02.122	11 Laps	60	2:01.892	42 Laps	11	1:52.734	3 Laps	19	1:53.761	1 Lap	67	2:03.170	12 Laps	75	2:01.854	12 Laps	75	2:01.854	12 Laps	75	2:01.854	12 Laps
66	2:01.829	10 Laps	10	1:50.649	6 Laps	Lap 148			44	1:59.018	15 Laps	19	1:52.795	5 Laps	44	1:58.803	13 Laps	44	1:58.803	13 Laps	60	2:02.020	43 Laps			
60	2:00.479	42 Laps	66	2:01.306	10 Laps	46	1:50.438		99	2:05.018	15 Laps	24	1:52.795	5 Laps	60	2:02.020	43 Laps	60	2:02.020	43 Laps	99	2:05.095	15 Laps			
24	1:50.979	4 Laps	60	2:01.141	42 Laps	19	1:51.822	1 Lap	75	2:02.184	12 Laps	66	2:01.830	11 Laps	66	2:01.830	11 Laps	60	2:02.020	43 Laps	99	2:05.095	15 Laps	1	1:50.700	2 Laps
10	1:50.834	6 Laps	44	1:58.416	12 Laps	24	2:07.438	5 Laps	60	2:02.045	43 Laps	99	2:05.018	15 Laps	66	2:01.830	11 Laps	66	2:01.830	11 Laps	10	1:50.614	6 Laps	10	1:50.614	6 Laps
67	2:03.129	11 Laps	11	1:52.147	2 Laps	44	1:59.205	13 Laps	44	1:58.947	13 Laps	75	2:02.184	12 Laps	69	2:00.578	26 Laps	38	1:51.471	15 Laps	38	1:51.471	15 Laps	42	1:57.662	11 Laps
17	1:50.733	1 Lap	67	2:02.904	11 Laps	69	4:26.169	26 Laps	17	1:50.056	2 Laps	60	2:02.045	43 Laps	38	1:51.794	15 Laps	42	1:57.662	11 Laps	19	3:05.112	1 Lap	42	1:57.662	11 Laps
40	1:58.643	31 Laps	Lap 145			1	1:50.560	1 Lap	44	1:56.947	13 Laps	44	1:56.947	13 Laps	38	1:51.794	15 Laps	19	3:05.112	1 Lap	69	1:59.536	26 Laps			
11	1:51.364	2 Laps	46	1:51.220		67	2:02.428	12 Laps	17	1:50.056	2 Laps	17	1:50.056	2 Laps	83	1:59.709	11 Laps	69	1:59.536	26 Laps	11	1:52.218	3 Laps	11	1:53.378	3 Laps
19	1:52.126	1:50.946	19	1:53.634	1 Lap	17	1:50.810	2 Laps	10	1:54.263	6 Laps	10	1:54.263	6 Laps	11	1:52.218	3 Laps	11	1:53.378	3 Laps						
Lap 142			1	1:50.838	1 Lap	42	1:55.972	11 Laps	67	2:03.190	12 Laps	67	2:03.190	12 Laps												
46	1:52.092		42	1:57.663	11 Laps	83	3:31.053	11 Laps	42	1:59.592	11 Laps	42	1:59.592	11 Laps												
61	2:01.230	12 Laps	17	2:51.756	2 Laps	10	1:50.680	6 Laps	69	2:00.578	26 Laps	69	2:00.578	26 Laps												
42	1:59.777	11 Laps	24	1:50.173	4 Laps	11	2:10.798	3 Laps	38	1:51.794	15 Laps	38	1:51.794	15 Laps												
99	2:24.639	14 Laps	83	2:02.330	10 Laps	61	2:01.178	12 Laps	83	1:59.709	11 Laps	83	1:59.709	11 Laps												
1	1:52.200	1 Lap	99	2:05.904	14 Laps	99	2:04.468	14 Laps	11	1:52.218	3 Laps	11	1													

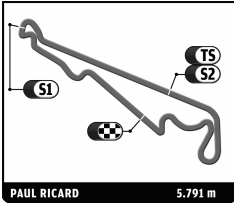


**ELMS**  
**6 HEURES DU CASTELLET**  
Race

Analysis by lap

Lapped

Nr	Lap Time	Gap	Nr	Lap Time	Gap	Nr	Lap Time	Gap	Nr	Lap Time	Gap	Nr	Lap Time	Gap
67	2:03.215	12 Laps	11	1:52.812	3 Laps	19	1:50.581	1 Lap	75	2:01.452	13 Laps	24	3:41.436	5 Laps
83	1:59.909	11 Laps	24	1:51.073	4 Laps	42	1:55.966	11 Laps	44	2:00.084	13 Laps	66	2:01.156	12 Laps
24	1:50.716	4 Laps	69	2:00.058	26 Laps	24	1:51.959	4 Laps	24	1:51.932	4 Laps	44	1:57.375	13 Laps
66	2:01.116	11 Laps	83	1:59.809	11 Laps	60	2:01.972	43 Laps	99	2:01.622	16 Laps	17	1:51.692	1 Lap
17	1:50.355	1 Lap	17	1:50.348	1 Lap	67	1:59.112	13 Laps	61	2:02.876	14 Laps	75	2:01.612	13 Laps
61	3:48.087	13 Laps	75	3:12.659	12 Laps	17	1:51.436	1 Lap	42	1:56.149	11 Laps	42	1:56.396	11 Laps
44	1:56.349	12 Laps	66	2:00.587	11 Laps	69	2:00.365	26 Laps	17	1:50.788	1 Lap	60	3:22.008	44 Laps
1	1:53.532	1 Lap	1	1:51.421	1 Lap	83	2:00.077	11 Laps	60	2:01.956	43 Laps	1	1:50.775	2 Laps
75	2:02.945	11 Laps	10	1:51.315	5 Laps	1	1:50.624	1 Lap	67	1:59.354	13 Laps	99	2:01.717	16 Laps
60	2:00.618	42 Laps	99	2:21.106	15 Laps	11	3:06.120	3 Laps	10	1:50.202	6 Laps	10	1:50.408	6 Laps
10	1:51.001	5 Laps	61	2:02.769	13 Laps	66	2:00.839	11 Laps	1	1:59.178	1 Lap	61	2:03.636	14 Laps
99	2:04.208	14 Laps	44	1:57.691	12 Laps				69	2:01.999	26 Laps	67	1:59.752	13 Laps
									83	1:59.566	11 Laps			
<b>Lap 155</b>			<b>Lap 158</b>			<b>Lap 161</b>			<b>Lap 164</b>			<b>Lap 167</b>		
46	3:06.026		46	1:50.896		46	1:52.522		46	1:51.391		46	1:52.035	
38	1:52.167	15 Laps	38	1:52.055	15 Laps	38	1:53.565	15 Laps	11	1:52.812	4 Laps	11	1:52.882	4 Laps
42	1:55.674	11 Laps	60	2:01.403	43 Laps	75	2:02.241	13 Laps	38	1:52.204	15 Laps	38	1:53.116	15 Laps
11	1:52.686	3 Laps	19	1:51.003	1 Lap	44	1:57.056	13 Laps	19	1:50.703	1 Lap	19	1:52.832	1 Lap
19	2:07.002	1 Lap	67	3:18.660	13 Laps	99	2:02.636	16 Laps	19	1:50.704	1 Lap	83	1:59.991	12 Laps
69	2:00.112	26 Laps	42	1:57.936	11 Laps	61	2:03.669	14 Laps	66	2:00.551	12 Laps	24	2:08.695	5 Laps
67	2:02.374	12 Laps	11	1:52.755	3 Laps	24	1:51.585	4 Laps	44	1:57.195	13 Laps	66	2:01.150	12 Laps
24	1:51.323	4 Laps	24	1:50.945	4 Laps	42	1:57.383	11 Laps	24	1:52.333	4 Laps	44	1:58.562	13 Laps
83	2:00.195	11 Laps	69	2:00.206	26 Laps	60	2:01.956	43 Laps	75	2:01.268	13 Laps	17	1:50.583	1 Lap
66	2:00.459	11 Laps	17	1:50.714	1 Lap	67	1:59.515	13 Laps	99	2:01.701	16 Laps	75	2:01.437	13 Laps
17	1:50.314	1 Lap	83	2:00.002	11 Laps	17	1:50.335	1 Lap	42	1:57.045	11 Laps	1	1:51.727	2 Laps
61	2:02.800	13 Laps	1	1:51.984	1 Lap	69	2:00.339	26 Laps	61	2:03.849	14 Laps	60	2:00.503	44 Laps
1	1:52.743	1 Lap	66	2:00.906	11 Laps	10	3:22.297	6 Laps	17	1:51.944	1 Lap	10	1:50.969	6 Laps
44	1:59.080	12 Laps	10	1:52.753	5 Laps	1	1:51.060	1 Lap	67	1:59.440	13 Laps	99	2:01.751	16 Laps
10	1:52.089	5 Laps	75	2:18.824	12 Laps	83	2:00.991	11 Laps	10	1:50.004	6 Laps	61	2:03.161	14 Laps
75	2:03.736	11 Laps	99	2:03.505	15 Laps				60	2:10.169	43 Laps	67	1:59.804	13 Laps
60	2:03.250	42 Laps							69	2:01.891	26 Laps			
<b>Lap 156</b>			<b>Lap 159</b>			<b>Lap 162</b>			<b>Lap 165</b>			<b>Lap 168</b>		
46	1:51.637		46	1:52.450		46	1:51.568		46	1:51.542		46	1:51.469	
38	1:51.417	15 Laps	61	2:02.743	14 Laps	11	2:10.858	4 Laps	83	1:59.620	12 Laps	69	3:38.026	28 Laps
42	1:55.956	11 Laps	44	1:57.549	13 Laps	66	2:01.407	12 Laps	11	1:52.709	4 Laps	11	1:53.819	4 Laps
19	1:50.609	1 Lap	38	1:52.193	15 Laps	38	1:52.429	15 Laps	19	1:52.433	15 Laps	19	1:52.164	1 Lap
11	1:53.071	3 Laps	19	1:51.198	1 Lap	19	1:52.227	1 Lap	38	1:52.433	15 Laps	38	2:08.806	15 Laps
69	1:59.889	26 Laps	60	2:02.464	43 Laps	75	2:02.689	13 Laps	19	1:50.610	1 Lap	83	1:59.510	12 Laps
24	1:50.456	4 Laps	11	1:52.947	3 Laps	44	2:00.600	13 Laps	66	2:00.779	12 Laps	42	3:31.260	12 Laps
67	2:02.202	12 Laps	42	1:56.667	11 Laps	99	2:01.408	16 Laps	44	1:58.357	13 Laps	24	1:50.224	5 Laps
83	1:59.487	11 Laps	24	1:51.619	4 Laps	24	1:51.638	4 Laps	75	2:01.403	13 Laps	44	1:57.545	13 Laps
17	1:50.162	1 Lap	67	2:14.684	13 Laps	61	2:02.950	14 Laps	42	1:55.914	11 Laps	66	2:01.006	12 Laps
99	3:11.112	15 Laps	69	2:00.037	26 Laps	42	1:56.125	11 Laps	17	1:51.139	1 Lap	17	2:00.867	1 Lap
66	2:00.727	11 Laps	17	1:50.373	1 Lap	60	2:01.890	43 Laps	99	2:04.744	16 Laps	1	1:50.462	2 Laps
1	1:52.205	1 Lap	83	1:59.738	11 Laps	17	1:53.528	1 Lap	1	3:19.463	2 Laps	10	1:51.887	6 Laps
61	2:03.380	13 Laps	1	1:50.789	1 Lap	67	1:59.315	13 Laps	61	2:03.408	14 Laps	75	2:01.437	13 Laps
10	1:51.805	5 Laps	66	2:01.219	11 Laps	10	1:51.163	6 Laps	10	1:51.091	6 Laps	60	2:00.705	44 Laps
44	1:59.582	12 Laps	10	2:00.949	5 Laps	69	2:02.387	26 Laps	67	1:59.987	13 Laps	99	2:00.874	16 Laps
			75	2:01.190	12 Laps	1	1:50.985	1 Lap				61	2:02.974	14 Laps
						83	1:59.539	11 Laps				67	1:59.888	13 Laps
<b>Lap 157</b>			<b>Lap 160</b>			<b>Lap 163</b>			<b>Lap 166</b>			<b>Lap 169</b>		
46	1:51.911		46	1:51.202		46	1:51.692		46	1:52.057		46	1:52.691	
38	1:54.134	15 Laps	99	2:01.831	16 Laps	11	1:52.813	4 Laps	11	1:52.952	4 Laps	19	1:51.594	1 Lap
60	2:03.313	43 Laps	38	1:54.288	15 Laps	38	1:52.988	15 Laps	69	2:09.088	27 Laps	19	1:53.902	4 Laps
42	1:57.198	11 Laps	44	1:57.711	13 Laps	19	1:51.774	1 Lap	38	1:53.758	15 Laps	11	1:53.902	4 Laps
19	1:49.865	1 Lap	61	2:02.828	14 Laps	66	2:01.264	12 Laps	19	1:51.720	1 Lap	69	2:19.281	28 Laps
									83	2:00.816	12 Laps			



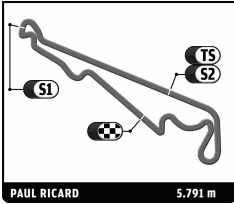
**ELMS**  
**6 HEURES DU CASTELLET**  
Race

Analysis by lap

Lapped

Nr	Lap Time	Gap	Nr	Lap Time	Gap	Nr	Lap Time	Gap	Nr	Lap Time	Gap	Nr	Lap Time	Gap
83	1:59.879	12 Laps	61	2:03.866	15 Laps	75	2:01.073	14 Laps	44	1:57.857	15 Laps	69	2:01.564	28 Laps
24	1:50.986	5 Laps	17	1:51.732	2 Laps	11	1:53.471	4 Laps	17	1:53.017	2 Laps	17	1:51.394	1 Lap
38	2:10.131	15 Laps	24	1:50.026	5 Laps	17	1:52.377	2 Laps	66	2:01.177	13 Laps	24	1:51.844	4 Laps
1	1:50.851	2 Laps	38	1:53.179	15 Laps	99	2:01.115	17 Laps	24	1:52.062	5 Laps	44	1:59.237	14 Laps
66	2:00.634	12 Laps	69	2:00.771	28 Laps	24	1:51.116	5 Laps	60	2:00.186	45 Laps	1	1:51.457	1 Lap
42	2:15.625	12 Laps	1	1:51.005	2 Laps	67	2:00.138	14 Laps	75	2:01.677	14 Laps	66	2:00.926	12 Laps
10	1:50.730	6 Laps	83	2:00.416	12 Laps	1	1:51.807	2 Laps	11	2:15.769	4 Laps			
75	2:01.177	13 Laps	10	1:50.667	6 Laps	61	2:04.089	15 Laps	99	2:00.714	17 Laps	<b>Lap 181</b>		
60	2:00.153	44 Laps	42	1:56.271	12 Laps	10	1:51.036	6 Laps	1	1:50.836	2 Laps	46	1:53.451	
99	2:01.080	16 Laps	44	2:04.531	14 Laps	69	2:00.287	28 Laps	10	1:51.006	6 Laps	60	2:00.346	45 Laps
			66	2:00.925	12 Laps	83	2:00.087	12 Laps	67	1:59.693	14 Laps	10	1:51.050	6 Laps
<b>Lap 170</b>			<b>Lap 173</b>			<b>Lap 176</b>			<b>Lap 179</b>			11	1:53.229	4 Laps
46	1:52.340		46	1:52.236		46	1:53.274		46	2:01.286		75	2:01.631	14 Laps
61	2:03.684	15 Laps	60	2:00.074	45 Laps	44	2:01.947	15 Laps	44	1:57.946	15 Laps	99	2:00.831	17 Laps
67	1:59.755	14 Laps	75	2:01.116	14 Laps	66	2:00.778	13 Laps	17	1:51.730	2 Laps	67	2:00.696	14 Laps
19	1:50.703	1 Lap	99	2:00.629	17 Laps	19	1:52.028	1 Lap	17	1:52.070	5 Laps	19	1:51.925	1 Lap
11	1:53.291	4 Laps	19	1:51.352	1 Lap	19	1:52.028	1 Lap	66	2:00.818	13 Laps	38	1:53.674	15 Laps
17	3:06.646	2 Laps	11	1:53.925	4 Laps	60	1:59.527	45 Laps	60	1:59.865	45 Laps	42	1:55.575	12 Laps
44	3:22.442	14 Laps	17	1:51.862	2 Laps	17	1:52.322	2 Laps	1	1:52.553	2 Laps	61	2:03.579	15 Laps
69	2:00.443	28 Laps	67	2:00.197	14 Laps	11	1:54.390	4 Laps	60	1:59.865	45 Laps	83	2:00.427	12 Laps
24	1:50.432	5 Laps	61	2:03.852	15 Laps	75	2:01.111	14 Laps	1	1:52.553	2 Laps	17	1:53.230	1 Lap
83	2:00.114	12 Laps	24	1:49.933	5 Laps	99	2:00.426	17 Laps	75	2:01.985	14 Laps	69	2:02.962	28 Laps
38	1:53.263	15 Laps	38	1:53.453	15 Laps	24	1:51.213	5 Laps	99	2:01.149	17 Laps	24	1:51.878	4 Laps
1	1:50.768	2 Laps	1	1:51.215	2 Laps	24	1:51.213	5 Laps	66	2:00.818	13 Laps	44	1:59.777	14 Laps
10	1:50.930	6 Laps	69	2:00.276	28 Laps	67	2:00.186	14 Laps	1	1:52.553	2 Laps	1	1:50.999	1 Lap
42	1:58.363	12 Laps	10	1:51.216	6 Laps	1	1:50.823	2 Laps	75	2:01.985	14 Laps			
66	2:00.859	12 Laps	83	2:00.091	12 Laps	10	1:52.786	6 Laps	99	2:01.149	17 Laps	<b>Lap 182</b>		
75	2:00.798	13 Laps	42	1:55.880	12 Laps	61	2:04.322	15 Laps	10	1:50.851	6 Laps	46	1:54.011	
60	1:59.739	44 Laps	44	1:58.962	14 Laps	69	2:00.534	28 Laps	11	2:08.355	4 Laps	66	2:01.104	13 Laps
99	2:01.290	16 Laps	66	2:00.837	12 Laps	83	2:00.411	12 Laps	67	2:00.479	14 Laps	10	1:52.715	6 Laps
<b>Lap 171</b>			<b>Lap 174</b>			<b>Lap 177</b>			<b>Lap 180</b>			60	2:00.125	45 Laps
46	1:51.587		46	1:51.775		46	1:52.381		46	2:39.215		44	1:59.777	14 Laps
19	1:52.835	1 Lap	60	1:59.368	45 Laps	44	1:58.817	15 Laps	10	1:53.366	6 Laps	11	1:52.715	6 Laps
61	2:03.180	15 Laps	75	2:00.922	14 Laps	66	2:00.520	13 Laps	17	2:02.642	14 Laps	60	2:00.125	45 Laps
67	2:00.154	14 Laps	19	1:52.199	1 Lap	17	1:52.569	2 Laps	11	1:52.548	4 Laps	11	1:53.734	4 Laps
11	1:53.587	4 Laps	99	2:00.923	17 Laps	11	1:54.012	4 Laps	69	2:03.294	28 Laps	75	2:01.533	14 Laps
17	1:51.886	2 Laps	11	1:53.340	4 Laps	60	2:00.558	45 Laps	17	1:51.820	1 Lap	99	2:01.723	17 Laps
24	1:50.319	5 Laps	17	1:51.040	2 Laps	24	1:51.675	5 Laps	44	1:58.657	14 Laps	67	2:00.326	14 Laps
69	2:00.085	28 Laps	24	1:51.921	5 Laps	60	2:01.507	14 Laps	24	1:51.589	4 Laps	19	1:51.717	1 Lap
38	1:53.080	15 Laps	67	2:00.000	14 Laps	99	2:00.970	17 Laps	66	2:00.952	12 Laps	38	1:53.022	15 Laps
83	1:59.757	12 Laps	61	2:03.731	15 Laps	1	1:51.211	2 Laps	1	1:51.674	1 Lap	42	1:55.644	12 Laps
1	1:50.684	2 Laps	1	1:50.568	2 Laps	67	1:59.916	14 Laps	60	1:59.968	44 Laps	61	2:03.974	15 Laps
10	1:50.610	6 Laps	38	2:01.501	15 Laps	10	1:51.153	6 Laps				83	2:00.999	12 Laps
44	2:37.052	14 Laps	10	1:50.745	6 Laps	61	2:04.127	15 Laps	<b>Lap 183</b>			24	1:51.846	4 Laps
42	1:56.650	12 Laps	69	2:00.821	28 Laps	19	3:10.309	1 Lap	46	2:00.919		69	2:04.071	28 Laps
66	2:00.845	12 Laps	83	1:59.871	12 Laps	69	2:01.401	28 Laps	10	1:53.366	6 Laps	1	1:51.551	1 Lap
60	2:01.339	44 Laps	42	1:55.735	12 Laps	83	2:00.146	12 Laps	75	2:02.642	14 Laps	44	2:01.052	14 Laps
75	2:02.576	13 Laps	44	1:58.893	14 Laps	42	1:55.535	12 Laps	11	1:52.548	4 Laps	10	1:53.103	5 Laps
<b>Lap 172</b>			<b>Lap 175</b>			<b>Lap 178</b>			<b>Lap 181</b>			66	2:00.926	12 Laps
46	1:52.369		46	1:51.645		46	1:52.321		46	2:39.215		66	2:00.298	13 Laps
99	2:01.339	17 Laps	66	2:00.908	13 Laps				10	1:53.366	6 Laps	11	1:53.924	4 Laps
19	1:51.032	1 Lap	19	1:52.848	1 Lap				75	2:02.642	14 Laps	60	1:59.901	45 Laps
11	1:54.768	4 Laps	60	2:00.246	45 Laps				11	1:52.548	4 Laps	75	2:02.311	14 Laps
67	2:01.717	14 Laps							99	2:02.617	17 Laps	99	2:01.417	17 Laps
<b>Lap 173</b>			<b>Lap 176</b>			<b>Lap 179</b>			<b>Lap 182</b>			19	1:52.023	1 Lap
46	1:52.340		46	1:52.236		46	1:53.274		46	1:54.011		67	2:00.117	14 Laps
61	2:03.684	15 Laps	60	2:00.074	45 Laps	44	2:01.947	15 Laps	66	2:01.104	13 Laps			
67	1:59.755	14 Laps	75	2:01.116	14 Laps	66	2:00.778	13 Laps	10	1:52.715	6 Laps			
19	1:50.703	1 Lap	99	2:00.629	17 Laps	19	1:52.028	1 Lap	60	2:00.125	45 Laps			
11	1:53.291	4 Laps	19	1:51.352	1 Lap	60	1:59.527	45 Laps	11	1:53.734	4 Laps			
17	3:06.646	2 Laps	11	1:53.925	4 Laps	17	1:52.322	2 Laps	75	2:01.533	14 Laps			
44	3:22.442	14 Laps	17	1:51.862	2 Laps	11	1:54.390	4 Laps	99	2:01.723	17 Laps			
69	2:00.443	28 Laps	67	2:00.197	14 Laps	75	2:01.111	14 Laps	67	2:00.326	14 Laps			
24	1:50.432	5 Laps	61	2:03.852	15 Laps	99	2:00.426	17 Laps	19	1:51.717	1 Lap			
83	2:00.114	12 Laps	24	1:49.933	5 Laps	24	1:51.213	5 Laps	38	1:53.022	15 Laps			
38	1:53.263	15 Laps	38	1:53.453	15 Laps	24	1:51.213	5 Laps	42	1:55.644	12 Laps			
1	1:50.768	2 Laps	1	1:51.215	2 Laps	67	2:00.186	14 Laps	61	2:03.579	15 Laps			
10	1:50.930	6 Laps	69	2:00.276	28 Laps	1	1:50.823	2 Laps	19	1:52.049	1 Lap			
42	1:58.363	12 Laps	10	1:51.216	6 Laps	10	1:52.786	6 Laps	42	1:56.102	12 Laps			
66	2:00.859	12 Laps	83	2:00.091	12 Laps	61	2:04.322	15 Laps	38	1:53.996	15 Laps			
75	2:00.798	13 Laps	44	1:58.962	14 Laps	69	2:00.534	28 Laps	83	2:00.783	12 Laps			
60	1:59.739	44 Laps	66	2:00.837	12 Laps	83	2:00.411	12 Laps	69	2:03.294	28 Laps			
99	2:01.290	16 Laps				38	1:53.168	15 Laps	1	1:52.553	2 Laps			
<b>Lap 174</b>			<b>Lap 177</b>			<b>Lap 180</b>			<b>Lap 183</b>			44	1:59.777	14 Laps
46	1:51.587		46	1:51.775		46	1:52.381		46	2:39.215		46	1:54.011	
19	1:52.835	1 Lap	60	1:59.368	45 Laps	44	1:58.817	15 Laps	10	1:53.366	6 Laps	66	2:01.104	13 Laps
61	2:03.180	15 Laps	75	2:00.922	14 Laps	66	2:00.520	13 Laps	17	2:02.642	14 Laps	10	1:52.715	6 Laps
67	2:00.154	14 Laps	19	1:52.199	1 Lap	17	1:52.569	2 Laps	11	1:52.548	4 Laps	60	2:00.125	45 Laps
11	1:53.587	4 Laps	99	2:00.923	17 Laps	11	1:54.012	4 Laps	69	2:03.294	28 Laps	11	1:53.734	4 Laps
17	1:51.886	2 Laps	11	1:53.340	4 Laps	60	2:00.558	45 Laps	17	1:51.820	1 Lap	75	2:01.533	14 Laps
24	1:50.319	5 Laps	17	1:51.040	2 Laps	24	1:51.675	5 Laps	44	1:58.657	14 Laps	99	2:01.723	17 Laps
69	2:00.085	28 Laps	24</											





**ELMS**  
6 HEURES DU CASTELLET  
Race

Analysis by lap

Lapped

Nr	Lap Time	Gap	Nr	Lap Time	Gap	Nr	Lap Time	Gap	Nr	Lap Time	Gap	Nr	Lap Time	Gap
38	1:52.784	15 Laps	10	2:27.386	6 Laps	66	2:00.850	13 Laps						
42	1:55.901	12 Laps	38	1:54.790	15 Laps	83	2:01.112	13 Laps						
17	1:52.140	1 Lap	75	2:01.699	14 Laps	60	2:00.106	45 Laps						
24	1:52.192	4 Laps	99	2:02.681	17 Laps	38	1:54.741	15 Laps						
61	2:04.273	15 Laps	67	2:00.506	14 Laps	17	1:53.911	1 Lap						
1	1:50.945	1 Lap	17	1:53.012	1 Lap	24	1:54.602	4 Laps						
69	2:04.809	28 Laps	42	1:59.205	12 Laps	75	2:02.914	14 Laps						
44	2:00.397	14 Laps	24	1:52.123	4 Laps	1	1:52.927	1 Lap						
83	2:24.820	12 Laps	1	1:50.433	1 Lap	67	2:23.586	15 Laps						
10	1:52.629	5 Laps	61	2:03.452	15 Laps	69	2:17.981	29 Laps						
11	1:55.051	3 Laps	11	1:55.049	3 Laps	99	2:01.200	17 Laps						
66	2:00.584	12 Laps	44	2:03.070	14 Laps	42	2:03.377	12 Laps						
60	1:59.753	44 Laps	66	2:00.752	12 Laps	11	1:55.538	3 Laps						
75	2:01.610	13 Laps	83	2:00.523	12 Laps	44	1:59.983	14 Laps						
						61	2:05.147	15 Laps						

Lap 184

46	2:31.045	
19	1:52.743	1 Lap
99	2:02.649	17 Laps
67	2:00.562	14 Laps
38	1:54.123	15 Laps
42	1:56.670	12 Laps
17	1:52.712	1 Lap
24	1:51.678	4 Laps
1	1:51.096	1 Lap
61	2:03.474	15 Laps
69	2:06.496	28 Laps
44	2:00.996	14 Laps
10	2:01.803	5 Laps
11	1:54.169	3 Laps
66	2:00.755	12 Laps
83	2:16.308	12 Laps
60	2:00.417	44 Laps

Lap 187

46	1:54.201	
19	1:53.757	1 Lap
60	2:00.425	45 Laps
10	1:52.866	6 Laps
69	2:17.038	29 Laps
38	1:53.527	15 Laps
75	2:01.333	14 Laps
99	2:01.769	17 Laps
17	1:52.898	1 Lap
24	1:52.901	4 Laps
42	1:58.965	12 Laps
1	1:50.518	1 Lap
11	1:55.119	3 Laps
61	2:04.865	15 Laps
44	1:58.959	14 Laps

Lap 188

46	1:52.968	
19	1:55.201	1 Lap
10	1:54.660	6 Laps
66	2:01.300	13 Laps
83	2:01.153	13 Laps
60	2:01.009	45 Laps
67	3:33.577	15 Laps
38	1:54.542	15 Laps
69	2:11.696	29 Laps
17	1:53.474	1 Lap
75	2:02.545	14 Laps
24	1:52.040	4 Laps
99	2:01.312	17 Laps
1	1:51.387	1 Lap
42	2:00.615	12 Laps
11	1:54.621	3 Laps
61	2:06.524	15 Laps
44	1:59.301	14 Laps

Lap 185

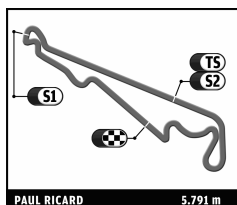
46	1:53.290	
19	1:52.600	1 Lap
75	2:02.203	14 Laps
99	2:01.559	17 Laps
38	1:53.223	15 Laps
67	2:00.148	14 Laps
42	1:57.067	12 Laps
17	1:52.632	1 Lap
24	1:51.878	4 Laps
1	1:50.506	1 Lap
61	2:03.333	15 Laps
44	2:00.897	14 Laps
11	1:53.835	3 Laps
69	2:12.266	28 Laps
66	2:01.000	12 Laps
83	2:00.763	12 Laps
60	2:00.339	44 Laps

Lap 189

46	1:53.381	
19	1:52.870	1 Lap
10	1:53.091	6 Laps

Lap 186

46	1:52.539	
19	1:52.735	1 Lap



# ELMS

## 6 HEURES DU CASTELLET

Race

### Provisional Classification (Hour 1)

Nr.	Team	Drivers	Car	Class	Ty	Laps	Total Time	Gap	Best Lap			
									Lap	Time	Kph	
1	46 Thiriet by Tds Racing	<b>Thiriet / Beche</b>	Oreca 03 - Nissan	LM P2	D	32	<b>1:00'33.621</b>		3	<b>1'49.827</b>	189.8	
2	24 OAK Racing	<b>Kraihamer / Moreau / Nicolet</b>	Morgan - Judd	LM P2	D	32	<b>1:01'02.690</b>	29.069	29.069	3	<b>1'51.232</b>	187.4
3	1 Greaves Motorsport	<b>Brundle / Kimber-Smith / Ordofez</b>	Zytek Z11SN - Nissan	LM P2	D	32	<b>1:01'03.899</b>	30.278	1.209	29	<b>1'50.329</b>	189.0
4	17 Status GP	<b>Stirling / Sims / Buurman</b>	Lola B12/80 Coupe - Judd HK	LM P2	D	32	<b>1:01'13.076</b>	39.455	9.177	3	<b>1'49.942</b>	189.6
5	38 Jota	<b>Hancock / Dolan</b>	Zytek Z11SN - Nissan	LM P2	D	32	<b>1:01'13.853</b>	40.232	0.777	18	<b>1'51.757</b>	186.5
6	19 Sebastien Loeb Racing	<b>Sarrazin / Minassian / Marroc</b>	Oreca 03 - Nissan	LM P2	D	32	<b>1:01'15.633</b>	42.012	1.780	25	<b>1'51.258</b>	187.4
7	10 Pecom Racing	<b>Bruni / Perez Companc / Kaffer</b>	Oreca 03 - Nissan	LM P2	D	32	<b>1:01'16.223</b>	42.602	0.590	30	<b>1'50.240</b>	189.1
8	11 Race Performance	<b>Hirschi / Meichtry / Frey</b>	Oreca 03 - Judd	LM P2	D	32	<b>1:02'13.300</b>	1'39.679	57.077	9	<b>1'52.060</b>	186.0
9	18 Murphy Prototypes	<b>Moro / Firth / Hughes</b>	Oreca 03 - Nissan	LM P2	D	32	<b>1:02'20.607</b>	1'46.986	7.307	18	<b>1'50.738</b>	188.3
10	44 Extreme Limite Aric	<b>Thirion / Rosier</b>	Norma M200P - Judd	LM P2	D	32	<b>1:02'24.195</b>	1'50.574	3.588	4	<b>1'53.440</b>	183.8
11	42 Curtis Racing Technologies	<b>Kapadia / Keen / Hartshorne</b>	Formula Le Mans - Oreca - 09	LM PC	M	31	<b>1:01'17.057</b>	1 Laps	1 Laps	22	<b>1'54.675</b>	181.8
12	83 JMB Racing	<b>Melo / Frezza</b>	Ferrari 458 Italia	LM GTE Pro	M	31	<b>1:02'17.265</b>	1 Laps	1'00.208	10	<b>1'59.677</b>	174.2
13	75 Prospeed Competition	<b>Goossens / Soulet</b>	Porsche 911 RSR (997)	LM GTE Am	M	30	<b>1:00'28.846</b>	2 Laps	1 Laps	7	<b>1'59.749</b>	174.1
14	66 JMW Motorsport	<b>Walker / Cocker</b>	Ferrari 458 Italia	LM GTE Pro	D	30	<b>1:00'37.668</b>	2 Laps	8.822	6	<b>2'00.248</b>	173.4
15	40 Boutsen Ginion Racing	<b>Merlin / Vignali / Dagoneau</b>	Formula Le Mans - Oreca - 09	LM PC	M	30	<b>1:00'37.839</b>	2 Laps	0.171	17	<b>1'57.536</b>	177.4
16	69 Gulf Racing	<b>Goethe / Hall</b>	Aston Martin Vantage	LM GTE Am	D	30	<b>1:00'58.661</b>	2 Laps	20.822	6	<b>2'00.648</b>	172.8
17	60 AF Corse	<b>Cioci / Griffin / Perazzini</b>	Ferrari 458 Italia	LM GTE Am	M	30	<b>1:01'10.687</b>	2 Laps	12.026	6	<b>2'00.919</b>	172.4
18	61 Kessel Racing	<b>Peter / Broniszewski</b>	Ferrari 458 Italia	LM GTE Pro	D	30	<b>1:02'01.842</b>	2 Laps	51.155	8	<b>2'02.730</b>	169.9
19	67 Imsa Performance Matmut	<b>Armando / Narac / Pons</b>	Porsche 911 RSR (997)	LM GTE Am	M	30	<b>1:02'03.066</b>	2 Laps	1.224	5	<b>1'59.868</b>	173.9
20	99 JMB Racing	<b>Ferte / Illiano</b>	Ferrari 458 Italia	LM GTE Am	M	29	<b>58'59.038</b>	3 Laps	1 Laps	20	<b>2'00.540</b>	173.0
21	45 Boutsen Ginion Racing	<b>Buemi / Brière / Clarke</b>	Oreca 03 - Nissan	LM P2	D	27	<b>56'12.210</b>	5 Laps	2 Laps	21	<b>1'50.877</b>	188.0

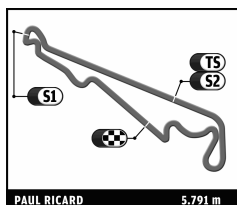
Published at: .....

Track Temp: 20,00 °C

Air Temp: 16,11 °C

Race Director:	Timekeeper:
----------------	-------------





# ELMS

## 6 HEURES DU CASTELLET

Race

### Provisional Classification by Class (After Hour 1)

Nr.	Team	Drivers	Car	Class	Ty	Laps	Total Time	Gap		Best Lap			
								Lap	Time	Kph			
<b>LM P2</b>										Fastest Lap by Beche Mathias: 1'49.827 (Lap 3, 189,8 Kph)			
1	46	Thiriet by Tds Racing	Thiriet / Beche	Oreca 03 - Nissan	LM P2	D	32	<b>1:00'33.621</b>			3	<b>1'49.827</b>	189.8
2	24	OAK Racing	Kraihamer / Moreau / Nicolet	Morgan - Judd	LM P2	D	32	<b>1:01'02.690</b>	29.069	29.069	3	<b>1'51.232</b>	187.4
3	1	Greaves Motorsport	Brundle / Kimber-Smith / Ordoñez	Zytek Z11SN - Nissan	LM P2	D	32	<b>1:01'03.899</b>	30.278	1.209	29	<b>1'50.329</b>	189.0
4	17	Status GP	Stirling / Sims / Buurman	Lola B12/80 Coupe - Judd HK	LM P2	D	32	<b>1:01'13.076</b>	39.455	9.177	3	<b>1'49.942</b>	189.6
5	38	Jota	Hancock / Dolan	Zytek Z11SN - Nissan	LM P2	D	32	<b>1:01'13.853</b>	40.232	0.777	18	<b>1'51.757</b>	186.5
6	19	Sebastien Loeb Racing	Sarrazin / Minassian / Marroc	Oreca 03 - Nissan	LM P2	D	32	<b>1:01'15.633</b>	42.012	1.780	25	<b>1'51.258</b>	187.4
7	10	Pecom Racing	Bruni / Perez Companc / Kaffer	Oreca 03 - Nissan	LM P2	D	32	<b>1:01'16.223</b>	42.602	0.590	30	<b>1'50.240</b>	189.1
8	11	Race Performance	Hirschi / Meichtry / Frey	Oreca 03 - Judd	LM P2	D	32	<b>1:02'13.300</b>	1'39.679	57.077	9	<b>1'52.060</b>	186.0
9	18	Murphy Prototypes	Moro / Firth / Hughes	Oreca 03 - Nissan	LM P2	D	32	<b>1:02'20.607</b>	1'46.986	7.307	18	<b>1'50.738</b>	188.3
10	44	Extreme Limite Aric	Thirion / Rosier	Norma M200P - Judd	LM P2	D	32	<b>1:02'24.195</b>	1'50.574	3.588	4	<b>1'53.440</b>	183.8
11	45	Boutsen Ginion Racing	Buemi / Brière / Clarke	Oreca 03 - Nissan	LM P2	D	27	<b>56'12.210</b>	5 Laps	5 Laps	21	<b>1'50.877</b>	188.0
<b>LM GTE Pro</b>										Fastest Lap by Melo Jaime: 1'59.677 (Lap 10, 174,2 Kph)			
1	83	JMB Racing	Melo / Frezza	Ferrari 458 Italia	LM GTE Pro	M	31	<b>1:02'17.265</b>			10	<b>1'59.677</b>	174.2
2	66	JMW Motorsport	Walker / Cocker	Ferrari 458 Italia	LM GTE Pro	D	30	<b>1:00'37.668</b>	1 Laps	1 Laps	6	<b>2'00.248</b>	173.4
3	61	Kessel Racing	Peter / Broniszewski	Ferrari 458 Italia	LM GTE Pro	D	30	<b>1:02'01.842</b>	1 Laps	1'24.174	8	<b>2'02.730</b>	169.9
<b>LM GTE Am</b>										Fastest Lap by Goossens Marc: 1'59.749 (Lap 7, 174,1 Kph)			
1	75	Prospeed Competition	Goossens / Soulet	Porsche 911 RSR (997)	LM GTE Am	M	30	<b>1:00'28.846</b>			7	<b>1'59.749</b>	174.1
2	69	Gulf Racing	Goethe / Hall	Aston Martin Vantage	LM GTE Am	D	30	<b>1:00'58.661</b>	29.815	29.815	6	<b>2'00.648</b>	172.8
3	60	AF Corse	Cioci / Griffin / Perazzini	Ferrari 458 Italia	LM GTE Am	M	30	<b>1:01'10.687</b>	41.841	12.026	6	<b>2'00.919</b>	172.4
4	67	Imsa Performance Matmut	Armino / Narac / Pons	Porsche 911 RSR (997)	LM GTE Am	M	30	<b>1:02'03.066</b>	1'34.220	52.379	5	<b>1'59.868</b>	173.9
5	99	JMB Racing	Ferte / Illiano	Ferrari 458 Italia	LM GTE Am	M	29	<b>58'59.038</b>	1 Laps	1 Laps	20	<b>2'00.540</b>	173.0
<b>LM PC</b>										Fastest Lap by Keen Phil: 1'54.675 (Lap 22, 181,8 Kph)			
1	42	Curtis Racing Technologies	Kapadia / Keen / Hartshorne	Formula Le Mans - Oreca - 09	LM PC	M	31	<b>1:01'17.057</b>			22	<b>1'54.675</b>	181.8
2	40	Boutsen Ginion Racing	Merlin / Vignali / Dagoneau	Formula Le Mans - Oreca - 09	LM PC	M	30	<b>1:00'37.839</b>	1 Laps	1 Laps	17	<b>1'57.536</b>	177.4

Published at: .....

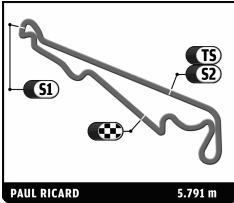
Track Temp: 20,00 °C

Air Temp: 16,11 °C

Race Director:

Timekeeper:

**Amended**



**ELMS**  
**6 HEURES DU CASTELLET**  
 Race (360')

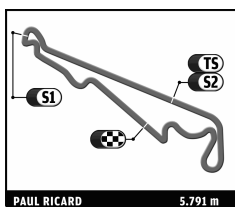
Starting Grid

			- 11 -	44	Extreme Limite Aric	Fabien Rosier
Bastien Brière	Boutsen Ginion Racing	45	- 10 -	99	JMB Racing	Alain Ferte
1:59.082						2:00.182
Michael Broniszewski	Kessel Racing	61	- 9 -	60	AF Corse	Marco Cioci
1:58.532						1:58.803
Stuart Hall	Gulf Racing	69	- 8 -	66	JMW Motorsport	James Walker
1:58.428						1:58.517
Nicolas Armindo	Imsa Performance Matmut	67	- 7 -	75	Prospeed Competition	Marc Goossens
1:57.630						1:58.388
Jaime Melo	JMB Racing	83	- 6 -	42	Curtis Racing Technologies	Phil Keen
1:55.338						1:55.410
Massimo Vignali	Boutsen Ginion Racing	40	- 5 -	11	Race Performance	Michel Frey
1:49.687						1:50.193
Sam Hancock	Jota	38	- 4 -	19	Sebastien Loeb Racing	Nicolas Minassian
1:49.122						1:49.157
Warren Hughes	Murphy Prototypes	18	- 3 -	10	Pecom Racing	Pierre Kaffer
1:48.977						1:49.068
Dominik Kraihamer	OAK Racing	24	- 2 -	1	Greaves Motorsport	Tom Kimber-Smith
1:48.482						1:48.882
Yelmer Buurman	Status GP	17	- 1 -	46	Thiriet by Tds Racing	Mathias Beche
						1:48.171



**N° 44 AND 45 UNDER STEWARDS CONDITIONS**

Stewards:	Timekeeper:
-----------	-------------



# ELMS

## 6 HEURES DU CASTELLET

Warm Up

### Provisional Classification

Nr.	Team	Drivers	Car	Cl	Ty	Time	Lap	Total	Gap	Kph
1	1 Greaves Motorsport	L. Ordoñez / T. Kimber-Smith / A. Brundle	Zytek Z11SN - Nissan	LM P2	D	<b>1:50.192</b>	9	10	-	<b>189.2</b>
2	24 OAK Racing	J. Nicolet / G. Moreau / D. Kraïhamer	Morgan - Judd	LM P2	D	<b>1:50.434</b>	9	10	+0.242	<b>188.8</b>
3	19 Sebastien Loeb Racing	N. Maroc / N. Minassian / S. Sarrazin	Oreca 03 - Nissan	LM P2	D	<b>1:51.111</b>	8	10	+0.919	<b>187.6</b>
4	10 Pecom Racing	L. Perez Companc / G. Bruni / P. Kaffer	Oreca 03 - Nissan	LM P2	D	<b>1:51.398</b>	3	9	+1.206	<b>187.1</b>
5	46 Thiriet by Tds Racing	M. Beche / P. Thiriet	Oreca 03 - Nissan	LM P2	D	<b>1:51.582</b>	9	10	+1.390	<b>186.8</b>
6	38 Jota	S. Dolan / S. Hancock	Zytek Z11SN - Nissan	LM P2	D	<b>1:51.831</b>	2	8	+1.639	<b>186.4</b>
7	45 Boutsen Ginion Racing	J. Clarke / B. Brière / S. Buemi	Oreca 03 - Nissan	LM P2	D	<b>1:51.858</b>	5	9	+1.666	<b>186.4</b>
8	18 Murphy Prototypes	J. Firth / W. Hughes / L. Moro	Oreca 03 - Nissan	LM P2	D	<b>1:53.300</b>	6	9	+3.108	<b>184.0</b>
9	17 Status GP	Y. Buurman / A. Sims / D. Stirling	Lola B12/80 Coupe - Judd HK	LM P2	D	<b>1:53.680</b>	6	8	+3.488	<b>183.4</b>
10	11 Race Performance	M. Frey / R. Meichtry / J. Hirschi	Oreca 03 - Judd	LM P2	D	<b>1:56.220</b>	5	7	+6.028	<b>179.4</b>
11	42 Curtis Racing Technologies	J. Hartshorne / P. Keen / A. Kapadia	Formula Le Mans - Oreca - 09	LM PC	M	<b>1:58.536</b>	6	6	+8.344	<b>175.9</b>
12	44 Extreme Limite Aric	F. Rosier / P. Thirion	Norma M200P - Judd	LM P2	D	<b>1:59.342</b>	8	8	+9.150	<b>174.7</b>
13	40 Boutsen Ginion Racing	T. Dagoneau / M. Vignali / J. Merlin	Formula Le Mans - Oreca - 09	LM PC	M	<b>2:00.079</b>	5	7	+9.887	<b>173.6</b>
14	67 Imsa Performance Matmut	N. Armindo / R. Narac / A. Pons	Porsche 911 RSR (997)	LM GTE Am	M	<b>2:00.337</b>	4	8	+10.145	<b>173.2</b>
15	75 Prospeed Competition	M. Goossens / M. Soulet	Porsche 911 RSR (997)	LM GTE Am	M	<b>2:00.531</b>	7	7	+10.339	<b>173.0</b>
16	61 Kessel Racing	M. Broniszewski / P. Peter	Ferrari 458 Italia	LM GTE Pro	D	<b>2:00.674</b>	8	9	+10.482	<b>172.8</b>
17	66 JMW Motorsport	J. Walker / J. Cocker	Ferrari 458 Italia	LM GTE Pro	D	<b>2:01.402</b>	3	8	+11.210	<b>171.7</b>
18	99 JMB Racing	A. Ferte / P. Illiano	Ferrari 458 Italia	LM GTE Am	M	<b>2:01.537</b>	9	9	+11.345	<b>171.5</b>
19	60 AF Corse	M. Cioci / M. Griffin / P. Perazzini	Ferrari 458 Italia	LM GTE Am	M	<b>2:02.033</b>	9	9	+11.841	<b>170.8</b>
20	83 JMB Racing	J. Melo / M. Frezza	Ferrari 458 Italia	LM GTE Pro	M	<b>2:02.491</b>	4	7	+12.299	<b>170.2</b>
21	69 Gulf Racing	R. Goethe / S. Hall	Aston Martin Vantage	LM GTE Am	D	<b>2:09.334</b>	6	6	+19.142	<b>161.2</b>

<b>Fastest Lap</b>	Lap 9	Lucas Ordoñez	<b>1:50.192</b>	189.2 Kph
--------------------	-------	---------------	-----------------	-----------

Published at: .....

Track Temp: **10,56 °C**

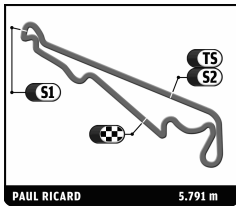
Air Temp: **10,28 °C**

Track Status:

**DRY**

Race Director:

Timekeeper:



**ELMS**  
**6 HEURES DU CASTELLET**  
 Warm Up  
 Provisional Classification by Class

Nr.	Team	Drivers	Car	Ty	Time	Lap	Total	Gap	Kph
<b>LM P2</b>									
1	1 Greaves Motorsport	L. Ordóñez / T. Kimber-Smith / A. Brundle	Zytek Z11SN - Nissan	D	<b>1:50.192</b>	9	10		<b>189.2</b>
2	24 OAK Racing	J. Nicolet / G. Moreau / D. Kraihamer	Morgan - Judd	D	<b>1:50.434</b>	9	10	+0.242	<b>188.8</b>
3	19 Sebastien Loeb Racing	N. Marroc / N. Minassian / S. Sarrazin	Oreca 03 - Nissan	D	<b>1:51.111</b>	8	10	+0.919	<b>187.6</b>
4	10 Pecom Racing	L. Perez Companc / G. Bruni / P. Kaffer	Oreca 03 - Nissan	D	<b>1:51.398</b>	3	9	+1.206	<b>187.1</b>
5	46 Thiriet by Tds Racing	M. Beche / P. Thiriet	Oreca 03 - Nissan	D	<b>1:51.582</b>	9	10	+1.390	<b>186.8</b>
6	38 Jota	S. Dolan / S. Hancock	Zytek Z11SN - Nissan	D	<b>1:51.831</b>	2	8	+1.639	<b>186.4</b>
7	45 Boutsen Ginion Racing	J. Clarke / B. Brière / S. Buemi	Oreca 03 - Nissan	D	<b>1:51.858</b>	5	9	+1.666	<b>186.4</b>
8	18 Murphy Prototypes	J. Firth / W. Hughes / L. Moro	Oreca 03 - Nissan	D	<b>1:53.300</b>	6	9	+3.108	<b>184.0</b>
9	17 Status GP	Y. Buurman / A. Sims / D. Stirling	Lola B12/80 Coupe - Judd HK	D	<b>1:53.680</b>	6	8	+3.488	<b>183.4</b>
10	11 Race Performance	M. Frey / R. Meichtry / J. Hirschi	Oreca 03 - Judd	D	<b>1:56.220</b>	5	7	+6.028	<b>179.4</b>
11	44 Extreme Limite Aric	F. Rosier / P. Thirion	Norma M200P - Judd	D	<b>1:59.342</b>	8	8	+9.150	<b>174.7</b>
<b>LM GTE Pro</b>									
1	61 Kessel Racing	M. Broniszewski / P. Peter	Ferrari 458 Italia	D	<b>2:00.674</b>	8	9		<b>172.8</b>
2	66 JMW Motorsport	J. Walker / J. Cocker	Ferrari 458 Italia	D	<b>2:01.402</b>	3	8	+0.728	<b>171.7</b>
3	83 JMB Racing	J. Melo / M. Frezza	Ferrari 458 Italia	M	<b>2:02.491</b>	4	7	+1.817	<b>170.2</b>
<b>LM GTE Am</b>									
1	67 Imsa Performance Matmut	N. Armindo / R. Narac / A. Pons	Porsche 911 RSR (997)	M	<b>2:00.337</b>	4	8		<b>173.2</b>
2	75 Prospeed Competition	M. Goossens / M. Soulet	Porsche 911 RSR (997)	M	<b>2:00.531</b>	7	7	+0.194	<b>173.0</b>
3	99 JMB Racing	A. Ferte / P. Illiano	Ferrari 458 Italia	M	<b>2:01.537</b>	9	9	+1.200	<b>171.5</b>
4	60 AF Corse	M. Cioci / M. Griffin / P. Perazzini	Ferrari 458 Italia	M	<b>2:02.033</b>	9	9	+1.696	<b>170.8</b>
5	69 Gulf Racing	R. Goethe / S. Hall	Aston Martin Vantage	D	<b>2:09.334</b>	6	6	+8.997	<b>161.2</b>
<b>LM PC</b>									
1	42 Curtis Racing Technologies	J. Hartshorne / P. Keen / A. Kapadia	Formula Le Mans - Oreca - 09	M	<b>1:58.536</b>	6	6		<b>175.9</b>
2	40 Boutsen Ginion Racing	T. Dagoneau / M. Vignali / J. Merlin	Formula Le Mans - Oreca - 09	M	<b>2:00.079</b>	5	7	+1.543	<b>173.6</b>

Published at: .....

Track Temp: **10,56 °C**

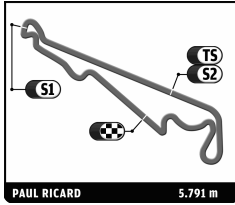
Air Temp: **10,28 °C**

Track Status:

**DRY**

Race Director:

Timekeeper:



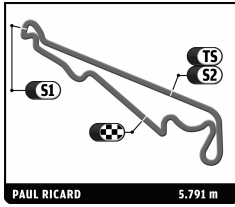
## ELMS

### 6 HEURES DU CASTELLET

After Warm Up

### Provisional Classification by Driver Fastest Lap

Nr	Team	Car	Class	Driver	Session 1		Session 2		Session 3		Session 4		Time	Gap	Kph	
					Time	Laps	Time	Laps	Time	Laps	Time	Laps				
1	46	Thiriet by Tds Racing	Oreca 03 - Nissan	LM P2	Mathias Beche	1:49.810	12	1:49.329	20	1:48.171	6	1:51.582	4	1:48.171	192.7	
2	17	Status GP	Lola B12/80 Coupe - Judd HK	LM P2	Yelmer Buurman	1:55.958	4	1:49.634	12	1:48.482	8			1:48.482	0.311	192.2
3	18	Murphy Prototypes	Oreca 03 - Nissan	LM P2	Warren Hughes	1:48.650	17	1:50.195	7	1:49.122	5			1:48.650	0.479	191.9
4	17	Status GP	Lola B12/80 Coupe - Judd HK	LM P2	Alexander Sims	1:50.071	15	1:48.740	12					1:48.740	0.569	191.7
5	1	Greaves Motorsport	Zytek Z11SN - Nissan	LM P2	Alex Brundle			1:48.741	17			1:50.802	6	1:48.741	0.570	191.7
6	1	Greaves Motorsport	Zytek Z11SN - Nissan	LM P2	Tom Kimber-Smith	1:49.052	16			1:48.882	6			1:48.882	0.711	191.5
7	24	OAK Racing	Morgan - Judd	LM P2	Guillaume Moreau	1:49.531	19			1:48.977	5			1:48.977	0.806	191.3
8	10	Pecom Racing	Oreca 03 - Nissan	LM P2	Pierre Kaffer	1:49.606	10	1:49.697	13	1:49.068	6	1:51.398	4	1:49.068	0.897	191.1
9	19	Sebastien Loeb Racing	Oreca 03 - Nissan	LM P2	Stéphane Sarrazin	1:50.886	10	1:49.716	11	1:49.157	6			1:49.157	0.986	191.0
10	24	OAK Racing	Morgan - Judd	LM P2	Dominik Kraihamer			1:49.301	26			1:50.434	10	1:49.301	1.130	190.7
11	38	Jota	Zytek Z11SN - Nissan	LM P2	Sam Hancock	1:55.494	6	1:52.325	15	1:49.687	5	1:51.831	3	1:49.687	1.516	190.1
12	1	Greaves Motorsport	Zytek Z11SN - Nissan	LM P2	Lucas Ordofez		1	1:50.078	23			1:50.192	4	1:50.078	1.907	189.4
13	11	Race Performance	Oreca 03 - Judd	LM P2	Jonathan Hirschi	1:50.160	18	1:51.618	7				1	1:50.160	1.989	189.2
14	11	Race Performance	Oreca 03 - Judd	LM P2	Michel Frey	1:53.651	4	1:51.125	9	1:50.193	5	2:01.028	3	1:50.193	2.022	189.2
15	19	Sebastien Loeb Racing	Oreca 03 - Nissan	LM P2	Nicolas Minassian	1:50.488	10	1:51.170	10			1:51.111	10	1:50.488	2.317	188.7
16	46	Thiriet by Tds Racing	Oreca 03 - Nissan	LM P2	Pierre Thiriet	1:50.598	14	1:51.316	19			1:52.173	6	1:50.598	2.427	188.5
17	45	Boutsen Ginion Racing	Oreca 03 - Nissan	LM P2	Jack Clarke	1:50.718	18							1:50.718	2.547	188.3
18	38	Jota	Zytek Z11SN - Nissan	LM P2	Simon Dolan	1:53.129	15	1:50.927	19			1:54.403	5	1:50.927	2.756	187.9
19	10	Pecom Racing	Oreca 03 - Nissan	LM P2	Gianmaria Bruni	1:52.054	11	1:51.049	15			1:54.046	2	1:51.049	2.878	187.7
20	19	Sebastien Loeb Racing	Oreca 03 - Nissan	LM P2	Nicolas Marroc	1:52.586	6	1:51.454	15					1:51.454	3.283	187.1
21	24	OAK Racing	Morgan - Judd	LM P2	Jacques Nicolet	1:51.663	12	1:52.660	13					1:51.663	3.492	186.7
22	18	Murphy Prototypes	Oreca 03 - Nissan	LM P2	Jody Firth	1:52.093	5	1:51.786	11					1:51.786	3.615	186.5
23	45	Boutsen Ginion Racing	Oreca 03 - Nissan	LM P2	Sébastien Buemi							1:51.858	6	1:51.858	3.687	186.4
24	11	Race Performance	Oreca 03 - Judd	LM P2	Ralph Meichtry			1:51.879	15			1:56.220	3	1:51.879	3.708	186.3
25	10	Pecom Racing	Oreca 03 - Nissan	LM P2	Luis Perez Companc	1:53.668	6	1:52.055	14			1:52.107	3	1:52.055	3.884	186.0
26	18	Murphy Prototypes	Oreca 03 - Nissan	LM P2	Luca Moro	1:53.495	7	1:53.477	16			1:53.300	9	1:53.300	5.129	184.0
27	17	Status GP	Lola B12/80 Coupe - Judd HK	LM P2	Dean Stirling	1:57.814	6	1:54.407	13			1:53.680	8	1:53.680	5.509	183.4
28	44	Extreme Limite Aric	Norma M200P - Judd	LM P2	Fabien Rosier	1:54.181	11	1:53.922	4			1:59.342	3	1:53.922	5.751	183.0
29	45	Boutsen Ginion Racing	Oreca 03 - Nissan	LM P2	Bastien Brière							1:54.753	3	1:54.753	6.582	181.7
30	40	Boutsen Ginion Racing	Formula Le Mans - Oreca - 09	LM PC	Massimo Vignali	1:56.173	12	1:57.151	14	1:55.338	8			1:55.338	7.167	180.8
31	42	Curtis Racing Technologies	Formula Le Mans - Oreca - 09	LM PC	Phil Keen			1:57.614	3	1:55.410	4	1:58.536	6	1:55.410	7.239	180.6
32	44	Extreme Limite Aric	Norma M200P - Judd	LM P2	Philippe Thirion	1:56.582	12	1:57.995	16			2:03.078	5	1:56.582	8.411	178.8
33	83	JMB Racing	Ferrari 458 Italia	LM GTE Pro	Jaime Melo	1:59.915	14	1:58.169	3	1:57.630	4	2:02.491	5	1:57.630	9.459	177.2
34	42	Curtis Racing Technologies	Formula Le Mans - Oreca - 09	LM PC	Alex Kapadia	1:58.085	13		5					1:58.085	9.914	176.5
35	75	Prospeed Competition	Porsche 911 RSR (997)	LM GTE Am	Marc Goossens	2:00.506	15	1:59.192	17	1:58.388	3			1:58.388	10.217	176.1
36	67	Imsa Performance Matmut	Porsche 911 RSR (997)	LM GTE Am	Nicolas Armindo	2:00.914	7	1:58.995	12	1:58.428	4	2:00.337	6	1:58.428	10.257	176.0
37	66	JMW Motorsport	Ferrari 458 Italia	LM GTE Pro	James Walker	1:59.168	12	1:58.449	27	1:58.517	5	2:01.402	4	1:58.449	10.278	176.0
38	69	Gulf Racing	Aston Martin Vantage	LM GTE Am	Stuart Hall	1:59.968	17	1:58.797	17	1:58.532	6			1:58.532	10.361	175.9
39	83	JMB Racing	Ferrari 458 Italia	LM GTE Pro	Marco Frezza	2:00.392	9	1:58.544	26				2	1:58.544	10.373	175.9
40	40	Boutsen Ginion Racing	Formula Le Mans - Oreca - 09	LM PC	Jean Marc Merlin	2:00.123	5	1:58.801	23					1:58.801	10.630	175.5
41	60	AF Corse	Ferrari 458 Italia	LM GTE Am	Marco Cioci	2:00.124	15	1:59.746	11	1:58.803	7			1:58.803	10.632	175.5
42	61	Kessel Racing	Ferrari 458 Italia	LM GTE Pro	Philipp Peter	1:59.934	10	1:59.273	16	1:59.082	8	2:00.674	9	1:59.082	10.911	175.1
43	67	Imsa Performance Matmut	Porsche 911 RSR (997)	LM GTE Am	Raymond Narac	1:59.921	14	2:00.292	7					1:59.921	11.750	173.8
44	40	Boutsen Ginion Racing	Formula Le Mans - Oreca - 09	LM PC	Thomas Dagoneau	2:01.044	11					2:00.079	7	2:00.079	11.908	173.6
45	99	JMB Racing	Ferrari 458 Italia	LM GTE Am	Alain Ferte	2:02.872	16	2:00.853	13	2:00.182	3	2:01.537	9	2:00.182	12.011	173.5
46	75	Prospeed Competition	Porsche 911 RSR (997)	LM GTE Am	Maxime Soulet	2:00.831	13	2:01.157	19					2:00.531	12.360	173.0
47	66	JMW Motorsport	Ferrari 458 Italia	LM GTE Pro	Jonathan Cocker	2:02.026	10	2:00.572	10			2:02.104	4	2:00.572	12.401	172.9
48	60	AF Corse	Ferrari 458 Italia	LM GTE Am	Piergiuseppe Perazzini	2:01.151	18	2:02.644	14			2:02.754	7	2:01.151	12.980	172.1
49	67	Imsa Performance Matmut	Porsche 911 RSR (997)	LM GTE Am	Anthony Pons	2:01.329	12	2:02.849	20			2:02.226	2	2:01.329	13.158	171.8
50	60	AF Corse	Ferrari 458 Italia	LM GTE Am	Matt Griffin			2:01.651	11			2:02.033	2	2:01.651	13.480	171.4
51	61	Kessel Racing	Ferrari 458 Italia	LM GTE Pro	Michael Broniszewski	2:03.074	8	2:01.755	23					2:01.755	13.584	171.2
52	99	JMB Racing	Ferrari 458 Italia	LM GTE Am	Philipp Illiano	2:05.002	11	2:03.577	14					2:03.577	15.406	168.7
53	42	Curtis Racing Technologies	Formula Le Mans - Oreca - 09	LM PC	John Hartshorne	2:04.369	5		1					2:04.369	16.198	167.6
54	69	Gulf Racing	Aston Martin Vantage	LM GTE Am	Ronald Goethe	2:06.881	12	2:05.887	14			2:09.334	6	2:05.887	17.716	165.6



**ELMS**  
**6 HEURES DU CASTELLET**  
 After Warm Up

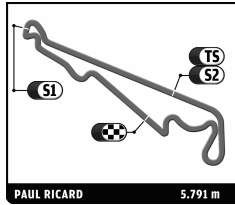
Provisional Classification by Driver Fastest Lap

Nr	Team	Car	Class	Driver	Session 1		Session 2		Session 3		Session 4		Time	Gap	Kph
					Time	Laps	Time	Laps	Time	Laps	Time	Laps			

Published at: .....

<b>Race Director:</b>	<b>Timekeeper:</b>
-----------------------	--------------------





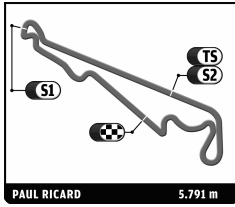
## ELMS

### 6 HEURES DU CASTELLET

After Warm Up

### Provisional Classification by Driver And Class Fastest Lap

Nr	Team	Car	Class	Driver	Time	Laps	Gap	Kph	Session
<b>LM P2</b>									
1	46 Thiriet by Tds Racing	Oreca 03 - Nissan	LM P2	Mathias Beche	1:48.171	42		192.7	Qualifying Practice
2	17 Status GP	Lola B12/80 Coupe - Judd HK	LM P2	Yelmer Buurman	1:48.482	24	0.311	192.2	Qualifying Practice
3	18 Murphy Prototypes	Oreca 03 - Nissan	LM P2	Warren Hughes	1:48.650	29	0.479	191.9	Free Practice 1
4	17 Status GP	Lola B12/80 Coupe - Judd HK	LM P2	Alexander Sims	1:48.740	27	0.569	191.7	Free Practice 2
5	1 Greaves Motorsport	Zytek Z11SN - Nissan	LM P2	Alex Brundle	1:48.741	23	0.570	191.7	Free Practice 2
6	1 Greaves Motorsport	Zytek Z11SN - Nissan	LM P2	Tom Kimber-Smith	1:48.882	22	0.711	191.5	Qualifying Practice
7	24 OAK Racing	Morgan - Judd	LM P2	Guillaume Moreau	1:48.977	24	0.806	191.3	Qualifying Practice
8	10 Pecom Racing	Oreca 03 - Nissan	LM P2	Pierre Kaffer	1:49.068	33	0.897	191.1	Qualifying Practice
9	19 Sebastien Loeb Racing	Oreca 03 - Nissan	LM P2	Stéphane Sarrazin	1:49.157	27	0.986	191.0	Qualifying Practice
10	24 OAK Racing	Morgan - Judd	LM P2	Dominik Kraihamer	1:49.301	36	1.130	190.7	Free Practice 2
11	38 Jota	Zytek Z11SN - Nissan	LM P2	Sam Hancock	1:49.687	29	1.516	190.1	Qualifying Practice
12	1 Greaves Motorsport	Zytek Z11SN - Nissan	LM P2	Lucas Ordoñez	1:50.078	28	1.907	189.4	Free Practice 2
13	11 Race Performance	Oreca 03 - Judd	LM P2	Jonathan Hirschi	1:50.160	26	1.989	189.2	Free Practice 1
14	11 Race Performance	Oreca 03 - Judd	LM P2	Michel Frey	1:50.193	21	2.022	189.2	Qualifying Practice
15	19 Sebastien Loeb Racing	Oreca 03 - Nissan	LM P2	Nicolas Minassian	1:50.488	30	2.317	188.7	Free Practice 1
16	46 Thiriet by Tds Racing	Oreca 03 - Nissan	LM P2	Pierre Thiriet	1:50.598	39	2.427	188.5	Free Practice 1
17	45 Boutsen Ginion Racing	Oreca 03 - Nissan	LM P2	Jack Clarke	1:50.718	18	2.547	188.3	Free Practice 1
18	38 Jota	Zytek Z11SN - Nissan	LM P2	Simon Dolan	1:50.927	39	2.756	187.9	Free Practice 2
19	10 Pecom Racing	Oreca 03 - Nissan	LM P2	Gianmaria Bruni	1:51.049	28	2.878	187.7	Free Practice 2
20	19 Sebastien Loeb Racing	Oreca 03 - Nissan	LM P2	Nicolas Marroc	1:51.454	21	3.283	187.1	Free Practice 2
21	24 OAK Racing	Morgan - Judd	LM P2	Jacques Nicolet	1:51.663	25	3.492	186.7	Free Practice 1
22	18 Murphy Prototypes	Oreca 03 - Nissan	LM P2	Jody Firth	1:51.786	16	3.615	186.5	Free Practice 2
23	45 Boutsen Ginion Racing	Oreca 03 - Nissan	LM P2	Sébastien Buemi	1:51.858	6	3.687	186.4	Warm Up
24	11 Race Performance	Oreca 03 - Judd	LM P2	Ralph Meichtry	1:51.879	18	3.708	186.3	Free Practice 2
25	10 Pecom Racing	Oreca 03 - Nissan	LM P2	Luis Perez Companc	1:52.055	23	3.884	186.0	Free Practice 2
26	18 Murphy Prototypes	Oreca 03 - Nissan	LM P2	Luca Moro	1:53.300	32	5.129	184.0	Warm Up
27	17 Status GP	Lola B12/80 Coupe - Judd HK	LM P2	Dean Stirling	1:53.680	27	5.509	183.4	Warm Up
28	44 Extreme Limite Aric	Norma M200P - Judd	LM P2	Fabien Rosier	1:53.922	18	5.751	183.0	Free Practice 2
29	45 Boutsen Ginion Racing	Oreca 03 - Nissan	LM P2	Bastien Brière	1:54.753	3	6.582	181.7	Warm Up
30	44 Extreme Limite Aric	Norma M200P - Judd	LM P2	Philippe Thirion	1:56.582	33	8.411	178.8	Free Practice 1
<b>LM GTE Pro</b>									
1	83 JMB Racing	Ferrari 458 Italia	LM GTE Pro	Jaime Melo	1:57.630	26		177.2	Qualifying Practice
2	66 JMW Motorsport	Ferrari 458 Italia	LM GTE Pro	James Walker	1:58.449	48	0.819	176.0	Free Practice 2
3	83 JMB Racing	Ferrari 458 Italia	LM GTE Pro	Marco Frezza	1:58.544	37	0.914	175.9	Free Practice 2
4	61 Kessel Racing	Ferrari 458 Italia	LM GTE Pro	Philipp Peter	1:59.082	43	1.452	175.1	Qualifying Practice
5	66 JMW Motorsport	Ferrari 458 Italia	LM GTE Pro	Jonathan Cocker	2:00.572	24	2.942	172.9	Free Practice 2
6	61 Kessel Racing	Ferrari 458 Italia	LM GTE Pro	Michael Broniszewski	2:01.755	31	4.125	171.2	Free Practice 2
<b>LM GTE Am</b>									
1	75 Prospeed Competition	Porsche 911 RSR (997)	LM GTE Am	Marc Goossens	1:58.388	35		176.1	Qualifying Practice
2	67 Imsa Performance Matmut	Porsche 911 RSR (997)	LM GTE Am	Nicolas Armindo	1:58.428	29	0.040	176.0	Qualifying Practice
3	69 Gulf Racing	Aston Martin Vantage	LM GTE Am	Stuart Hall	1:58.532	40	0.144	175.9	Qualifying Practice
4	60 AF Corse	Ferrari 458 Italia	LM GTE Am	Marco Cioci	1:58.803	33	0.415	175.5	Qualifying Practice
5	67 Imsa Performance Matmut	Porsche 911 RSR (997)	LM GTE Am	Raymond Narac	1:59.921	21	1.533	173.8	Free Practice 1
6	99 JMB Racing	Ferrari 458 Italia	LM GTE Am	Alain Ferte	2:00.182	41	1.794	173.5	Qualifying Practice
7	75 Prospeed Competition	Porsche 911 RSR (997)	LM GTE Am	Maxime Soulet	2:00.531	39	2.143	173.0	Warm Up
8	60 AF Corse	Ferrari 458 Italia	LM GTE Am	Piergiuseppe Perazzini	2:01.151	39	2.763	172.1	Free Practice 1
9	67 Imsa Performance Matmut	Porsche 911 RSR (997)	LM GTE Am	Anthony Pons	2:01.329	34	2.941	171.8	Free Practice 1
10	60 AF Corse	Ferrari 458 Italia	LM GTE Am	Matt Griffin	2:01.651	13	3.263	171.4	Free Practice 2
11	99 JMB Racing	Ferrari 458 Italia	LM GTE Am	Philippe Illiano	2:03.577	25	5.189	168.7	Free Practice 2
12	69 Gulf Racing	Aston Martin Vantage	LM GTE Am	Roald Goethe	2:05.887	32	7.499	165.6	Free Practice 2
<b>LM PC</b>									
1	40 Boutsen Ginion Racing	Formula Le Mans - Oreca - 09	LM PC	Massimo Vignali	1:55.338	34		180.8	Qualifying Practice
2	42 Curtis Racing Technologies	Formula Le Mans - Oreca - 09	LM PC	Phil Keen	1:55.410	13	0.072	180.6	Qualifying Practice
3	42 Curtis Racing Technologies	Formula Le Mans - Oreca - 09	LM PC	Alex Kapadia	1:58.085	18	2.747	176.5	Free Practice 1
4	40 Boutsen Ginion Racing	Formula Le Mans - Oreca - 09	LM PC	Jean Marc Merlin	1:58.801	28	3.463	175.5	Free Practice 2
5	40 Boutsen Ginion Racing	Formula Le Mans - Oreca - 09	LM PC	Thomas Dagoneau	2:00.079	18	4.741	173.6	Warm Up
6	42 Curtis Racing Technologies	Formula Le Mans - Oreca - 09	LM PC	John Hartshorne	2:04.369	6	9.031	167.6	Free Practice 1



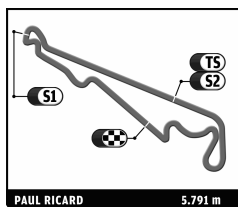
**ELMS**  
**6 HEURES DU CASTELLET**  
 After Warm Up

Provisional Classification by Driver And Class Fastest Lap

Nr	Team	Car	Class	Driver	Time	Laps	Gap	Kph	Session
----	------	-----	-------	--------	------	------	-----	-----	---------

Published at: .....

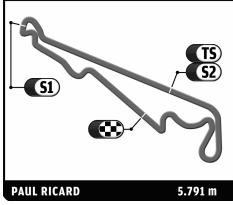
<b>Race Director:</b>	<b>Timekeeper:</b>
-----------------------	--------------------



**ELMS**  
**6 HEURES DU CASTELLET**  
 Warm Up

PAUL RICARD 5.791 m Best Sector Times

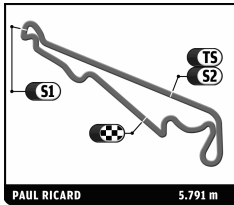
SECTOR 1			SECTOR 2			SECTOR 3			Pos	Team	Ideal Lap	Best Lap
Pos	Driver	Time	Driver	Time	Driver	Time						
1	L.Ordoñez	33.214	24 D.Kraihamer	28.716	1 A.Brundle	47.884	1	1 Greaves Motorsport	1'49.884	1:50.192	(1)	
2	24 D.Kraihamer	33.431	1 L.Ordoñez	28.786	24 D.Kraihamer	47.911	2	24 OAK Racing	1'50.058	1:50.434	(2)	
3	19 N.Minassian	33.592	45 S.Buemi	28.833	19 N.Minassian	48.478	3	19 Sebastien Loeb Racing	1'50.988	1:51.111	(3)	
4	45 S.Buemi	33.658	18 L.Moro	28.876	10 P.Kaffer	48.494	4	45 Boutsen Ginion Racing	1'51.306	1:51.858	(7)	
5	10 P.Kaffer	33.823	19 N.Minassian	28.918	46 M.Beche	48.550	5	10 Pecom Racing	1'51.398	1:51.398	(4)	
6	17 D.Stirling	33.991	46 P.Thiriet	28.940	38 S.Hancock	48.652	6	46 Thiriet by Tds Racing	1'51.555	1:51.582	(5)	
7	46 P.Thiriet	34.065	38 S.Dolan	28.954	45 S.Buemi	48.815	7	38 Jota	1'51.743	1:51.831	(6)	
8	38 S.Hancock	34.137	17 D.Stirling	28.974	18 L.Moro	49.752	8	18 Murphy Prototypes	1'52.993	1:53.300	(8)	
9	11 R.Meichtry	34.193	10 P.Kaffer	29.081	11 J.Hirschi	49.882	9	17 Status GP	1'52.998	1:53.680	(9)	
10	18 L.Moro	34.365	11 R.Meichtry	29.246	17 D.Stirling	50.033	10	11 Race Performance	1'53.321	1:56.220	(10)	
11	44 P.Thirion	35.688	42 P.Keen	30.135	42 P.Keen	51.163	11	42 Curtis Racing Technologies	1'57.429	1:58.536	(11)	
12	42 P.Keen	36.131	44 F.Rosier	30.450	44 F.Rosier	52.513	12	44 Extreme Limite Aric	1'58.651	1:59.342	(12)	
13	67 N.Armino	36.159	40 T.Dagoneau	30.492	40 T.Dagoneau	52.658	13	40 Boutsen Ginion Racing	1'59.690	2:00.079	(13)	
14	75 M.Soulet	36.351	61 P.Peter	30.776	67 N.Armino	53.121	14	67 lmsa Performance Matmut	2'00.216	2:00.337	(14)	
15	61 P.Peter	36.435	75 M.Soulet	30.811	75 M.Soulet	53.335	15	75 Prospeed Competition	2'00.497	2:00.531	(15)	
16	99 A.Ferte	36.449	66 J.Walker	30.878	61 P.Peter	53.463	16	61 Kessel Racing	2'00.674	2:00.674	(16)	
17	40 T.Dagoneau	36.540	67 N.Armino	30.936	60 M.Griffin	53.715	17	66 JMW Motorsport	2'01.302	2:01.402	(17)	
18	66 J.Walker	36.620	99 A.Ferte	31.288	99 A.Ferte	53.767	18	99 JMB Racing	2'01.504	2:01.537	(18)	
19	83 J.Melo	36.640	83 J.Melo	31.293	66 J.Walker	53.804	19	60 AF Corse	2'01.985	2:02.033	(19)	
20	60 P.Perazzini	36.748	60 M.Griffin	31.522	83 J.Melo	54.258	20	83 JMB Racing	2'02.191	2:02.491	(20)	



**ELMS**  
**6 HEURES DU CASTELLET**  
 Warm Up

Best Top Speeds

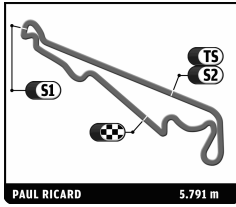
Team	Car	Class	Top Speed Driver	Top 1		Top 2		Top 3		Top 4		Top 5		Avg
				Kph	Lap	Kph	Lap	Kph	Lap	Kph	Lap	Kph	Lap	
24 OAK Racing	Morgan - Judd	LM P2	D. Kraihamer	279.8	10	279.1	6	277.6	4	277.6	5	277.6	8	278,3
45 Boutsen Ginion Racing	Oreca 03 - Nissan	LM P2	B. Brière	279.1	9	276.9	4	276.9	6	275.5	5	275.5	7	276,8
18 Murphy Prototypes	Oreca 03 - Nissan	LM P2	L. Moro	279.1	7	278.4	9	276.9	6	276.2	3	276.2	4	277,4
1 Greaves Motorsport	Zytek Z11SN - Nissan	LM P2	L. Ordoñez	278.4	7	275.5	1	274.8	8	274.1	10	273.4	5	275,2
19 Sebastien Loeb Racing	Oreca 03 - Nissan	LM P2	N. Minassian	276.2	7	274.8	8	274.8	4	274.1	10	273.4	5	274,7
17 Status GP	Lola B12/80 Coupe - Judd HK	LM P2	D. Stirling	275.5	3	275.5	7	274.1	4	274.1	6	273.4	5	274,5
46 Thiriet by Tds Racing	Oreca 03 - Nissan	LM P2	P. Thiriet	274.8	6	274.1	8	274.1	7	273.4	9	273.4	10	274,0
10 Pecom Racing	Oreca 03 - Nissan	LM P2	P. Kaffer	274.1	3	274.1	6	272.7	4	272.7	9	272.0	7	273,1
38 Jota	Zytek Z11SN - Nissan	LM P2	S. Dolan	274.1	8	273.4	3	273.4	6	272.0	2	272.0	5	273,0
11 Race Performance	Oreca 03 - Judd	LM P2	J. Hirschi	271.4	7	270.0	5	270.0	6	268.7	3	262.1	2	268,4
44 Extreme Limite Aric	Norma M200P - Judd	LM P2	F. Rosier	268.7	8	266.0	7	265.4	6	264.7	3	264.7	4	265,9
67 Imsa Performance Matmut	Porsche 911 RSR (997)	LM GTE Am	N. Armindo	268.0	2	265.4	3	265.4	6	264.7	5	264.1	8	265,5
42 Curtis Racing Technologies	Formula Le Mans - Oreca - 09	LM PC	P. Keen	268.0	4	264.1	6	263.4	3	262.8	5	260.9	2	263,8
75 Prospeed Competition	Porsche 911 RSR (997)	LM GTE Am	M. Soulet	266.7	4	266.7	5	266.7	6	266.0	3	266.0	7	266,4
61 Kessel Racing	Ferrari 458 Italia	LM GTE Pro	P. Peter	265.4	7	265.4	9	264.1	6	264.1	8	262.1	5	264,2
66 JMW Motorsport	Ferrari 458 Italia	LM GTE Pro	J. Walker	263.4	4	262.8	3	261.5	2	261.5	7	261.5	8	262,1
40 Boutsen Ginion Racing	Formula Le Mans - Oreca - 09	LM PC	T. Dagneau	262.1	6	261.5	7	260.2	5	259.0	3	258.4	2	260,2
83 JMB Racing	Ferrari 458 Italia	LM GTE Pro	J. Melo	261.5	5	259.6	4	259.0	6	258.4	3	258.4	7	259,4
60 AF Corse	Ferrari 458 Italia	LM GTE Am	M. Griffin	260.2	8	259.6	9	259.0	6	256.5	4	256.5	5	258,4
99 JMB Racing	Ferrari 458 Italia	LM GTE Am	A. Ferte	259.0	9	258.4	6	257.8	7	257.8	8	255.9	4	257,8
69 Gulf Racing	Aston Martin Vantage	LM GTE Am	R. Goethe											



**ELMS**  
**6 HEURES DU CASTELLET**  
 After Warm Up

Event maximum speed

Team	Car	Class	Driver	Top Speed	Lap	Session
11 Race Performance	Oreca 03 - Judd	LM P2	Jonathan Hirschi	284.2	9	Free Practice 1
24 OAK Racing	Morgan - Judd	LM P2	Dominik Kraihamer	282.0	9	Free Practice 2
18 Murphy Prototypes	Oreca 03 - Nissan	LM P2	Warren Hughes	281.2	14	Free Practice 1
1 Greaves Motorsport	Zytek Z11SN - Nissan	LM P2	Lucas Ordoñez	280.5	18	Free Practice 2
17 Status GP	Lola B12/80 Coupe - Judd HK	LM P2	Yelmer Buurman	279.8	11	Free Practice 2
19 Sebastien Loeb Racing	Oreca 03 - Nissan	LM P2	Nicolas Minassian	279.8	9	Free Practice 1
45 Boutsen Ginion Racing	Oreca 03 - Nissan	LM P2	Jack Clarke	279.8	18	Free Practice 1
10 Pecom Racing	Oreca 03 - Nissan	LM P2	Pierre Kaffer	279.1	5	Free Practice 1
46 Thiriet by Tds Racing	Oreca 03 - Nissan	LM P2	Mathias Beche	277.6	9	Free Practice 1
38 Jota	Zytek Z11SN - Nissan	LM P2	Simon Dolan	275.5	14	Free Practice 2
69 Gulf Racing	Aston Martin Vantage	LM GTE Am	Stuart Hall	273.4	19	Free Practice 2
75 Prospeed Competition	Porsche 911 RSR (997)	LM GTE Am	Maxime Soulet	271.4	27	Free Practice 1
44 Extreme Limite Aric	Norma M200P - Judd	LM P2	Fabien Rosier	270.7	2	Free Practice 1
61 Kessel Racing	Ferrari 458 Italia	LM GTE Pro	Philipp Peter	269.3	13	Free Practice 1
42 Curtis Racing Technologies	Formula Le Mans - Oreca - 09	LM PC	Phil Keen	268.0	4	Warm Up
67 Imsa Performance Matmut	Porsche 911 RSR (997)	LM GTE Am	Raymond Narac	268.0	4	Free Practice 1
83 JMB Racing	Ferrari 458 Italia	LM GTE Pro	Marco Frezza	266.7	22	Free Practice 2
40 Boutsen Ginion Racing	Formula Le Mans - Oreca - 09	LM PC	Jean Marc Merlin	266.0	11	Free Practice 2
66 JMW Motorsport	Ferrari 458 Italia	LM GTE Pro	James Walker	266.0	21	Free Practice 2
99 JMB Racing	Ferrari 458 Italia	LM GTE Am	Alain Ferte	264.7	14	Free Practice 2
60 AF Corse	Ferrari 458 Italia	LM GTE Am	Marco Cioci	261.5	6	Qualifying Practice

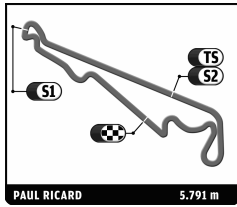


**ELMS**  
**6 HEURES DU CASTELLET**  
 Warm Up

Fastest Lap Sequence

Practice Time	Team	Car	Class	Driver	Time	Kph	Lap
4:16.029	46 Thiriet by Tds Racing	Oreca 03 - Nissan	LM P2	Pierre Thiriet	<b>1:58.783</b>	175.5	2
4:16.824	1 Greaves Motorsport	Zytek Z11SN - Nissan	LM P2	Alex Brundle	<b>1:55.296</b>	180.8	2
5:24.099	10 Pecom Racing	Oreca 03 - Nissan	LM P2	Pierre Kaffer	<b>1:53.213</b>	184.1	2
5:52.980	38 Jota	Zytek Z11SN - Nissan	LM P2	Sam Hancock	<b>1:51.831</b>	186.4	2
7:15.497	10 Pecom Racing	Oreca 03 - Nissan	LM P2	Pierre Kaffer	<b>1:51.398</b>	187.1	3
9:51.333	1 Greaves Motorsport	Zytek Z11SN - Nissan	LM P2	Alex Brundle	<b>1:50.802</b>	188.2	5
19:01.379	1 Greaves Motorsport	Zytek Z11SN - Nissan	LM P2	Lucas Ordoñez	<b>1:50.192</b>	189.2	3





# ELMS

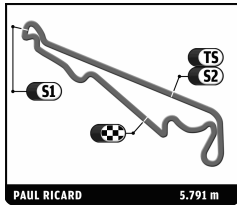
## 6 HEURES DU CASTELLET

Warm Up

### Sector Analysis

■ Personal Best ■ Session Best B Crossing the finish line in pit lane

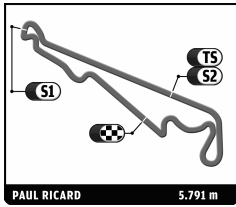
Lap	D	Time	Sector 1	Sector 2	Sector 3	T. Spd	Elapsed	Lap	D	Time	Sector 1	Sector 2	Sector 3	T. Spd	Elapsed
<b>1</b>	<b>Greaves Motorsport</b> 1. Lucas Ordoñez 3. Alex Brundle Zytek Z11SN - Nissan LM P2 2. Tom Kimber-Smith							8	3	2:01.669	37.039	32.224	52.406	276.2	17:32.389
	9	3	1:56.132	34.481	28.894	52.757	278.4	19:28.521							
	1	3	2:21.528	59.053	30.285	52.190	275.5	2:21.528							
	2	3	1:55.296	35.119	29.232	50.945	273.4	4:16.824							
	3	3	1:52.266	34.487	28.952	48.827	273.4	6:09.090							
	4	3	1:51.441	33.708	29.741	47.992	273.4	8:00.531							
	5	3	1:50.802	34.009	28.909	47.884	273.4	9:51.333							
	6	3	2:02.365 B	35.772	28.976	57.617	273.4	11:53.698							
	7	1	3:25.957	2:03.816	28.923	53.218	278.4	15:19.655							
	8	1	1:51.532	33.963	28.913	48.656	274.8	17:11.187							
	9	1	1:50.192	33.214	28.786	48.192	272.7	19:01.379							
10	1	1:50.533	33.219	28.823	48.491	274.1	20:51.912								
<b>10</b>	<b>Pecom Racing</b> 1. Luis Perez Companc 3. Pierre Kaffer Oreca 03 - Nissan LM P2 2. Gianmaria Bruni							19	<b>Sebastien Loeb Racing</b> 1. Nicolas Marroc 3. Stéphane Sarrazin Oreca 03 - Nissan LM P2 2. Nicolas Minassian						
	1	3	3:30.886	2:10.188	30.106	50.592	268.7	3:30.886							
	2	3	1:53.213	34.516	29.840	48.857	270.0	5:24.099							
	3	3	1:51.398	33.823	29.081	48.494	274.1	7:15.497							
	4	3	2:00.842 B	35.204	29.134	56.504	272.7	9:16.339							
	5	1	3:14.799	1:55.726	29.634	49.439	271.4	12:31.138							
	6	1	1:52.107	33.927	29.102	49.078	274.1	14:23.245							
	7	1	2:01.055 B	34.427	29.254	57.374	272.0	16:24.300							
	8	2	3:07.536	1:44.265	29.618	53.653	272.0	19:31.836							
	9	2	1:54.046	34.209	29.177	50.660	272.7	21:25.882							
	10	2	1:51.350	33.676	29.123	48.551	274.1	20:29.484							
<b>11</b>	<b>Race Performance</b> 1. Michel Frey 3. Jonathan Hirschi Oreca 03 - Judd LM P2 2. Ralph Meichtry							24	<b>OAK Racing</b> 1. Jacques Nicolet 3. Dominik Kraihamer Morgan - Judd LM P2 2. Guillaume Moreau						
	1	1	3:11.161	1:28.393	47.791	54.977	251.7	3:11.161							
	2	1	2:01.028	35.805	33.374	51.849	262.1	5:12.189							
	3	1	5:13.880 B	35.117	30.808	4:07.955	268.7	10:26.069							
	4	2	2:18.125	52.845	30.152	55.128	244.9	12:44.194							
	5	2	1:56.220	36.885	29.392	49.943	270.0	14:40.414							
	6	2	3:14.652 B	34.193	29.246	2:11.213	270.0	17:55.066							
	7	3	2:14.589	55.263	29.444	49.882	271.4	20:09.655							
<b>17</b>	<b>Status GP</b> 1. Yelmer Buurman 3. Dean Stirling Lola B12/80 Coupe - Judd HK LM P2 2. Alexander Sims							38	<b>Jota</b> 1. Simon Dolan 3. Judd LM P2 2. Sam Hancock						
	1	3	3:08.886	1:38.395	33.551	56.940	259.0	3:08.886							
	2	3	2:00.483	37.187	30.509	52.787	272.7	5:09.369							
	3	3	2:05.392 B	35.375	29.121	1:00.896	275.5	7:14.761							
	4	3	3:46.211	2:23.387	30.033	52.791	274.1	11:00.972							
	5	3	1:54.963	35.000	29.256	50.707	273.4	12:55.935							
	6	3	1:53.680	34.594	29.053	50.033	274.1	14:49.615							
	7	3	1:54.143	33.991	28.974	51.178	275.5	16:43.758							
<b>18</b>	<b>Murphy Prototypes</b> 1. Jody Firth 3. Luca Moro Oreca 03 - Nissan LM P2 2. Warren Hughes							40	<b>Boutsen Ginion Racing</b> 1. Thomas Dagoneau 3. Jean Marc Merlin Formula Le Mans - Oreca - 09 LM PC 2. Massimo Vignali						
	1	3	2:20.592	51.861	32.979	55.752	261.5	2:20.592							
	2	3	1:59.332	37.513	29.784	52.035	274.8	4:19.924							
	3	3	1:55.688	35.903	29.353	50.432	276.2	6:15.612							
	4	3	3:13.693 B	34.837	29.297	2:09.559	276.2	9:29.305							
	5	3	2:14.336	53.301	29.783	51.252	274.1	11:43.641							
	6	3	1:53.300	34.386	29.162	49.752	276.9	13:36.941							
	7	3	1:53.779	34.468	29.004	50.307	279.1	15:30.720							
<b>40</b>	<b>Curtis Racing Technologies</b> 1. John Hartshorne 3. Alex Kapadia Formula Le Mans - Oreca - 09 LM PC 2. Phil Keen							1	1	3:12.595	1:36.537	36.027	1:00.031	232.8	3:12.595
	2	1	2:03.392	38.477	31.163	53.752	258.4	5:15.987							
	3	1	2:01.137	37.066	30.597	53.474	259.0	7:17.124							
	4	1	2:01.326	36.633	31.145	53.548	258.4	9:18.450							
<b>42</b>	<b>Curtis Racing Technologies</b> 1. John Hartshorne 3. Alex Kapadia Formula Le Mans - Oreca - 09 LM PC 2. Phil Keen							1	2	6:56.873 B	4:04.267	36.067	2:16.539	206.9	6:56.873
	2	2	2:19.163	54.242	31.319	53.602	260.9	9:16.036							
	3	2	1:59.833	36.835	30.632	52.366	263.4	11:15.869							



**ELMS**  
**6 HEURES DU CASTELLET**  
Warm Up

Sector Analysis

Lap	D	Time	Sector 1	Sector 2	Sector 3	T. Spd	Elapsed	Lap	D	Time	Sector 1	Sector 2	Sector 3	T. Spd	Elapsed
4	2	4:38.928 <b>B</b>	<b>36.131</b>	<b>30.135</b>	3:32.662	268.0	15:54.797	2	2	2:04.355	38.147	31.746	54.462	260.2	5:43.058
5	2	2:17.868	54.173	31.157	52.538	262.8	18:12.665	3	2	2:01.674	36.893	31.120	53.661	260.9	7:44.732
6	2	<b>1:58.536</b>	36.916	30.457	<b>51.163</b>	264.1	20:11.201	4	2	2:10.796 <b>B</b>	36.901	31.161	1:02.734	260.9	9:55.528
<b>44</b> <b>Extreme Limite Aric</b> Norma M200P - Judd LM P2 1. Fabien Rosier 2. Philippe Thirion								<b>66</b> <b>JMW Motorsport</b> Ferrari 458 Italia LM GTE Pro 1. James Walker 2. Jonathan Cocker							
1	2	5:21.025	3:44.984	37.783	58.258	220.9	5:21.025	1	1	5:02.013	3:28.684	35.225	58.104	220.0	5:02.013
2	2	2:03.078	37.524	31.394	54.160	260.9	7:24.103	2	1	2:03.252	37.746	31.232	54.274	261.5	7:05.265
3	2	2:03.416	38.752	31.428	53.236	264.7	9:27.519	3	1	<b>2:01.402</b>	<b>36.620</b>	30.978	<b>53.804</b>	262.8	9:06.667
4	2	2:32.222	1:07.132	31.547	53.543	264.7	11:59.741	4	1	2:10.989 <b>B</b>	37.474	<b>30.878</b>	1:02.637	263.4	11:17.656
5	2	3:03.339 <b>B</b>	<b>35.688</b>	31.034	1:56.617	223.6	15:03.080	5	2	3:08.247	1:41.639	31.732	54.876	258.4	14:25.903
6	1	2:21.755	56.425	30.771	54.559	265.4	17:24.835	6	2	2:02.252	36.795	31.323	54.134	259.0	16:28.155
7	1	2:08.836	37.221	30.544	1:01.071	266.0	19:33.671	7	2	2:09.713	37.549	31.379	1:00.785	261.5	18:37.868
8	1	<b>1:59.342</b>	36.379	<b>30.450</b>	<b>52.513</b>	268.7	21:33.013	8	2	2:02.104	36.801	31.430	53.873	261.5	20:39.972
<b>45</b> <b>Boutsen Ginion Racing</b> Oreca 03 - Nissan LM P2 1. Jack Clarke 2. Bastien Briere 3. Sebastien Buemi								<b>67</b> <b>Imsa Performance Matmut</b> Porsche 911 RSR (997) LM GTE Am 1. Nicolas Armino 2. Raymond Narac 3. Anthony Pons							
1	3	2:34.688 <b>B</b>	58.649	30.604	1:05.435	274.1	2:34.688	1	1	2:56.181	1:28.942	32.787	54.452	261.5	2:56.181
2	3	3:31.061	2:10.044	29.585	51.432	274.1	6:05.749	2	1	2:01.933	36.557	<b>30.936</b>	54.440	268.0	4:58.114
3	3	1:54.216	35.556	29.302	49.358	274.1	7:59.965	3	1	2:01.339	36.369	31.075	53.895	265.4	6:59.453
4	3	1:54.054	35.669	28.883	49.502	276.9	9:54.019	4	1	<b>2:00.337</b>	<b>36.159</b>	31.057	<b>53.121</b>	262.8	8:59.790
5	3	<b>1:51.858</b>	33.946	29.097	<b>48.815</b>	275.5	11:45.877	5	1	3:41.688 <b>B</b>	36.492	30.992	2:34.204	264.7	12:41.478
6	3	2:00.050 <b>B</b>	<b>33.658</b>	<b>28.833</b>	57.559	276.9	13:45.927	6	1	3:26.454 <b>B</b>	51.838	31.076	2:03.540	265.4	16:07.932
7	2	3:37.412	2:15.785	29.621	52.006	275.5	17:23.339	7	3	2:23.725	56.710	31.846	55.169	262.8	18:31.657
8	2	1:55.215	35.160	29.708	50.347	245.5	19:18.554	8	3	2:02.226	36.698	30.962	54.566	264.1	20:33.883
9	2	1:54.753	35.064	28.846	50.843	279.1	21:13.307	<b>69</b> <b>Gulf Racing</b> Aston Martin Vantage LM GTE Am 1. Roald Goethe 2. Stuart Hall							
<b>46</b> <b>Thiriet by Tds Racing</b> Oreca 03 - Nissan LM P2 1. Mathias Beche 2. Pierre Thiriet								<b>75</b> <b>Prospeed Competition</b> Porsche 911 RSR (997) LM GTE Am 1. Marc Goossens 2. Maxime Soulet							
1	2	2:17.246	52.395	31.791	53.060	265.4	2:17.246	1	2	2:23.837	52.850	32.967	58.020	250.6	2:23.837
2	2	1:58.783	37.775	30.124	50.884	269.3	4:16.029	2	2	2:04.229	38.087	31.114	55.028	264.7	4:28.066
3	2	1:54.222	34.910	29.338	49.974	260.2	6:10.251	3	2	2:02.424	37.371	30.881	54.172	266.0	6:30.490
4	2	1:54.134	35.745	29.173	49.216	271.4	8:04.385	4	2	3:17.386 <b>B</b>	36.955	30.858	2:09.573	266.7	9:47.876
5	2	1:52.173	<b>34.065</b>	29.054	49.054	272.7	9:56.558	5	2	2:16.198	51.740	30.857	53.601	266.7	12:04.074
6	2	2:02.087 <b>B</b>	34.233	29.027	58.827	274.8	11:58.645	6	2	2:00.945	36.712	30.898	<b>53.335</b>	266.7	14:05.019
7	1	3:32.252	2:13.850	<b>28.940</b>	49.462	274.1	15:30.897	7	2	<b>2:00.531</b>	<b>36.351</b>	<b>30.811</b>	53.369	266.0	16:05.550
8	1	1:54.200	35.314	28.981	49.905	274.1	17:25.097	<b>83</b> <b>JMB Racing</b> Ferrari 458 Italia LM GTE Pro 1. Jaime Melo 2. Marco Frezza							
9	1	<b>1:51.582</b>	34.076	28.956	<b>48.550</b>	273.4	19:16.679	1	1	2:51.217	1:08.010	41.785	1:01.422	186.2	2:51.217
10	1	1:53.088	35.461	28.968	48.659	273.4	21:09.767	2	1	2:08.267	39.623	32.045	56.599	253.5	4:59.484
<b>60</b> <b>AF Corse</b> Ferrari 458 Italia LM GTE Am 1. Marco Cioci 2. Matt Griffin 3. Piergiuseppe Perazzini								<b>83</b> <b>JMB Racing</b> Ferrari 458 Italia LM GTE Pro 1. Jaime Melo 2. Marco Frezza							
1	3	2:43.858	1:02.672	40.276	1:00.910	220.4	2:43.858	3	1	2:04.361	37.993	31.572	54.796	258.4	7:03.845
2	3	2:09.657	39.762	33.011	56.884	254.1	4:53.515	(Continuation of table from previous page)							
3	3	2:06.218	37.868	32.525	55.825	253.5	6:59.733	(Continuation of table from previous page)							
4	3	2:04.646	37.896	31.880	54.870	256.5	9:04.379	(Continuation of table from previous page)							
5	3	2:03.441	37.153	31.791	54.497	256.5	11:07.820	(Continuation of table from previous page)							
6	3	2:02.754	<b>36.748</b>	31.753	54.253	259.0	13:10.574	(Continuation of table from previous page)							
7	3	2:12.868 <b>B</b>	37.351	31.709	1:03.808	256.5	15:23.442	(Continuation of table from previous page)							
8	2	3:10.313	1:42.035	32.463	55.815	260.2	18:33.755	(Continuation of table from previous page)							
9	2	<b>2:02.033</b>	36.796	<b>31.522</b>	<b>53.715</b>	259.6	20:35.788	(Continuation of table from previous page)							
<b>61</b> <b>Kessel Racing</b> Ferrari 458 Italia LM GTE Pro 1. Michael Broniszewski 2. Philipp Peter								(Continuation of table from previous page)							
1	2	3:38.703	2:07.099	33.706	57.898	259.6	3:38.703	(Continuation of table from previous page)							



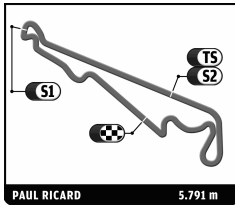
**ELMS**  
**6 HEURES DU CASTELLET**  
 Warm Up

Sector Analysis

■ Personal Best   ■ Session Best   B Crossing the finish line in pit lane

Lap	D	Time	Sector 1	Sector 2	Sector 3	T. Spd	Elapsed	Lap	D	Time	Sector 1	Sector 2	Sector 3	T. Spd	Elapsed
4	1	2:02.491	36.880	31.353	54.258	259.6	9:06.336								
5	1	3:10.520B	36.640	31.293	2:02.587	261.5	12:16.856								
6	2	2:23.343	55.571	32.096	55.676	259.0	14:40.199								
7	2	4:13.950B	37.967	31.858	3:04.125	258.4	18:54.149								

<b>99</b>	<b>JMB Racing</b>					Ferrari 458 Italia	
	1. Alain Ferte					LM GTE Am	
		2. Philippe Illiano					
1	1	4:57.556	3:19.253	37.716	1:00.587	213.9	4:57.556
2	1	2:15.079	43.521	33.548	58.010	247.7	7:12.635
3	1	2:08.893	39.818	32.577	56.498	250.6	9:21.528
4	1	2:03.705	37.576	31.683	54.446	255.9	11:25.233
5	1	2:02.488	36.668	31.479	54.341	255.3	13:27.721
6	1	2:01.888	36.744	31.377	53.767	258.4	15:29.609
7	1	2:08.075	39.041	32.932	56.102	257.8	17:37.684
8	1	2:04.218	38.400	31.469	54.349	257.8	19:41.902
9	1	2:01.537	36.449	31.288	53.800	259.0	21:43.439



Computerised results and timing service

**6 HEURES DU CASTELLET**

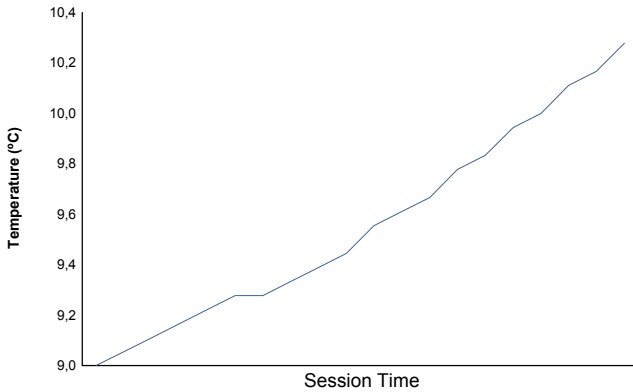
**ELMS**

**Warm Up**


**Weather Report**

PAUL RICARD 5.791 m

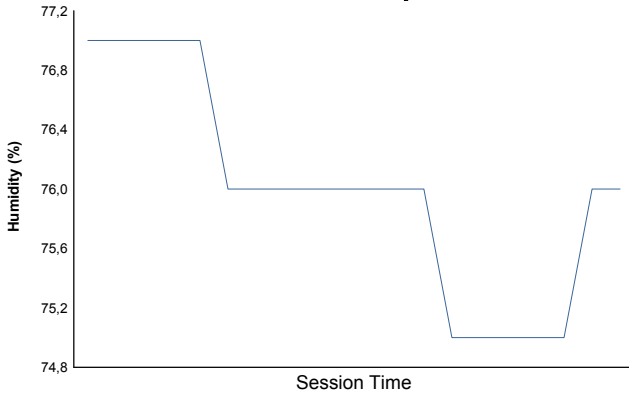
**Air Temperature**



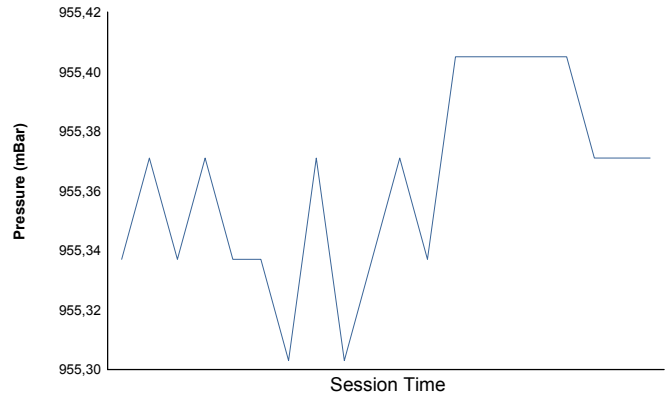
**Track Temperature**



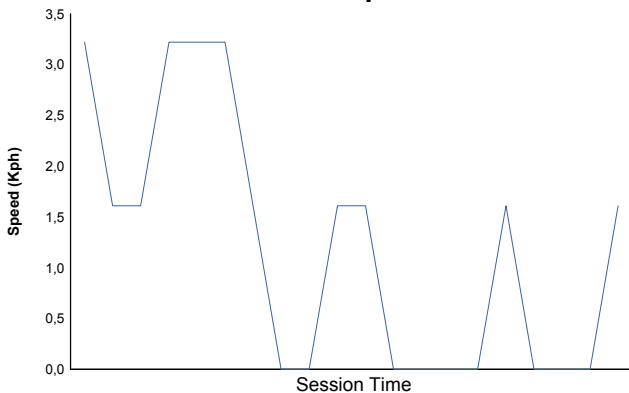
**Humidity**



**Pressure**

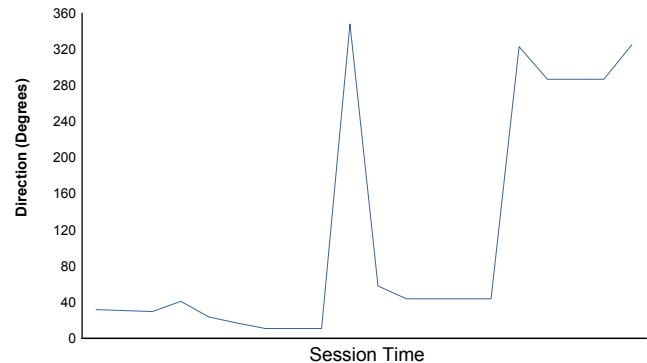


**Wind Speed**



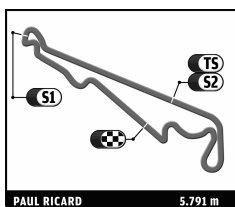
**Wind direction**

North = 0°/360° Est = 90° South = 180° West = 270°



Track Status:

**DRY**



# ELMS

## 6 HEURES DU CASTELLET

### Qualifying Practice

### Provisional Classification

Nr.	Team	Drivers	Car	Cl	Ty	Time	Lap	Total	Gap	Kph		
1	46	Thiriet by Tds Racing	M. Beche / P. Thiriet	Oreca 03 - Nissan	LM P2	D	<b>1:48.171</b>	5	6	-	-	<b>192.7</b>
2	17	Status GP	Y. Buurman / A. Sims / D. Stirling	Lola B12/80 Coupe - Judd HK	LM P2	D	<b>1:48.482</b>	7	8	+0.311	+0.311	<b>192.2</b>
3	1	Greaves Motorsport	L. Ordoñez / T. Kimber-Smith / A. Brundle	Zytek Z11SN - Nissan	LM P2	D	<b>1:48.882</b>	3	6	+0.711	+0.400	<b>191.5</b>
4	24	OAK Racing	J. Nicolet / G. Moreau / D. Kraihamer	Morgan - Judd	LM P2	D	<b>1:48.977</b>	3	5	+0.806	+0.095	<b>191.3</b>
5	10	Pecom Racing	L. Perez Companc / G. Bruni / P. Kaffer	Oreca 03 - Nissan	LM P2	D	<b>1:49.068</b>	4	6	+0.897	+0.091	<b>191.1</b>
6	18	Murphy Prototypes	J. Firth / W. Hughes / L. Moro	Oreca 03 - Nissan	LM P2	D	<b>1:49.122</b>	3	5	+0.951	+0.054	<b>191.0</b>
7	19	Sebastien Loeb Racing	N. Marroc / N. Minassian / S. Sarrazin	Oreca 03 - Nissan	LM P2	D	<b>1:49.157</b>	6	6	+0.986	+0.035	<b>191.0</b>
8	38	Jota	S. Dolan / S. Hancock	Zytek Z11SN - Nissan	LM P2	D	<b>1:49.687</b>	4	5	+1.516	+0.530	<b>190.1</b>
9	11	Race Performance	M. Frey / R. Meichtry / J. Hirschi	Oreca 03 - Judd	LM P2	D	<b>1:50.193</b>	4	5	+2.022	+0.506	<b>189.2</b>
10	40	Boutsen Ginion Racing	T. Dagoneau / M. Vignali / J. Merlin	Formula Le Mans - Oreca - 09	LM PC	M	<b>1:55.338</b>	7	8	+7.167	+5.145	<b>180.8</b>
11	42	Curtis Racing Technologies	J. Hartshorne / P. Keen / A. Kapadia	Formula Le Mans - Oreca - 09	LM PC	M	<b>1:55.410</b>	4	4	+7.239	+0.072	<b>180.6</b>
12	83	JMB Racing	J. Melo / M. Frezza	Ferrari 458 Italia	LM GTE Pro	M	<b>1:57.630</b>	4	4	+9.459	+2.220	<b>177.2</b>
13	75	Prospeed Competition	M. Goossens / M. Soulet	Porsche 911 RSR (997)	LM GTE Am	M	<b>1:58.388</b>	3	3	+10.217	+0.758	<b>176.1</b>
14	67	Imsa Performance Matmut	N. Armindo / R. Narac / A. Pons	Porsche 911 RSR (997)	LM GTE Am	M	<b>1:58.428</b>	3	4	+10.257	+0.040	<b>176.0</b>
15	66	JMW Motorsport	J. Walker / J. Cocker	Ferrari 458 Italia	LM GTE Pro	D	<b>1:58.517</b>	5	5	+10.346	+0.089	<b>175.9</b>
16	69	Gulf Racing	R. Goethe / S. Hall	Aston Martin Vantage	LM GTE Am	D	<b>1:58.532</b>	3	6	+10.361	+0.015	<b>175.9</b>
17	60	AF Corse	M. Cioci / M. Griffin / P. Perazzini	Ferrari 458 Italia	LM GTE Am	M	<b>1:58.803</b>	6	7	+10.632	+0.271	<b>175.5</b>
18	61	Kessel Racing	M. Broniszewski / P. Peter	Ferrari 458 Italia	LM GTE Pro	D	<b>1:59.082</b>	5	8	+10.911	+0.279	<b>175.1</b>
19	99	JMB Racing	A. Ferte / P. Illiano	Ferrari 458 Italia	LM GTE Am	M	<b>2:00.182</b>	3	3	+12.011	+1.100	<b>173.5</b>
<b>Not classified:</b>												
44	Extreme Limite Aric	F. Rosier / P. Thirion	Norma M200P - Judd	LM P2	D							
45	Boutsen Ginion Racing	J. Clarke / B. Brière / S. Buemi	Oreca 03 - Nissan	LM P2	D							
<b>Fastest Lap</b>						Lap 5	Mathias Beche	<b>1:48.171</b>	192.7 Kph			

Published at: .....

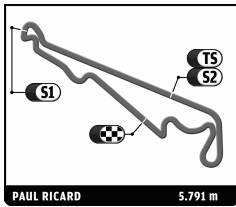
Track Temp: **20,56 °C**

Air Temp: **16,94 °C**

Track Status:

**DRY**

<b>Race Director:</b>	<b>Timekeeper:</b>
-----------------------	--------------------



**ELMS**  
**6 HEURES DU CASTELLET**  
 Qualifying Practice  
 Provisional Classification by Class

Nr.	Team	Drivers	Car	Ty	Time	Lap	Total	Gap	Kph
<b>LM P2</b>									
1	46 Thiriet by Tds Racing	M. Beche / P. Thiriet	Oreca 03 - Nissan	D	<b>1:48.171</b>	5	6		<b>192.7</b>
2	17 Status GP	Y. Buurman / A. Sims / D. Stirling	Lola B12/80 Coupe - Judd HK	D	<b>1:48.482</b>	7	8	+0.311 +0.311	<b>192.2</b>
3	1 Greaves Motorsport	L. Ordoñez / T. Kimber-Smith / A. Brundle	Zytek Z11SN - Nissan	D	<b>1:48.882</b>	3	6	+0.711 +0.400	<b>191.5</b>
4	24 OAK Racing	J. Nicolet / G. Moreau / D. Kraihamer	Morgan - Judd	D	<b>1:48.977</b>	3	5	+0.806 +0.095	<b>191.3</b>
5	10 Pecom Racing	L. Perez Companc / G. Bruni / P. Kaffer	Oreca 03 - Nissan	D	<b>1:49.068</b>	4	6	+0.897 +0.091	<b>191.1</b>
6	18 Murphy Prototypes	J. Firth / W. Hughes / L. Moro	Oreca 03 - Nissan	D	<b>1:49.122</b>	3	5	+0.951 +0.054	<b>191.0</b>
7	19 Sebastien Loeb Racing	N. Marroc / N. Minassian / S. Sarrazin	Oreca 03 - Nissan	D	<b>1:49.157</b>	6	6	+0.986 +0.035	<b>191.0</b>
8	38 Jota	S. Dolan / S. Hancock	Zytek Z11SN - Nissan	D	<b>1:49.687</b>	4	5	+1.516 +0.530	<b>190.1</b>
9	11 Race Performance	M. Frey / R. Meichtry / J. Hirschi	Oreca 03 - Judd	D	<b>1:50.193</b>	4	5	+2.022 +0.506	<b>189.2</b>
<b>Not classified:</b>									
44	Extreme Limite Aric	F. Rosier / P. Thirion	Norma M200P - Judd	D					
45	Boutsen Ginion Racing	J. Clarke / B. Brière / S. Buemi	Oreca 03 - Nissan	D					
<b>LM GTE Pro</b>									
1	83 JMB Racing	J. Melo / M. Frezza	Ferrari 458 Italia	M	<b>1:57.630</b>	4	4		<b>177.2</b>
2	66 JMW Motorsport	J. Walker / J. Cocker	Ferrari 458 Italia	D	<b>1:58.517</b>	5	5	+0.887 +0.887	<b>175.9</b>
3	61 Kessel Racing	M. Broniszewski / P. Peter	Ferrari 458 Italia	D	<b>1:59.082</b>	5	8	+1.452 +0.565	<b>175.1</b>
<b>LM GTE Am</b>									
1	75 Prospeed Competition	M. Goossens / M. Soulet	Porsche 911 RSR (997)	M	<b>1:58.388</b>	3	3		<b>176.1</b>
2	67 Imsa Performance Matmut	N. Armindo / R. Narac / A. Pons	Porsche 911 RSR (997)	M	<b>1:58.428</b>	3	4	+0.040 +0.040	<b>176.0</b>
3	69 Gulf Racing	R. Goethe / S. Hall	Aston Martin Vantage	D	<b>1:58.532</b>	3	6	+0.144 +0.104	<b>175.9</b>
4	60 AF Corse	M. Cioci / M. Griffin / P. Perazzini	Ferrari 458 Italia	M	<b>1:58.803</b>	6	7	+0.415 +0.271	<b>175.5</b>
5	99 JMB Racing	A. Ferte / P. Illiano	Ferrari 458 Italia	M	<b>2:00.182</b>	3	3	+1.794 +1.379	<b>173.5</b>
<b>LM PC</b>									
1	40 Boutsen Ginion Racing	T. Dagoneau / M. Vignali / J. Merlin	Formula Le Mans - Oreca - 09	M	<b>1:55.338</b>	7	8		<b>180.8</b>
2	42 Curtis Racing Technologies	J. Hartshorne / P. Keen / A. Kapadia	Formula Le Mans - Oreca - 09	M	<b>1:55.410</b>	4	4	+0.072 +0.072	<b>180.6</b>

Published at: .....

Track Temp: **20,56 °C**

Air Temp: **16,94 °C**

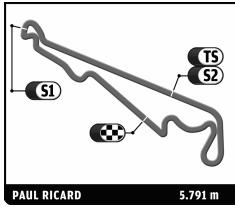
Track Status:

**DRY**

Race Director:

Timekeeper:





## ELMS

### 6 HEURES DU CASTELLET

#### Qualifying Practice

#### Provisional Classification by Driver Fastest Lap

Nr	Team	Car	Class	Driver	Time	Lap	Total	Gap	Kph		
1	46	Thiriet by Tds Racing	Oreca 03 - Nissan	LM P2	<b>Mathias Beche</b>	1:48.171	5	6		192.7	
2	17	Status GP	Lola B12/80 Coupe - Judd HK	LM P2	<b>Yelmer Buurman</b>	1:48.482	7	8	0.311	0.311	192.2
3	1	Greaves Motorsport	Zytek Z11SN - Nissan	LM P2	<b>Tom Kimber-Smith</b>	1:48.882	3	6	0.711	0.400	191.5
4	24	OAK Racing	Morgan - Judd	LM P2	<b>Guillaume Moreau</b>	1:48.977	3	5	0.806	0.095	191.3
5	10	Pecom Racing	Oreca 03 - Nissan	LM P2	<b>Pierre Kaffer</b>	1:49.068	4	6	0.897	0.091	191.1
6	18	Murphy Prototypes	Oreca 03 - Nissan	LM P2	<b>Warren Hughes</b>	1:49.122	3	5	0.951	0.054	191.0
7	19	Sebastien Loeb Racing	Oreca 03 - Nissan	LM P2	<b>Stéphane Sarrazin</b>	1:49.157	6	6	0.986	0.035	191.0
8	38	Jota	Zytek Z11SN - Nissan	LM P2	<b>Sam Hancock</b>	1:49.687	4	5	1.516	0.530	190.1
9	11	Race Performance	Oreca 03 - Judd	LM P2	<b>Michel Frey</b>	1:50.193	4	5	2.022	0.506	189.2
10	40	Boutsen Ginion Racing	Formula Le Mans - Oreca - 09	LM PC	<b>Massimo Vignali</b>	1:55.338	7	8	7.167	5.145	180.8
11	42	Curtis Racing Technologies	Formula Le Mans - Oreca - 09	LM PC	<b>Phil Keen</b>	1:55.410	4	4	7.239	0.072	180.6
12	83	JMB Racing	Ferrari 458 Italia	LM GTE Pro	<b>Jaime Melo</b>	1:57.630	4	4	9.459	2.220	177.2
13	75	Prospeed Competition	Porsche 911 RSR (997)	LM GTE Am	<b>Marc Goossens</b>	1:58.388	3	3	10.217	0.758	176.1
14	67	Imsa Performance Matmut	Porsche 911 RSR (997)	LM GTE Am	<b>Nicolas Armindo</b>	1:58.428	3	4	10.257	0.040	176.0
15	66	JMW Motorsport	Ferrari 458 Italia	LM GTE Pro	<b>James Walker</b>	1:58.517	5	5	10.346	0.089	175.9
16	69	Gulf Racing	Aston Martin Vantage	LM GTE Am	<b>Stuart Hall</b>	1:58.532	3	6	10.361	0.015	175.9
17	60	AF Corse	Ferrari 458 Italia	LM GTE Am	<b>Marco Cioci</b>	1:58.803	6	7	10.632	0.271	175.5
18	61	Kessel Racing	Ferrari 458 Italia	LM GTE Pro	<b>Philipp Peter</b>	1:59.082	5	8	10.911	0.279	175.1
19	99	JMB Racing	Ferrari 458 Italia	LM GTE Am	<b>Alain Ferte</b>	2:00.182	3	3	12.011	1.100	173.5
20	67	Imsa Performance Matmut	Porsche 911 RSR (997)	LM GTE Am	<b>Raymond Narac</b>						
21	67	Imsa Performance Matmut	Porsche 911 RSR (997)	LM GTE Am	<b>Anthony Pons</b>						
22	60	AF Corse	Ferrari 458 Italia	LM GTE Am	<b>Matt Griffin</b>						
23	60	AF Corse	Ferrari 458 Italia	LM GTE Am	<b>Piergiuseppe Perazzini</b>						
24	99	JMB Racing	Ferrari 458 Italia	LM GTE Am	<b>Philippe Illiano</b>						
25	1	Greaves Motorsport	Zytek Z11SN - Nissan	LM P2	<b>Lucas Ordóñez</b>						
26	69	Gulf Racing	Aston Martin Vantage	LM GTE Am	<b>Ronald Goethe</b>						
27	75	Prospeed Competition	Porsche 911 RSR (997)	LM GTE Am	<b>Maxime Soulet</b>						
28	83	JMB Racing	Ferrari 458 Italia	LM GTE Pro	<b>Marco Frezza</b>						
29	19	Sebastien Loeb Racing	Oreca 03 - Nissan	LM P2	<b>Nicolas Marroc</b>						
30	18	Murphy Prototypes	Oreca 03 - Nissan	LM P2	<b>Luca Moro</b>						
31	18	Murphy Prototypes	Oreca 03 - Nissan	LM P2	<b>Jody Firth</b>						
32	24	OAK Racing	Morgan - Judd	LM P2	<b>Dominik Kraihamer</b>						
33	24	OAK Racing	Morgan - Judd	LM P2	<b>Jacques Nicolet</b>						
34	19	Sebastien Loeb Racing	Oreca 03 - Nissan	LM P2	<b>Nicolas Minassian</b>						
35	17	Status GP	Lola B12/80 Coupe - Judd HK	LM P2	<b>Dean Stirling</b>						
36	10	Pecom Racing	Oreca 03 - Nissan	LM P2	<b>Gianmaria Bruni</b>						
37	10	Pecom Racing	Oreca 03 - Nissan	LM P2	<b>Luis Perez Companc</b>						
38	1	Greaves Motorsport	Zytek Z11SN - Nissan	LM P2	<b>Alex Brundle</b>						
39	17	Status GP	Lola B12/80 Coupe - Judd HK	LM P2	<b>Alexander Sims</b>						
40	11	Race Performance	Oreca 03 - Judd	LM P2	<b>Jonathan Hirschi</b>						
41	11	Race Performance	Oreca 03 - Judd	LM P2	<b>Ralph Meichtry</b>						
42	42	Curtis Racing Technologies	Formula Le Mans - Oreca - 09	LM PC	<b>John Hartshorne</b>						
43	40	Boutsen Ginion Racing	Formula Le Mans - Oreca - 09	LM PC	<b>Jean Marc Merlin</b>						
44	40	Boutsen Ginion Racing	Formula Le Mans - Oreca - 09	LM PC	<b>Thomas Dagoneau</b>						
45	66	JMW Motorsport	Ferrari 458 Italia	LM GTE Pro	<b>Jonathan Cocker</b>						
46	61	Kessel Racing	Ferrari 458 Italia	LM GTE Pro	<b>Michael Broniszewski</b>						
47	42	Curtis Racing Technologies	Formula Le Mans - Oreca - 09	LM PC	<b>Alex Kapadia</b>						
48	46	Thiriet by Tds Racing	Oreca 03 - Nissan	LM P2	<b>Pierre Thiriet</b>						
49	44	Extreme Limite Aric	Norma M200P - Judd	LM P2	<b>Philippe Thirion</b>						
50	44	Extreme Limite Aric	Norma M200P - Judd	LM P2	<b>Fabien Rosier</b>						
51	38	Jota	Zytek Z11SN - Nissan	LM P2	<b>Simon Dolan</b>						
52	45	Boutsen Ginion Racing	Oreca 03 - Nissan	LM P2	<b>Sébastien Buemi</b>						
53	45	Boutsen Ginion Racing	Oreca 03 - Nissan	LM P2	<b>Bastien Brière</b>						
54	45	Boutsen Ginion Racing	Oreca 03 - Nissan	LM P2	<b>Jack Clarke</b>						

Published at .....

Track Temp: **20,56 °C**

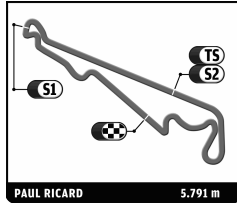
Air Temp: **16,94 °C**

Track Status:

**DRY**

Race Director:

Timekeeper:



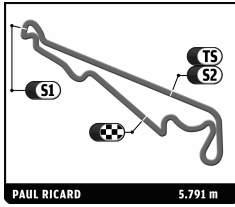
## ELMS

### 6 HEURES DU CASTELLET

After Qualifying Practice

### Provisional Classification by Driver Fastest Lap

Nr	Team	Car	Class	Driver	Session 1		Session 2		Session 3		Time	Gap	Kph
					Time	Laps	Time	Laps	Time	Laps			
1	46	Thiriet by Tds Racing	Oreca 03 - Nissan	LM P2	<b>Mathias Beche</b>	1:49.810	12	1:49.329	20	1:48.171	6	<b>1:48.171</b>	192.7
2	17	Status GP	Lola B12/80 Coupe - Judd HK	LM P2	<b>Yelmer Buurman</b>	1:55.958	4	1:49.634	12	1:48.482	8	<b>1:48.482</b>	0.311 192.2
3	18	Murphy Prototypes	Oreca 03 - Nissan	LM P2	<b>Warren Hughes</b>	1:48.650	17	1:50.195	7	1:49.122	5	<b>1:48.650</b>	0.479 191.9
4	17	Status GP	Lola B12/80 Coupe - Judd HK	LM P2	<b>Alexander Sims</b>	1:50.071	15	1:48.740	12			<b>1:48.740</b>	0.569 191.7
5	1	Greaves Motorsport	Zytek Z11SN - Nissan	LM P2	<b>Alex Brundle</b>			1:48.741	17			<b>1:48.741</b>	0.570 191.7
6	1	Greaves Motorsport	Zytek Z11SN - Nissan	LM P2	<b>Tom Kimber-Smith</b>	1:49.052	16			1:48.882	6	<b>1:48.882</b>	0.711 191.5
7	24	OAK Racing	Morgan - Judd	LM P2	<b>Guillaume Moreau</b>	1:49.531	19			1:48.977	5	<b>1:48.977</b>	0.806 191.3
8	10	Pecom Racing	Oreca 03 - Nissan	LM P2	<b>Pierre Kaffer</b>	1:49.606	10	1:49.697	13	1:49.068	6	<b>1:49.068</b>	0.897 191.1
9	19	Sebastien Loeb Racing	Oreca 03 - Nissan	LM P2	<b>Stéphane Sarrazin</b>	1:50.886	10	1:49.716	11	1:49.157	6	<b>1:49.157</b>	0.986 191.0
10	24	OAK Racing	Morgan - Judd	LM P2	<b>Dominik Kraihamer</b>			1:49.301	26			<b>1:49.301</b>	1.130 190.7
11	38	Jota	Zytek Z11SN - Nissan	LM P2	<b>Sam Hancock</b>	1:55.494	6	1:52.325	15	1:49.687	5	<b>1:49.687</b>	1.516 190.1
12	1	Greaves Motorsport	Zytek Z11SN - Nissan	LM P2	<b>Lucas Ordofez</b>		1	1:50.078	23			<b>1:50.078</b>	1.907 189.4
13	11	Race Performance	Oreca 03 - Judd	LM P2	<b>Jonathan Hirschi</b>	1:50.160	18	1:51.618	7			<b>1:50.160</b>	1.989 189.2
14	11	Race Performance	Oreca 03 - Judd	LM P2	<b>Michel Frey</b>	1:53.651	4	1:51.125	9	1:50.193	5	<b>1:50.193</b>	2.022 189.2
15	19	Sebastien Loeb Racing	Oreca 03 - Nissan	LM P2	<b>Nicolas Minassian</b>	1:50.488	10	1:51.170	10			<b>1:50.488</b>	2.317 188.7
16	46	Thiriet by Tds Racing	Oreca 03 - Nissan	LM P2	<b>Pierre Thiriet</b>	1:50.598	14	1:51.316	19			<b>1:50.598</b>	2.427 188.5
17	45	Boutsen Ginion Racing	Oreca 03 - Nissan	LM P2	<b>Jack Clarke</b>	1:50.718	18					<b>1:50.718</b>	2.547 188.3
18	38	Jota	Zytek Z11SN - Nissan	LM P2	<b>Simon Dolan</b>	1:53.129	15	1:50.927	19			<b>1:50.927</b>	2.756 187.9
19	10	Pecom Racing	Oreca 03 - Nissan	LM P2	<b>Gianmaria Bruni</b>	1:52.054	11	1:51.049	15			<b>1:51.049</b>	2.878 187.7
20	19	Sebastien Loeb Racing	Oreca 03 - Nissan	LM P2	<b>Nicolas Marroc</b>	1:52.586	6	1:51.454	15			<b>1:51.454</b>	3.283 187.1
21	24	OAK Racing	Morgan - Judd	LM P2	<b>Jacques Nicolet</b>	1:51.663	12	1:52.660	13			<b>1:51.663</b>	3.492 186.7
22	18	Murphy Prototypes	Oreca 03 - Nissan	LM P2	<b>Jody Firth</b>	1:52.093	5	1:51.786	11			<b>1:51.786</b>	3.615 186.5
23	11	Race Performance	Oreca 03 - Judd	LM P2	<b>Ralph Meichtry</b>			1:51.879	15			<b>1:51.879</b>	3.708 186.3
24	10	Pecom Racing	Oreca 03 - Nissan	LM P2	<b>Luis Perez Companc</b>	1:53.668	6	1:52.055	14			<b>1:52.055</b>	3.884 186.0
25	18	Murphy Prototypes	Oreca 03 - Nissan	LM P2	<b>Luca Moro</b>	1:53.495	7	1:53.477	16			<b>1:53.477</b>	5.306 183.7
26	44	Extreme Limite Aric	Norma M200P - Judd	LM P2	<b>Fabien Rosier</b>	1:54.181	11	1:53.922	4			<b>1:53.922</b>	5.751 183.0
27	17	Status GP	Lola B12/80 Coupe - Judd HK	LM P2	<b>Dean Stirling</b>	1:57.814	6	1:54.407	13			<b>1:54.407</b>	6.236 182.2
28	40	Boutsen Ginion Racing	Formula Le Mans - Oreca - 09	LM PC	<b>Massimo Vignali</b>	1:56.173	12	1:57.151	14	1:55.338	8	<b>1:55.338</b>	7.167 180.8
29	42	Curtis Racing Technologies	Formula Le Mans - Oreca - 09	LM PC	<b>Phil Keen</b>			1:57.614	3	1:55.410	4	<b>1:55.410</b>	7.239 180.6
30	44	Extreme Limite Aric	Norma M200P - Judd	LM P2	<b>Philippe Thirion</b>	1:56.582	12	1:57.995	16			<b>1:56.582</b>	8.411 178.8
31	83	JMB Racing	Ferrari 458 Italia	LM GTE Pro	<b>Jaime Melo</b>	1:59.915	14	1:58.169	3	1:57.630	4	<b>1:57.630</b>	9.459 177.2
32	42	Curtis Racing Technologies	Formula Le Mans - Oreca - 09	LM PC	<b>Alex Kapadia</b>	1:58.085	13		5			<b>1:58.085</b>	9.914 176.5
33	75	Prospeed Competition	Porsche 911 RSR (997)	LM GTE Am	<b>Marc Goossens</b>	2:00.506	15	1:59.192	17	1:58.388	3	<b>1:58.388</b>	10.217 176.1
34	67	Imsa Performance Matmut	Porsche 911 RSR (997)	LM GTE Am	<b>Nicolas Armindo</b>	2:00.914	7	1:58.995	12	1:58.428	4	<b>1:58.428</b>	10.257 176.0
35	66	JMW Motorsport	Ferrari 458 Italia	LM GTE Pro	<b>James Walker</b>	1:59.168	12	1:58.449	27	1:58.517	5	<b>1:58.449</b>	10.278 176.0
36	69	Gulf Racing	Aston Martin Vantage	LM GTE Am	<b>Stuart Hall</b>	1:59.968	17	1:58.797	17	1:58.532	6	<b>1:58.532</b>	10.361 175.9
37	83	JMB Racing	Ferrari 458 Italia	LM GTE Pro	<b>Marco Frezza</b>	2:00.392	9	1:58.544	26			<b>1:58.544</b>	10.373 175.9
38	40	Boutsen Ginion Racing	Formula Le Mans - Oreca - 09	LM PC	<b>Jean Marc Merlin</b>	2:00.123	5	1:58.801	23			<b>1:58.801</b>	10.630 175.5
39	60	AF Corse	Ferrari 458 Italia	LM GTE Am	<b>Marco Cioci</b>	2:00.124	15	1:59.746	11	1:58.803	7	<b>1:58.803</b>	10.632 175.5
40	61	Kessel Racing	Ferrari 458 Italia	LM GTE Pro	<b>Philipp Peter</b>	1:59.934	10	1:59.273	16	1:59.082	8	<b>1:59.082</b>	10.911 175.1
41	67	Imsa Performance Matmut	Porsche 911 RSR (997)	LM GTE Am	<b>Raymond Narac</b>	1:59.921	14	2:00.292	7			<b>1:59.921</b>	11.750 173.8
42	99	JMB Racing	Ferrari 458 Italia	LM GTE Am	<b>Alain Ferte</b>	2:02.872	16	2:00.853	13	2:00.182	3	<b>2:00.182</b>	12.011 173.5
43	66	JMW Motorsport	Ferrari 458 Italia	LM GTE Pro	<b>Jonathan Cocker</b>	2:02.026	10	2:00.572	10			<b>2:00.572</b>	12.401 172.9
44	75	Prospeed Competition	Porsche 911 RSR (997)	LM GTE Am	<b>Maxime Soulet</b>	2:00.831	13	2:01.157	19			<b>2:00.831</b>	12.660 172.5
45	40	Boutsen Ginion Racing	Formula Le Mans - Oreca - 09	LM PC	<b>Thomas Dagoneau</b>	2:01.044	11					<b>2:01.044</b>	12.873 172.2
46	60	AF Corse	Ferrari 458 Italia	LM GTE Am	<b>Pierrgiuseppe Perazzini</b>	2:01.151	18	2:02.644	14			<b>2:01.151</b>	12.980 172.1
47	67	Imsa Performance Matmut	Porsche 911 RSR (997)	LM GTE Am	<b>Anthony Pons</b>	2:01.329	12	2:02.849	20			<b>2:01.329</b>	13.158 171.8
48	60	AF Corse	Ferrari 458 Italia	LM GTE Am	<b>Matt Griffin</b>			2:01.651	11			<b>2:01.651</b>	13.480 171.4
49	61	Kessel Racing	Ferrari 458 Italia	LM GTE Pro	<b>Michael Broniszewski</b>	2:03.074	8	2:01.755	23			<b>2:01.755</b>	13.584 171.2
50	99	JMB Racing	Ferrari 458 Italia	LM GTE Am	<b>Philippe Iliano</b>	2:05.002	11	2:03.577	14			<b>2:03.577</b>	15.406 168.7
51	42	Curtis Racing Technologies	Formula Le Mans - Oreca - 09	LM PC	<b>John Hartshorne</b>	2:04.369	5		1			<b>2:04.369</b>	16.198 167.6
52	69	Gulf Racing	Aston Martin Vantage	LM GTE Am	<b>Ronald Goethe</b>	2:06.881	12	2:05.887	14			<b>2:05.887</b>	17.716 165.6
53	45	Boutsen Ginion Racing	Oreca 03 - Nissan	LM P2	<b>Bastien Brière</b>								
54	45	Boutsen Ginion Racing	Oreca 03 - Nissan	LM P2	<b>Sébastien Buemi</b>								



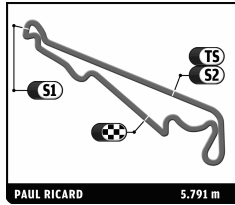
**ELMS**  
6 HEURES DU CASTELLET  
After Qualifying Practice

Provisional Classification by Driver Fastest Lap

Nr	Team	Car	Class	Driver	Session 1		Session 2		Session 3		Time	Gap	Kph
					Time	Laps	Time	Laps	Time	Laps			

Published at: .....

<b>Race Director:</b>	<b>Timekeeper:</b>
-----------------------	--------------------



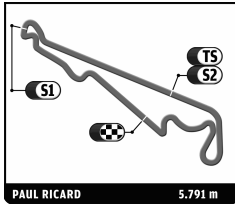
## ELMS

### 6 HEURES DU CASTELLET

After Qualifying Practice

### Provisional Classification by Driver And Class Fastest Lap

Nr	Team	Car	Class	Driver	Time	Laps	Gap	Kph	Session
<b>LM P2</b>									
1	46 Thiriet by Tds Racing	Oreca 03 - Nissan	LM P2	Mathias Beche	1:48.171	38		192.7	Qualifying Practice
2	17 Status GP	Lola B12/80 Coupe - Judd HK	LM P2	Yelmer Buurman	1:48.482	24	0.311	192.2	Qualifying Practice
3	18 Murphy Prototypes	Oreca 03 - Nissan	LM P2	Warren Hughes	1:48.650	29	0.479	191.9	Free Practice 1
4	17 Status GP	Lola B12/80 Coupe - Judd HK	LM P2	Alexander Sims	1:48.740	27	0.569	191.7	Free Practice 2
5	1 Greaves Motorsport	Zytek Z11SN - Nissan	LM P2	Alex Brundle	1:48.741	17	0.570	191.7	Free Practice 2
6	1 Greaves Motorsport	Zytek Z11SN - Nissan	LM P2	Tom Kimber-Smith	1:48.882	22	0.711	191.5	Qualifying Practice
7	24 OAK Racing	Morgan - Judd	LM P2	Guillaume Moreau	1:48.977	24	0.806	191.3	Qualifying Practice
8	10 Pecom Racing	Oreca 03 - Nissan	LM P2	Pierre Kaffer	1:49.068	29	0.897	191.1	Qualifying Practice
9	19 Sebastien Loeb Racing	Oreca 03 - Nissan	LM P2	Stéphane Sarrazin	1:49.157	27	0.986	191.0	Qualifying Practice
10	24 OAK Racing	Morgan - Judd	LM P2	Dominik Kraihamer	1:49.301	26	1.130	190.7	Free Practice 2
11	38 Jota	Zytek Z11SN - Nissan	LM P2	Sam Hancock	1:49.687	26	1.516	190.1	Qualifying Practice
12	1 Greaves Motorsport	Zytek Z11SN - Nissan	LM P2	Lucas Ordoñez	1:50.078	24	1.907	189.4	Free Practice 2
13	11 Race Performance	Oreca 03 - Judd	LM P2	Jonathan Hirschi	1:50.160	25	1.989	189.2	Free Practice 1
14	11 Race Performance	Oreca 03 - Judd	LM P2	Michel Frey	1:50.193	18	2.022	189.2	Qualifying Practice
15	19 Sebastien Loeb Racing	Oreca 03 - Nissan	LM P2	Nicolas Minessian	1:50.488	20	2.317	188.7	Free Practice 1
16	46 Thiriet by Tds Racing	Oreca 03 - Nissan	LM P2	Pierre Thiriet	1:50.598	33	2.427	188.5	Free Practice 1
17	45 Boutsen Ginion Racing	Oreca 03 - Nissan	LM P2	Jack Clarke	1:50.718	18	2.547	188.3	Free Practice 1
18	38 Jota	Zytek Z11SN - Nissan	LM P2	Simon Dolan	1:50.927	34	2.756	187.9	Free Practice 2
19	10 Pecom Racing	Oreca 03 - Nissan	LM P2	Gianmaria Bruni	1:51.049	26	2.878	187.7	Free Practice 2
20	19 Sebastien Loeb Racing	Oreca 03 - Nissan	LM P2	Nicolas Marroc	1:51.454	21	3.283	187.1	Free Practice 2
21	24 OAK Racing	Morgan - Judd	LM P2	Jacques Nicolet	1:51.663	25	3.492	186.7	Free Practice 1
22	18 Murphy Prototypes	Oreca 03 - Nissan	LM P2	Jody Firth	1:51.786	16	3.615	186.5	Free Practice 2
23	11 Race Performance	Oreca 03 - Judd	LM P2	Ralph Meichtry	1:51.879	15	3.708	186.3	Free Practice 2
24	10 Pecom Racing	Oreca 03 - Nissan	LM P2	Luis Perez Companc	1:52.055	20	3.884	186.0	Free Practice 2
25	18 Murphy Prototypes	Oreca 03 - Nissan	LM P2	Luca Maro	1:53.477	23	5.306	183.7	Free Practice 2
26	44 Extreme Limite Aric	Norma M200P - Judd	LM P2	Fabien Rosier	1:53.922	15	5.751	183.0	Free Practice 2
27	17 Status GP	Lola B12/80 Coupe - Judd HK	LM P2	Dean Stirling	1:54.407	19	6.236	182.2	Free Practice 2
28	44 Extreme Limite Aric	Norma M200P - Judd	LM P2	Philippe Thirion	1:56.582	28	8.411	178.8	Free Practice 1
2	45 Boutsen Ginion Racing	Oreca 03 - Nissan	LM P2	Bastien Brière					
1	45 Boutsen Ginion Racing	Oreca 03 - Nissan	LM P2	Sébastien Buemi					
<b>LM GTE Pro</b>									
1	83 JMB Racing	Ferrari 458 Italia	LM GTE Pro	Jaime Melo	1:57.630	21		177.2	Qualifying Practice
2	66 JMW Motorsport	Ferrari 458 Italia	LM GTE Pro	James Walker	1:58.449	44	0.819	176.0	Free Practice 2
3	83 JMB Racing	Ferrari 458 Italia	LM GTE Pro	Marco Frezza	1:58.544	35	0.914	175.9	Free Practice 2
4	61 Kessel Racing	Ferrari 458 Italia	LM GTE Pro	Philipp Peter	1:59.082	34	1.452	175.1	Qualifying Practice
5	66 JMW Motorsport	Ferrari 458 Italia	LM GTE Pro	Jonathan Cocker	2:00.572	20	2.942	172.9	Free Practice 2
6	61 Kessel Racing	Ferrari 458 Italia	LM GTE Pro	Michael Broniszewski	2:01.755	31	4.125	171.2	Free Practice 2
<b>LM GTE Am</b>									
1	75 Prospeed Competition	Porsche 911 RSR (997)	LM GTE Am	Marc Goossens	1:58.388	35		176.1	Qualifying Practice
2	67 Imsa Performance Matmut	Porsche 911 RSR (997)	LM GTE Am	Nicolas Armindo	1:58.428	23	0.040	176.0	Qualifying Practice
3	69 Gulf Racing	Aston Martin Vantage	LM GTE Am	Stuart Hall	1:58.532	40	0.144	175.9	Qualifying Practice
4	60 AF Corse	Ferrari 458 Italia	LM GTE Am	Marco Cioci	1:58.803	33	0.415	175.5	Qualifying Practice
5	67 Imsa Performance Matmut	Porsche 911 RSR (997)	LM GTE Am	Raymond Narac	1:59.921	21	1.533	173.8	Free Practice 1
6	99 JMB Racing	Ferrari 458 Italia	LM GTE Am	Alain Ferte	2:00.182	32	1.794	173.5	Qualifying Practice
7	75 Prospeed Competition	Porsche 911 RSR (997)	LM GTE Am	Maxime Soulet	2:00.831	32	2.443	172.5	Free Practice 1
8	60 AF Corse	Ferrari 458 Italia	LM GTE Am	Piergiuseppe Perazzini	2:01.151	32	2.763	172.1	Free Practice 1
9	67 Imsa Performance Matmut	Porsche 911 RSR (997)	LM GTE Am	Anthony Pons	2:01.329	32	2.941	171.8	Free Practice 1
10	60 AF Corse	Ferrari 458 Italia	LM GTE Am	Matt Griffin	2:01.651	11	3.263	171.4	Free Practice 2
11	99 JMB Racing	Ferrari 458 Italia	LM GTE Am	Philippe Illiano	2:03.577	25	5.189	168.7	Free Practice 2
12	69 Gulf Racing	Aston Martin Vantage	LM GTE Am	Roald Goethe	2:05.887	26	7.499	165.6	Free Practice 2
<b>LM PC</b>									
1	40 Boutsen Ginion Racing	Formula Le Mans - Oreca - 09	LM PC	Massimo Vignali	1:55.338	34		180.8	Qualifying Practice
2	42 Curtis Racing Technologies	Formula Le Mans - Oreca - 09	LM PC	Phil Keen	1:55.410	7	0.072	180.6	Qualifying Practice
3	42 Curtis Racing Technologies	Formula Le Mans - Oreca - 09	LM PC	Alex Kapadia	1:58.085	18	2.747	176.5	Free Practice 1
4	40 Boutsen Ginion Racing	Formula Le Mans - Oreca - 09	LM PC	Jean Marc Merlin	1:58.801	28	3.463	175.5	Free Practice 2
5	40 Boutsen Ginion Racing	Formula Le Mans - Oreca - 09	LM PC	Thomas Dogoneau	2:01.044	11	5.706	172.2	Free Practice 1
6	42 Curtis Racing Technologies	Formula Le Mans - Oreca - 09	LM PC	John Hartshorne	2:04.369	6	9.031	167.6	Free Practice 1



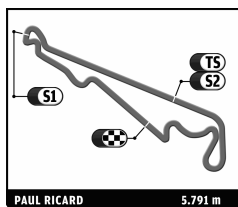
**ELMS**  
**6 HEURES DU CASTELLET**  
 After Qualifying Practice

Provisional Classification by Driver And Class Fastest Lap

Nr	Team	Car	Class	Driver	Time	Laps	Gap	Kph	Session
----	------	-----	-------	--------	------	------	-----	-----	---------

Published at: .....

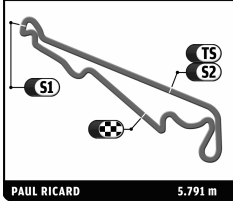
<b>Race Director:</b>	<b>Timekeeper:</b>
-----------------------	--------------------



**ELMS**  
**6 HEURES DU CASTELLET**  
 Qualifying Practice

Best Sector Times

SECTOR 1			SECTOR 2		SECTOR 3		Pos	Team	Ideal Lap	Best Lap
Pos	Driver	Time	Driver	Time	Driver	Time				
1	46 M.Beche	32.472	18 W.Hughes	28.634	46 M.Beche	46.843	1	46 Thiriet by Tds Racing	1'48.171	1:48.171 (1)
2	17 Y.Buurman	32.656	24 G.Moreau	28.650	1 T.Kimber-Smith	47.010	2	17 Status GP	1'48.465	1:48.482 (2)
3	19 S.Sarrazin	32.719	11 M.Frey	28.717	17 Y.Buurman	47.044	3	1 Greaves Motorsport	1'48.765	1:48.882 (3)
4	10 P.Kaffer	32.742	17 Y.Buurman	28.765	10 P.Kaffer	47.307	4	24 OAK Racing	1'48.778	1:48.977 (4)
5	24 G.Moreau	32.799	38 S.Hancock	28.816	24 G.Moreau	47.329	5	10 Pecom Racing	1'49.057	1:49.068 (5)
6	18 W.Hughes	32.855	1 T.Kimber-Smith	28.847	19 S.Sarrazin	47.340	6	19 Sebastien Loeb Racing	1'49.062	1:49.157 (7)
7	1 T.Kimber-Smith	32.908	46 M.Beche	28.856	18 W.Hughes	47.581	7	18 Murphy Prototypes	1'49.070	1:49.122 (6)
8	38 S.Hancock	33.072	19 S.Sarrazin	29.003	38 S.Hancock	47.799	8	38 Jota	1'49.687	1:49.687 (8)
9	11 M.Frey	33.139	10 P.Kaffer	29.008	11 M.Frey	48.337	9	11 Race Performance	1'50.193	1:50.193 (9)
10	42 P.Keen	34.679	42 P.Keen	30.042	40 M.Vignali	50.001	10	40 Boutsen Ginion Racing	1'55.003	1:55.338 (10)
11	40 M.Vignali	34.806	40 M.Vignali	30.196	42 P.Keen	50.689	11	42 Curtis Racing Technologies	1'55.410	1:55.410 (11)
12	83 J.Melo	34.878	69 S.Hall	30.345	83 J.Melo	51.874	12	83 JMB Racing	1'57.630	1:57.630 (12)
13	60 M.Cioci	35.320	61 P.Peter	30.644	66 J.Walker	52.107	13	69 Gulf Racing	1'58.203	1:58.532 (16)
14	75 M.Goossens	35.385	75 M.Goossens	30.674	67 N.Armando	52.116	14	67 Imsa Performance Matmut	1'58.347	1:58.428 (14)
15	67 N.Armando	35.443	67 N.Armando	30.788	60 M.Cioci	52.311	15	75 Prospeed Competition	1'58.388	1:58.388 (13)
16	66 J.Walker	35.460	83 J.Melo	30.878	75 M.Goossens	52.329	16	66 JMW Motorsport	1'58.458	1:58.517 (15)
17	69 S.Hall	35.474	66 J.Walker	30.891	69 S.Hall	52.384	17	60 AF Corse	1'58.702	1:58.803 (17)
18	61 P.Peter	35.590	60 M.Cioci	31.071	61 P.Peter	52.547	18	61 Kessel Racing	1'58.781	1:59.082 (18)
19	99 A.Ferte	36.097	99 A.Ferte	31.086	99 A.Ferte	52.999	19	99 JMB Racing	2'00.182	2:00.182 (19)

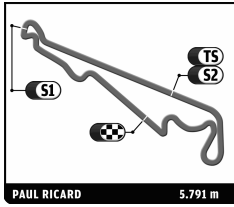


**ELMS**  
**6 HEURES DU CASTELLET**  
 Qualifying Practice

Best Top Speeds

Team	Car	Class	Top Speed Driver	Top 1		Top 2		Top 3		Top 4		Top 5		Avg
				Kph	Lap	Kph	Lap	Kph	Lap	Kph	Lap	Kph	Lap	
11 Race Performance	Oreca 03 - Judd	LM P2	M. Frey	279.8	4	278.4	3	277.6	2	274.8	1	257.8	5	273,7
24 OAK Racing	Morgan - Judd	LM P2	G. Moreau	279.8	3	279.1	5	278.4	4	277.6	2	269.3	1	276,8
18 Murphy Prototypes	Oreca 03 - Nissan	LM P2	W. Hughes	279.1	4	278.4	3	277.6	2	277.6	5	205.7	1	263,7
1 Greaves Motorsport	Zytek Z11SN - Nissan	LM P2	T. Kimber-Smith	275.5	6	274.8	3	274.8	5	273.4	2	272.0	1	274,1
17 Status GP	Lola B12/80 Coupe - Judd HK	LM P2	Y. Buurman	275.5	8	274.8	4	274.8	6	274.8	7	274.1	3	274,8
38 Jota	Zytek Z11SN - Nissan	LM P2	S. Hancock	274.1	2	274.1	3	274.1	4	273.4	5	258.4	1	270,8
46 Thiriet by Tds Racing	Oreca 03 - Nissan	LM P2	M. Beche	273.4	5	272.7	3	272.7	4	272.0	2	260.9	1	270,3
10 Pecom Racing	Oreca 03 - Nissan	LM P2	P. Kaffer	273.4	3	272.7	5	272.0	4	271.4	2	265.4	1	271,0
19 Sebastien Loeb Racing	Oreca 03 - Nissan	LM P2	S. Sarrazin	272.7	3	272.7	5	272.0	4	272.0	6	270.7	2	272,0
69 Gulf Racing	Aston Martin Vantage	LM GTE Am	S. Hall	272.0	4	271.4	6	270.7	2	269.3	3	268.0	1	270,3
75 Prospeed Competition	Porsche 911 RSR (997)	LM GTE Am	M. Goossens	268.0	3	268.0	2	264.7	1					266,9
61 Kessel Racing	Ferrari 458 Italia	LM GTE Pro	P. Peter	266.7	4	266.0	5	266.0	6	266.0	7	266.0	8	266,1
67 Imsa Performance Matmut	Porsche 911 RSR (997)	LM GTE Am	N. Armindo	266.0	4	265.4	3	264.7	2	262.1	1			264,6
40 Boutsen Ginion Racing	Formula Le Mans - Oreca - 09	LM PC	M. Vignali	264.7	7	264.7	8	263.4	4	263.4	6	262.8	5	263,8
66 JMW Motorsport	Ferrari 458 Italia	LM GTE Pro	J. Walker	263.4	4	262.8	3	262.8	5	262.1	2	261.5	1	262,5
42 Curtis Racing Technologies	Formula Le Mans - Oreca - 09	LM PC	P. Keen	263.4	4	263.4	3	262.1	2	259.6	1			262,1
60 AF Corse	Ferrari 458 Italia	LM GTE Am	M. Cioci	261.5	6	260.9	5	260.9	7	260.2	4	259.6	2	260,6
83 JMB Racing	Ferrari 458 Italia	LM GTE Pro	J. Melo	261.5	4	260.9	3	259.0	1	259.0	2			260,1
99 JMB Racing	Ferrari 458 Italia	LM GTE Am	A. Ferte	259.6	3	259.6	2	252.9	1					257,4
44 Extreme Limite Aric	Norma M200P - Judd	LM P2												
45 Boutsen Ginion Racing	Oreca 03 - Nissan	LM P2												

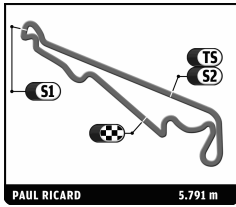




ELMS  
6 HEURES DU CASTELLET  
Qualifying Practice

Fastest Lap Sequence

Practice Time	Team	Car	Class	Driver	Time	Kph	Lap
4:36.751	19 Sebastien Loeb Racing	Oreca 03 - Nissan	LM P2	Stéphane Sarrazin	1:49.917	189.7	2
5:30.306	24 OAK Racing	Morgan - Judd	LM P2	Guillaume Moreau	1:49.717	190.0	2
6:26.114	19 Sebastien Loeb Racing	Oreca 03 - Nissan	LM P2	Stéphane Sarrazin	1:49.363	190.6	3
7:19.283	24 OAK Racing	Morgan - Judd	LM P2	Guillaume Moreau	1:48.977	191.3	3
10:50.665	46 Thiriet by Tds Racing	Oreca 03 - Nissan	LM P2	Mathias Beche	1:48.460	192.2	4
12:38.836	46 Thiriet by Tds Racing	Oreca 03 - Nissan	LM P2	Mathias Beche	1:48.171	192.7	5

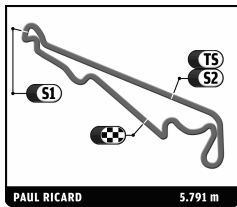


## ELMS 6 HEURES DU CASTELLET Qualifying Practice

### Sector Analysis

■ Personal Best ■ Session Best B Crossing the finish line in pit lane

Lap	D	Time	Sector 1	Sector 2	Sector 3	T. Spd	Elapsed	Lap	D	Time	Sector 1	Sector 2	Sector 3	T. Spd	Elapsed
<b>1</b>		<b>Greaves Motorsport</b>		3. Alex Brundle		Zytek Z11SN - Nissan LM P2									
1. Lucas Ordoñez		2. Tom Kimber-Smith													
1	2	9:05.114	7:40.908	30.277	53.929	272.0	9:05.114	1	2	3:40.589	2:20.274	29.920	50.395	269.3	3:40.589
2	2	1:49.456	33.260	28.903	47.293	273.4	10:54.570	2	2	1:49.717	33.483	28.772	47.462	277.6	5:30.306
3	2	<b>1:48.882</b>	33.025	<b>28.847</b>	<b>47.010</b>	274.8	12:43.452	3	2	<b>1:48.977</b>	<b>32.799</b>	28.690	47.488	279.8	7:19.283
4	2	1:55.223	33.602	29.991	51.630	271.4	14:38.675	4	2	1:48.983	33.004	<b>28.650</b>	<b>47.329</b>	278.4	9:08.266
5	2	1:50.074	32.973	28.868	48.233	274.8	16:28.749	5	2	1:56.193	33.180	28.863	54.150	279.1	11:04.459
6	2	1:48.955	<b>32.908</b>	28.874	47.173	275.5	18:17.704								
<b>10</b>		<b>Pecom Racing</b>		3. Pierre Kaffer		Oreca 03 - Nissan LM P2									
1. Luis Perez Companc		2. Gianmaria Bruni													
1	3	8:07.878	6:45.479	31.983	50.416	265.4	8:07.878								
2	3	1:50.385	33.439	29.243	47.703	271.4	9:58.263								
3	3	1:49.719	32.953	29.180	47.586	273.4	11:47.982								
4	3	<b>1:49.068</b>	<b>32.742</b>	29.019	<b>47.307</b>	272.0	13:37.050								
5	3	1:49.387	32.850	<b>29.008</b>	47.529	272.7	15:26.437								
6	3	1:58.184	32.996	32.618	52.570	205.7	17:24.621								
<b>11</b>		<b>Race Performance</b>		3. Jonathan Hirschi		Oreca 03 - Judd LM P2									
1. Michel Frey		2. Ralph Meichtry													
1	1	10:27.182	9:07.790	29.490	49.902	274.8	10:27.182								
2	1	1:50.776	33.392	28.794	48.590	277.6	12:17.958								
3	1	1:50.585	33.250	28.828	48.507	278.4	14:08.543								
4	1	<b>1:50.193</b>	<b>33.139</b>	<b>28.717</b>	<b>48.337</b>	279.8	15:58.736								
5	1	1:55.535	33.614	29.943	51.978	257.8	17:54.271								
<b>17</b>		<b>Status GP</b>		3. Dean Stirling		Lola B12/80 Coupe - Judd HK LM P2									
1. Yelmer Buurman		2. Alexander Sims													
1	1	7:24.744	5:55.263	34.374	55.107	262.1	7:24.744								
2	1	1:57.615	36.502	30.165	50.948	273.4	9:22.359								
3	1	1:52.690	34.555	29.203	48.932	274.1	11:15.049								
4	1	1:49.336	33.252	28.772	47.312	274.8	13:04.385								
5	1	1:48.837	32.818	28.862	47.157	274.1	14:53.222								
6	1	1:51.733	33.114	29.765	48.854	274.8	16:44.955								
7	1	<b>1:48.482</b>	32.673	<b>28.765</b>	<b>47.044</b>	274.8	18:33.437								
8	1	1:48.618	<b>32.656</b>	28.774	47.188	275.5	20:22.055								
<b>18</b>		<b>Murphy Prototypes</b>		3. Luca Moro		Oreca 03 - Nissan LM P2									
1. Jody Firth		2. Warren Hughes													
1	2	8:18.575	6:50.310	32.788	55.477	205.7	8:18.575								
2	2	1:50.182	33.411	28.810	47.961	277.6	10:08.757								
3	2	<b>1:49.122</b>	32.907	<b>28.634</b>	<b>47.581</b>	278.4	11:57.879								
4	2	1:49.199	<b>32.855</b>	28.724	47.620	279.1	13:47.078								
5	2	1:49.541	33.014	28.754	47.773	277.6	15:36.619								
<b>19</b>		<b>Sebastien Loeb Racing</b>		3. Stéphane Sarrazin		Oreca 03 - Nissan LM P2									
1. Nicolas Marroc		2. Nicolas Minassian													
1	3	2:46.834	1:24.500	30.585	51.749	269.3	2:46.834								
2	3	1:49.917	33.203	29.129	47.585	270.7	4:36.751								
3	3	1:49.363	32.917	<b>29.003</b>	47.443	272.7	6:26.114								
4	3	1:49.509	32.799	29.125	47.585	272.0	8:15.623								
5	3	1:49.263	32.743	29.030	47.490	272.7	10:04.886								
6	3	<b>1:49.157</b>	32.748	29.069	<b>47.340</b>	272.0	11:54.043								
<b>24</b>		<b>OAK Racing</b>		3. Dominik Kraihamer		Morgan - Judd LM P2									
1. Jacques Nicolet		2. Guillaume Moreau													
1	2	3:40.589	2:20.274	29.920	50.395	269.3	3:40.589								
2	2	1:49.717	33.483	28.772	47.462	277.6	5:30.306								
3	2	<b>1:48.977</b>	<b>32.799</b>	28.690	47.488	279.8	7:19.283								
4	2	1:48.983	33.004	<b>28.650</b>	<b>47.329</b>	278.4	9:08.266								
5	2	1:56.193	33.180	28.863	54.150	279.1	11:04.459								
<b>38</b>		<b>Jota</b>		3. Jean Marc Merlin		Zytek Z11SN - Nissan LM P2									
1. Simon Dolan		2. Sam Hancock													
1	2	5:59.549	4:36.690	30.792	52.067	258.4	5:59.549								
2	2	1:50.147	33.369	28.911	47.867	274.1	7:49.696								
3	2	1:50.793	33.250	28.880	48.663	274.1	9:40.489								
4	2	<b>1:49.687</b>	<b>33.072</b>	<b>28.816</b>	<b>47.799</b>	274.1	11:30.176								
5	2	2:03.782 B	33.580	28.893	1:01.309	273.4	13:33.958								
<b>40</b>		<b>Boutsen Ginion Racing</b>		3. Jean Marc Merlin		Formula Le Mans - Oreca - 09 LM PC									
1. Thomas Dagoneau		2. Massimo Vignali													
1	2	6:48.150	5:24.221	31.289	52.640	259.6	6:48.150								
2	2	1:57.125	35.890	30.558	50.677	262.1	8:45.275								
3	2	1:56.766	35.544	30.510	50.712	262.1	10:42.041								
4	2	1:55.624	35.213	30.410	<b>50.001</b>	263.4	12:37.665								
5	2	1:55.632	34.933	30.256	50.443	262.8	14:33.297								
6	2	1:55.501	34.976	<b>30.196</b>	50.329	263.4	16:28.798								
7	2	<b>1:55.338</b>	<b>34.806</b>	30.245	50.287	264.7	18:24.136								
8	2	1:55.810	34.881	30.238	50.691	264.7	20:19.946								
<b>42</b>		<b>Curtis Racing Technologies</b>		3. Alex Kapadia		Formula Le Mans - Oreca - 09 LM PC									
1. John Hartshorne		2. Phil Keen													
1	2	15:45.994	...	30.672	51.555	259.6	15:45.994								
2	2	1:56.383	35.002	30.390	50.991	262.1	17:42.377								
3	2	1:55.810	34.846	30.124	50.840	263.4	19:38.187								
4	2	<b>1:55.410</b>	<b>34.679</b>	<b>30.042</b>	<b>50.689</b>	263.4	21:33.597								
<b>46</b>		<b>Thiriet by Tds Racing</b>		3. Piergiuseppe Perazzini		Oreca 03 - Nissan LM P2									
1. Mathias Beche		2. Pierre Thiriet													
1	1	5:16.787	3:57.009	30.797	48.981	260.9	5:16.787								
2	1	1:55.558	36.335	29.616	49.607	272.0	7:12.345								
3	1	1:49.860	32.760	28.864	48.236	272.7	9:02.205								
4	1	1:48.460	32.623	28.894	46.943	272.7	10:50.665								
5	1	<b>1:48.171</b>	<b>32.472</b>	<b>28.856</b>	<b>46.843</b>	273.4	12:38.836								
6	1	2:21.153 B	38.053	35.715	1:07.385	203.0	14:59.989								
<b>60</b>		<b>AF Corse</b>		3. Piergiuseppe Perazzini		Ferrari 458 Italia LM GTE Am									
1. Marco Cioci		2. Matt Griffin													
1	1	36:51.051	...	32.744	55.909	257.8	36:51.051								
2	1	2:03.019	37.382	31.545	54.092	259.6	38:54.070								
3	1	2:00.814	36.508	31.289	53.017	259.6	40:54.884								
4	1	1:59.181	35.637	31.118	52.426	260.2	42:54.065								
5	1	1:59.049	35.462	31.224	52.363	260.9	44:53.114								
6	1	<b>1:58.803</b>	35.421	<b>31.071</b>	<b>52.311</b>	261.5	46:51.917								
7	1	1:59.075	<b>35.320</b>	31.195	52.560	260.9	48:50.992								



## ELMS

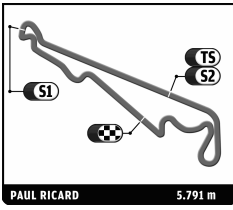
### 6 HEURES DU CASTELLET

#### Qualifying Practice

#### Sector Analysis

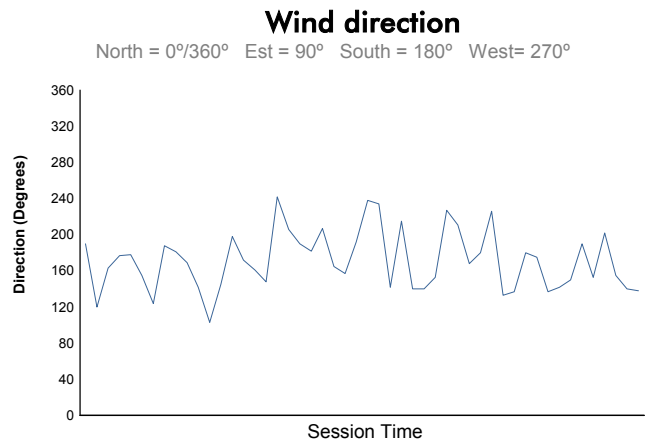
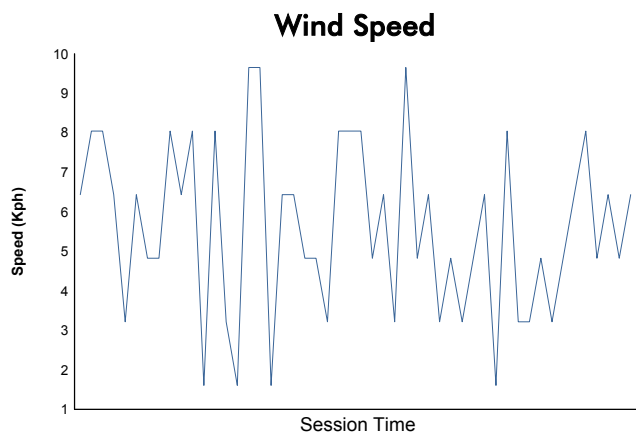
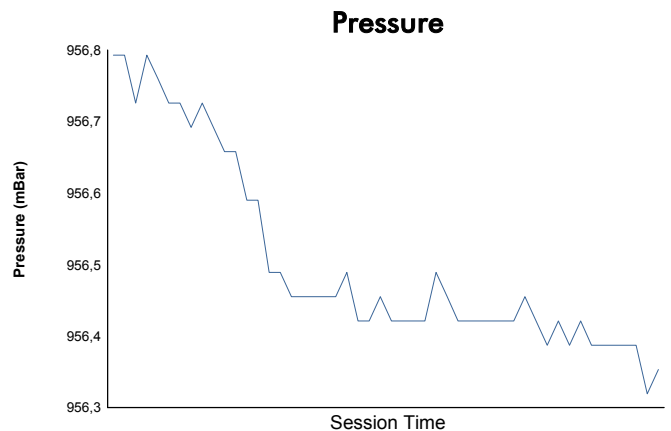
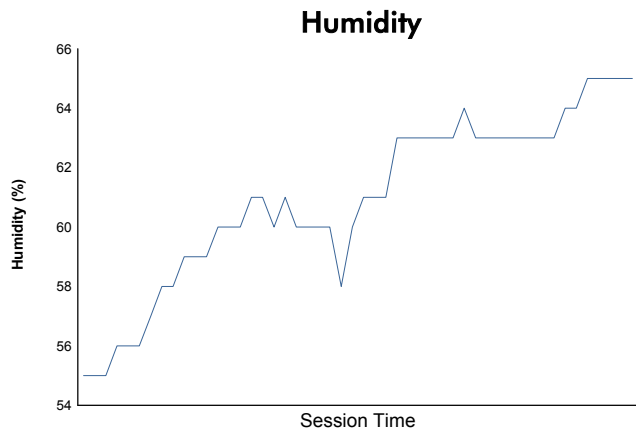
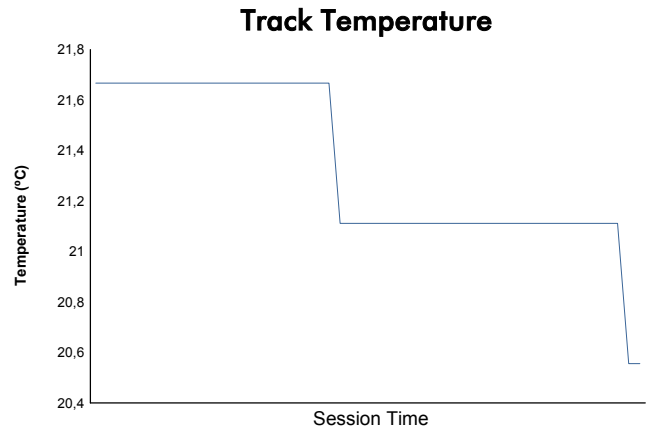
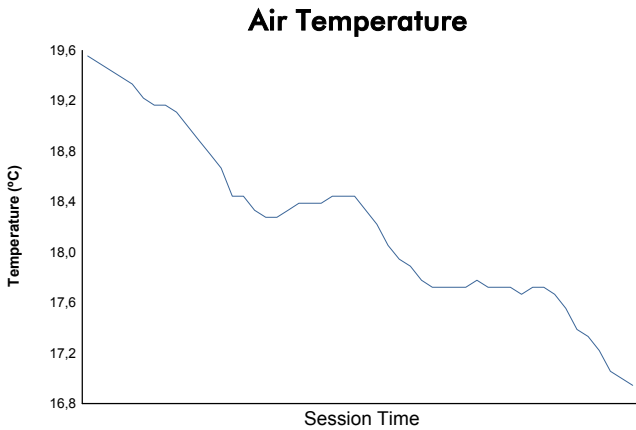
■ Personal Best   
 ■ Session Best   
 ■ Crossing the finish line in pit lane

Lap	D	Time	Sector 1	Sector 2	Sector 3	T. Spd	Elapsed	Lap	D	Time	Sector 1	Sector 2	Sector 3	T. Spd	Elapsed
<b>61</b>		<b>Kessel Racing</b>					Ferrari 458 Italia								
		1. Michael Broniszewski					LM GTE Pro								
		2. Philipp Peter													
1	2	37:35.368	...	32.584	55.739	263.4	37:35.368								
2	2	2:02.526	37.201	31.222	54.103	264.7	39:37.894								
3	2	2:00.326	36.844	30.755	52.727	265.4	41:38.220								
4	2	1:59.121	35.590	30.828	52.703	266.7	43:37.341								
5	2	1:59.082	35.803	30.732	52.547	266.0	45:36.423								
6	2	1:59.114	35.748	30.646	52.720	266.0	47:35.537								
7	2	1:59.176	35.787	30.715	52.674	266.0	49:34.713								
8	2	1:59.130	35.777	30.644	52.709	266.0	51:33.843								
<b>66</b>		<b>JMW Motorsport</b>					Ferrari 458 Italia								
		1. James Walker					LM GTE Pro								
		2. Jonathan Cocker													
1	1	41:18.020	...	31.755	55.168	261.5	41:18.020								
2	1	1:59.179	35.890	30.953	52.336	262.1	43:17.199								
3	1	1:58.707	35.605	30.897	52.205	262.8	45:15.906								
4	1	1:58.581	35.583	30.891	52.107	263.4	47:14.487								
5	1	1:58.517	35.460	30.937	52.120	262.8	49:13.004								
<b>67</b>		<b>Imsa Performance Matmut</b>					Porsche 911 RSR (997)								
		1. Nicolas Armindo					LM GTE Am								
		2. Raymond Narac					3. Anthony Pons								
1	1	41:06.333	...	31.094	57.569	262.1	41:06.333								
2	1	1:59.181	35.820	30.856	52.505	264.7	43:05.514								
3	1	1:58.428	35.443	30.825	52.160	265.4	45:03.942								
4	1	1:58.550	35.646	30.788	52.116	266.0	47:02.492								
<b>69</b>		<b>Gulf Racing</b>					Aston Martin Vantage								
		1. Roald Goethe					LM GTE Am								
		2. Stuart Hall													
1	2	38:25.787	...	31.431	53.427	268.0	38:25.787								
2	2	1:59.113	36.064	30.615	52.434	270.7	40:24.900								
3	2	1:58.532	35.780	30.368	52.384	269.3	42:23.432								
4	2	2:00.404	35.474	30.345	54.585	272.0	44:23.836								
5	2	2:06.388	36.221	33.990	56.177	237.9	46:30.224								
6	2	1:58.811	35.728	30.473	52.610	271.4	48:29.035								
<b>75</b>		<b>Prospeed Competition</b>					Porsche 911 RSR (997)								
		1. Marc Goossens					LM GTE Am								
		2. Maxime Soulet													
1	1	34:35.171	...	31.119	54.446	264.7	34:35.171								
2	1	1:59.374	35.870	30.971	52.533	268.0	36:34.545								
3	1	1:58.388	35.385	30.674	52.329	268.0	38:32.933								
<b>83</b>		<b>JMB Racing</b>					Ferrari 458 Italia								
		1. Jaime Melo					LM GTE Pro								
		2. Marco Frezza													
1	1	42:48.667	...	31.372	53.418	259.0	42:48.667								
2	1	1:58.214	35.174	30.963	52.077	259.0	44:46.881								
3	1	1:57.971	34.970	30.926	52.075	260.9	46:44.852								
4	1	1:57.630	34.878	30.878	51.874	261.5	48:42.482								
<b>99</b>		<b>JMB Racing</b>					Ferrari 458 Italia								
		1. Alain Ferte					LM GTE Am								
		2. Philippe Illiano													
1	1	36:43.076	...	35.805	55.524	252.9	36:43.076								
2	1	2:01.743	36.895	31.245	53.603	259.6	38:44.819								
3	1	2:00.182	36.097	31.086	52.999	259.6	40:45.001								



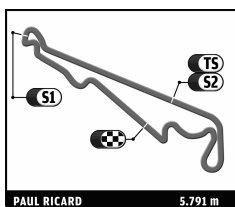
Computerised results and timing service

**6 HEURES DU CASTELLET  
ELMS  
Qualifying Practice  
Weather Report**



Track Status:

**DRY**



# ELMS

## 6 HEURES DU CASTELLET

### Free Practice 2

### Provisional Classification

Nr.	Team	Drivers	Car	Cl	Ty	Time	Lap	Total	Gap	Kph		
1	17	Status GP	Y. Buurman / A. Sims / D. Stirling	Lola B12/80 Coupe - Judd HK	LM P2	D	<b>1:48.740</b>	21	37	-	-	<b>191.7</b>
2	1	Greaves Motorsport	L. Ordoñez / T. Kimber-Smith / A. Brundle	Zytek Z11SN - Nissan	LM P2	D	<b>1:48.741</b>	40	40	+0.001	+0.001	<b>191.7</b>
3	24	OAK Racing	J. Nicolet / G. Moreau / D. Kraihamer	Morgan - Judd	LM P2	D	<b>1:49.301</b>	37	39	+0.561	+0.560	<b>190.7</b>
4	46	Thiriet by Tds Racing	M. Beche / P. Thiriet	Oreca 03 - Nissan	LM P2	D	<b>1:49.329</b>	38	39	+0.589	+0.028	<b>190.7</b>
5	10	Pecom Racing	L. Perez Companc / G. Bruni / P. Kaffer	Oreca 03 - Nissan	LM P2	D	<b>1:49.697</b>	33	42	+0.957	+0.368	<b>190.0</b>
6	19	Sebastien Loeb Racing	N. Marroc / N. Minassian / S. Sarrazin	Oreca 03 - Nissan	LM P2	D	<b>1:49.716</b>	35	36	+0.976	+0.019	<b>190.0</b>
7	18	Murphy Prototypes	J. Firth / W. Hughes / L. Moro	Oreca 03 - Nissan	LM P2	D	<b>1:50.195</b>	32	34	+1.455	+0.479	<b>189.2</b>
8	38	Jota	S. Dolan / S. Hancock	Zytek Z11SN - Nissan	LM P2	D	<b>1:50.927</b>	33	34	+2.187	+0.732	<b>187.9</b>
9	11	Race Performance	M. Frey / R. Meichtry / J. Hirschi	Oreca 03 - Judd	LM P2	D	<b>1:51.125</b>	19	31	+2.385	+0.198	<b>187.6</b>
10	44	Extreme Limite Aric	F. Rosier / P. Thirion	Norma M200P - Judd	LM P2	D	<b>1:53.922</b>	20	20	+5.182	+2.797	<b>183.0</b>
11	40	Boutsen Ginion Racing	T. Dagonneau / M. Vignali / J. Merlin	Formula Le Mans - Oreca - 09	LM PC	M	<b>1:57.151</b>	36	37	+8.411	+3.229	<b>178.0</b>
12	42	Curtis Racing Technologies	J. Hartshorne / P. Keen / A. Kapadia	Formula Le Mans - Oreca - 09	LM PC	M	<b>1:57.614</b>	9	9	+8.874	+0.463	<b>177.3</b>
13	83	JMB Racing	J. Melo / M. Frezza	Ferrari 458 Italia	LM GTE Pro	M	<b>1:58.169</b>	29	29	+9.429	+0.555	<b>176.4</b>
14	66	JMW Motorsport	J. Walker / J. Cocker	Ferrari 458 Italia	LM GTE Pro	D	<b>1:58.449</b>	16	37	+9.709	+0.280	<b>176.0</b>
15	69	Gulf Racing	R. Goethe / S. Hall	Aston Martin Vantage	LM GTE Am	D	<b>1:58.797</b>	24	31	+10.057	+0.348	<b>175.5</b>
16	67	Imsa Performance Matmut	N. Armindo / R. Narac / A. Pons	Porsche 911 RSR (997)	LM GTE Am	M	<b>1:58.995</b>	30	39	+10.255	+0.198	<b>175.2</b>
17	75	Prospeed Competition	M. Goossens / M. Soulet	Porsche 911 RSR (997)	LM GTE Am	M	<b>1:59.192</b>	34	36	+10.452	+0.197	<b>174.9</b>
18	61	Kessel Racing	M. Broniszewski / P. Peter	Ferrari 458 Italia	LM GTE Pro	D	<b>1:59.273</b>	19	39	+10.533	+0.081	<b>174.8</b>
19	60	AF Corse	M. Cioci / M. Griffin / P. Perazzini	Ferrari 458 Italia	LM GTE Am	M	<b>1:59.746</b>	32	36	+11.006	+0.473	<b>174.1</b>
20	99	JMB Racing	A. Ferte / P. Illiano	Ferrari 458 Italia	LM GTE Am	M	<b>2:00.853</b>	24	27	+12.113	+1.107	<b>172.5</b>
21	45	Boutsen Ginion Racing	J. Clarke / B. Brière / S. Buemi	Oreca 03 - Nissan	LM P2	D						

<b>Fastest Lap</b>	Lap 21	Alexander Sims	<b>1:48.740</b>	191.7 Kph
--------------------	--------	----------------	-----------------	-----------

Published at: .....

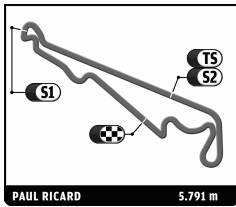
Track Temp: **21,11 °C**

Air Temp: **17,83 °C**

Track Status:

**DRY**

<b>Race Director:</b>	<b>Timekeeper:</b>
-----------------------	--------------------



**ELMS**  
**6 HEURES DU CASTELLET**  
 Free Practice 2  
 Provisional Classification by Class

Nr.	Team	Drivers	Car	Ty	Time	Lap	Total	Gap	Kph
<b>LM P2</b>									
1	17 Status GP	Y. Buurman / A. Sims / D. Stirling	Lola B12/80 Coupe - Judd HK	D	<b>1:48.740</b>	21	37		<b>191.7</b>
2	1 Greaves Motorsport	L. Ordoñez / T. Kimber-Smith / A. Brundle	Zytek Z11SN - Nissan	D	<b>1:48.741</b>	40	40	+0.001 +0.001	<b>191.7</b>
3	24 OAK Racing	J. Nicollet / G. Moreau / D. Kraihamer	Morgan - Judd	D	<b>1:49.301</b>	37	39	+0.561 +0.560	<b>190.7</b>
4	46 Thiriet by Tds Racing	M. Beche / P. Thiriet	Oreca 03 - Nissan	D	<b>1:49.329</b>	38	39	+0.589 +0.028	<b>190.7</b>
5	10 Pecom Racing	L. Perez Compagnon / G. Bruni / P. Kaffer	Oreca 03 - Nissan	D	<b>1:49.697</b>	33	42	+0.957 +0.368	<b>190.0</b>
6	19 Sebastien Loeb Racing	N. Marroc / N. Minassian / S. Sarrazin	Oreca 03 - Nissan	D	<b>1:49.716</b>	35	36	+0.976 +0.019	<b>190.0</b>
7	18 Murphy Prototypes	J. Firth / W. Hughes / L. Moro	Oreca 03 - Nissan	D	<b>1:50.195</b>	32	34	+1.455 +0.479	<b>189.2</b>
8	38 Jota	S. Dolan / S. Hancock	Zytek Z11SN - Nissan	D	<b>1:50.927</b>	33	34	+2.187 +0.732	<b>187.9</b>
9	11 Race Performance	M. Frey / R. Meichtry / J. Hirschi	Oreca 03 - Judd	D	<b>1:51.125</b>	19	31	+2.385 +0.198	<b>187.6</b>
10	44 Extreme Limite Aric	F. Rosier / P. Thirion	Norma M200P - Judd	D	<b>1:53.922</b>	20	20	+5.182 +2.797	<b>183.0</b>
11	45 Boutsen Ginion Racing	J. Clarke / B. Brière / S. Buemi	Oreca 03 - Nissan	D					
<b>LM GTE Pro</b>									
1	83 JMB Racing	J. Melo / M. Frezza	Ferrari 458 Italia	M	<b>1:58.169</b>	29	29		<b>176.4</b>
2	66 JMW Motorsport	J. Walker / J. Cocker	Ferrari 458 Italia	D	<b>1:58.449</b>	16	37	+0.280 +0.280	<b>176.0</b>
3	61 Kessel Racing	M. Broniszewski / P. Peter	Ferrari 458 Italia	D	<b>1:59.273</b>	19	39	+1.104 +0.824	<b>174.8</b>
<b>LM GTE Am</b>									
1	69 Gulf Racing	R. Goethe / S. Hall	Aston Martin Vantage	D	<b>1:58.797</b>	24	31		<b>175.5</b>
2	67 Imsa Performance Matmut	N. Armindo / R. Narac / A. Pons	Porsche 911 RSR (997)	M	<b>1:58.995</b>	30	39	+0.198 +0.198	<b>175.2</b>
3	75 Prospeed Competition	M. Goossens / M. Soulet	Porsche 911 RSR (997)	M	<b>1:59.192</b>	34	36	+0.395 +0.197	<b>174.9</b>
4	60 AF Corse	M. Cioci / M. Griffin / P. Perazzini	Ferrari 458 Italia	M	<b>1:59.746</b>	32	36	+0.949 +0.554	<b>174.1</b>
5	99 JMB Racing	A. Ferte / P. Illiano	Ferrari 458 Italia	M	<b>2:00.853</b>	24	27	+2.056 +1.107	<b>172.5</b>
<b>LM PC</b>									
1	40 Boutsen Ginion Racing	T. Dagoneau / M. Vignali / J. Merlin	Formula Le Mans - Oreca - 09	M	<b>1:57.151</b>	36	37		<b>178.0</b>
2	42 Curtis Racing Technologies	J. Hartshorne / P. Keen / A. Kapadia	Formula Le Mans - Oreca - 09	M	<b>1:57.614</b>	9	9	+0.463 +0.463	<b>177.3</b>

Published at: .....

Track Temp: **21,11 °C**

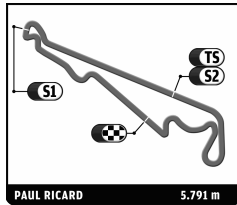
Air Temp: **17,83 °C**

Track Status:

**DRY**

Race Director:

Timekeeper:



## ELMS

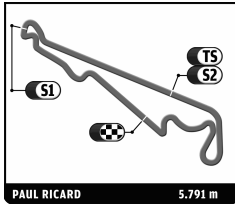
### 6 HEURES DU CASTELLET

After Free Practice 2

### Provisional Classification by Driver Fastest Lap

Nr	Team	Car	Class	Driver	Session 1		Session 2		Time	Gap	Kph
					Time	Laps	Time	Laps			
1	18	Murphy Prototypes	Oreca 03 - Nissan	LM P2	Warren Hughes	1:48.650	17	1:50.195	7	<b>1:48.650</b>	191.9
2	17	Status GP	Lola B12/80 Coupe - Judd HK	LM P2	Alexander Sims	1:50.071	15	1:48.740	12	<b>1:48.740</b>	0.090 191.7
3	1	Greaves Motorsport	Zytek Z11SN - Nissan	LM P2	Alex Brundle			1:48.741	17	<b>1:48.741</b>	0.091 191.7
4	1	Greaves Motorsport	Zytek Z11SN - Nissan	LM P2	Tom Kimber-Smith	1:49.052	16			<b>1:49.052</b>	0.402 191.2
5	24	OAK Racing	Morgan - Judd	LM P2	Dominik Kraihamer			1:49.301	26	<b>1:49.301</b>	0.651 190.7
6	46	Thiriet by Tds Racing	Oreca 03 - Nissan	LM P2	Mathias Beche	1:49.810	12	1:49.329	20	<b>1:49.329</b>	0.679 190.7
7	24	OAK Racing	Morgan - Judd	LM P2	Guillaume Moreau	1:49.531	19			<b>1:49.531</b>	0.881 190.3
8	10	Pecom Racing	Oreca 03 - Nissan	LM P2	Pierre Kaffer	1:49.606	10	1:49.697	13	<b>1:49.606</b>	0.956 190.2
9	17	Status GP	Lola B12/80 Coupe - Judd HK	LM P2	Yelmer Buurman	1:55.958	4	1:49.634	12	<b>1:49.634</b>	0.984 190.2
10	19	Sebastien Loeb Racing	Oreca 03 - Nissan	LM P2	Stéphane Sarrazin	1:50.886	10	1:49.716	11	<b>1:49.716</b>	1.066 190.0
11	1	Greaves Motorsport	Zytek Z11SN - Nissan	LM P2	Lucas Ordofiez		1	1:50.078	23	<b>1:50.078</b>	1.428 189.4
12	11	Race Performance	Oreca 03 - Judd	LM P2	Jonathan Hirschi	1:50.160	18	1:51.618	7	<b>1:50.160</b>	1.510 189.2
13	19	Sebastien Loeb Racing	Oreca 03 - Nissan	LM P2	Nicolas Minassian	1:50.488	10	1:51.170	10	<b>1:50.488</b>	1.838 188.7
14	46	Thiriet by Tds Racing	Oreca 03 - Nissan	LM P2	Pierre Thiriet	1:50.598	14	1:51.316	19	<b>1:50.598</b>	1.948 188.5
15	45	Boutsen Ginion Racing	Oreca 03 - Nissan	LM P2	Jack Clarke	1:50.718	18			<b>1:50.718</b>	2.068 188.3
16	38	Jota	Zytek Z11SN - Nissan	LM P2	Simon Dolan	1:53.129	15	1:50.927	19	<b>1:50.927</b>	2.277 187.9
17	10	Pecom Racing	Oreca 03 - Nissan	LM P2	Gianmaria Bruni	1:52.054	11	1:51.049	15	<b>1:51.049</b>	2.399 187.7
18	11	Race Performance	Oreca 03 - Judd	LM P2	Michel Frey	1:53.651	5	1:51.125	9	<b>1:51.125</b>	2.475 187.6
19	19	Sebastien Loeb Racing	Oreca 03 - Nissan	LM P2	Nicolas Marroc	1:52.586	6	1:51.454	15	<b>1:51.454</b>	2.804 187.1
20	24	OAK Racing	Morgan - Judd	LM P2	Jacques Nicolet	1:51.663	12	1:52.660	13	<b>1:51.663</b>	3.013 186.7
21	18	Murphy Prototypes	Oreca 03 - Nissan	LM P2	Jody Firth	1:52.093	5	1:51.786	11	<b>1:51.786</b>	3.136 186.5
22	11	Race Performance	Oreca 03 - Judd	LM P2	Ralph Meichtry			1:51.879	15	<b>1:51.879</b>	3.229 186.3
23	10	Pecom Racing	Oreca 03 - Nissan	LM P2	Luis Perez Companc	1:53.668	6	1:52.055	14	<b>1:52.055</b>	3.405 186.0
24	38	Jota	Zytek Z11SN - Nissan	LM P2	Sam Hancock	1:55.494	6	1:52.325	15	<b>1:52.325</b>	3.675 185.6
25	18	Murphy Prototypes	Oreca 03 - Nissan	LM P2	Luca Moro	1:53.495	7	1:53.477	16	<b>1:53.477</b>	4.827 183.7
26	44	Extreme Limite Aric	Norma M200P - Judd	LM P2	Fabien Rasier	1:54.181	11	1:53.922	4	<b>1:53.922</b>	5.272 183.0
27	17	Status GP	Lola B12/80 Coupe - Judd HK	LM P2	Dean Stirling	1:57.814	6	1:54.407	13	<b>1:54.407</b>	5.757 182.2
28	40	Boutsen Ginion Racing	Formula Le Mans - Oreca - 09	LM PC	Massimo Vignali	1:56.173	12	1:57.151	14	<b>1:56.173</b>	7.523 179.5
29	44	Extreme Limite Aric	Norma M200P - Judd	LM P2	Philippe Thirion	1:56.582	12	1:57.995	16	<b>1:56.582</b>	7.932 178.8
30	42	Curtis Racing Technologies	Formula Le Mans - Oreca - 09	LM PC	Phil Keen			1:57.614	3	<b>1:57.614</b>	8.964 177.3
31	42	Curtis Racing Technologies	Formula Le Mans - Oreca - 09	LM PC	Alex Kapadia	1:58.085	13		5	<b>1:58.085</b>	9.435 176.5
32	83	JMB Racing	Ferrari 458 Italia	LM GTE Pro	Jaime Melo	1:59.915	14	1:58.169	3	<b>1:58.169</b>	9.519 176.4
33	66	JMW Motorsport	Ferrari 458 Italia	LM GTE Pro	James Walker	1:59.168	12	1:58.449	27	<b>1:58.449</b>	9.799 176.0
34	83	JMB Racing	Ferrari 458 Italia	LM GTE Pro	Marco Frezza	2:00.392	9	1:58.544	26	<b>1:58.544</b>	9.894 175.9
35	69	Gulf Racing	Aston Martin Vantage	LM GTE Am	Stuart Hall	1:59.968	17	1:58.797	17	<b>1:58.797</b>	10.147 175.5
36	40	Boutsen Ginion Racing	Formula Le Mans - Oreca - 09	LM PC	Jean Marc Merlin	2:00.123	5	1:58.801	23	<b>1:58.801</b>	10.151 175.5
37	67	Imsa Performance Matmut	Porsche 911 RSR (997)	LM GTE Am	Nicolas Armindo	2:00.914	7	1:58.995	12	<b>1:58.995</b>	10.345 175.2
38	75	Prospeed Competition	Porsche 911 RSR (997)	LM GTE Am	Marc Goossens	2:00.506	15	1:59.192	17	<b>1:59.192</b>	10.542 174.9
39	61	Kessel Racing	Ferrari 458 Italia	LM GTE Pro	Philipp Peter	1:59.934	10	1:59.273	16	<b>1:59.273</b>	10.623 174.8
40	60	AF Corse	Ferrari 458 Italia	LM GTE Am	Marco Cioci	2:00.124	15	1:59.746	11	<b>1:59.746</b>	11.096 174.1
41	67	Imsa Performance Matmut	Porsche 911 RSR (997)	LM GTE Am	Raymond Narac	1:59.921	14	2:00.292	7	<b>1:59.921</b>	11.271 173.8
42	66	JMW Motorsport	Ferrari 458 Italia	LM GTE Pro	Jonathan Cocker	2:02.026	10	2:00.572	10	<b>2:00.572</b>	11.922 172.9
43	75	Prospeed Competition	Porsche 911 RSR (997)	LM GTE Am	Maxime Soulet	2:00.831	13	2:01.157	19	<b>2:00.831</b>	12.181 172.5
44	99	JMB Racing	Ferrari 458 Italia	LM GTE Am	Alain Ferte	2:02.872	16	2:00.853	13	<b>2:00.853</b>	12.203 172.5
45	40	Boutsen Ginion Racing	Formula Le Mans - Oreca - 09	LM PC	Thomas Dagoneau	2:01.044	11			<b>2:01.044</b>	12.394 172.2
46	60	AF Corse	Ferrari 458 Italia	LM GTE Am	Piergiuseppe Perazzini	2:01.151	18	2:02.644	14	<b>2:01.151</b>	12.501 172.1
47	67	Imsa Performance Matmut	Porsche 911 RSR (997)	LM GTE Am	Anthony Pons	2:01.329	12	2:02.849	20	<b>2:01.329</b>	12.679 171.8
48	60	AF Corse	Ferrari 458 Italia	LM GTE Am	Matt Griffin			2:01.651	11	<b>2:01.651</b>	13.001 171.4
49	61	Kessel Racing	Ferrari 458 Italia	LM GTE Pro	Michael Broniszewski	2:03.074	8	2:01.755	23	<b>2:01.755</b>	13.105 171.2
50	99	JMB Racing	Ferrari 458 Italia	LM GTE Am	Philippe Iliano	2:05.002	11	2:03.577	14	<b>2:03.577</b>	14.927 168.7
51	42	Curtis Racing Technologies	Formula Le Mans - Oreca - 09	LM PC	John Hartshorne	2:04.369	5		1	<b>2:04.369</b>	15.719 167.6
52	69	Gulf Racing	Aston Martin Vantage	LM GTE Am	Ronald Goethe	2:06.881	12	2:05.887	14	<b>2:05.887</b>	17.237 165.6
53	45	Boutsen Ginion Racing	Oreca 03 - Nissan	LM P2	Sébastien Buemi						
54	45	Boutsen Ginion Racing	Oreca 03 - Nissan	LM P2	Bastien Brière						





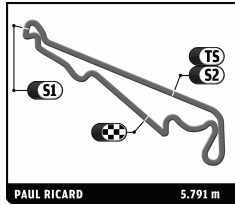
**ELMS**  
**6 HEURES DU CASTELLET**  
 After Free Practice 2

Provisional Classification by Driver Fastest Lap

Nr	Team	Car	Class	Driver	Session 1		Session 2		Time	Gap	Kph
					Time	Laps	Time	Laps			

Published at: .....

<b>Race Director:</b>	<b>Timekeeper:</b>
-----------------------	--------------------



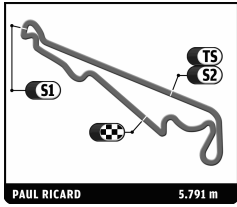
## ELMS

### 6 HEURES DU CASTELLET

After Free Practice 2

### Provisional Classification by Driver And Class Fastest Lap

Nr	Team	Car	Class	Driver	Time	Laps	Gap	Kph	Session	
<b>LM P2</b>										
1	18	Murphy Prototypes	Oreca 03 - Nissan	LM P2	Warren Hughes	1:48.650	24		191.9	Free Practice 1
2	17	Status GP	Lola B12/80 Coupe - Judd HK	LM P2	Alexander Sims	1:48.740	27	0.090	191.7	Free Practice 2
3	1	Greaves Motorsport	Zytek Z11SN - Nissan	LM P2	Alex Brundle	1:48.741	17	0.091	191.7	Free Practice 2
4	1	Greaves Motorsport	Zytek Z11SN - Nissan	LM P2	Tom Kimber-Smith	1:49.052	16	0.402	191.2	Free Practice 1
5	24	OAK Racing	Morgan - Judd	LM P2	Dominik Kraihamer	1:49.301	26	0.651	190.7	Free Practice 2
6	46	Thiriet by Tds Racing	Oreca 03 - Nissan	LM P2	Mathias Beche	1:49.329	32	0.679	190.7	Free Practice 2
7	24	OAK Racing	Morgan - Judd	LM P2	Guillaume Moreau	1:49.531	19	0.881	190.3	Free Practice 1
8	10	Pecom Racing	Oreca 03 - Nissan	LM P2	Pierre Kaffer	1:49.606	23	0.956	190.2	Free Practice 1
9	17	Status GP	Lola B12/80 Coupe - Judd HK	LM P2	Yelmer Buurman	1:49.634	16	0.984	190.2	Free Practice 2
10	19	Sebastien Loeb Racing	Oreca 03 - Nissan	LM P2	Stéphane Sarrazin	1:49.716	21	1.066	190.0	Free Practice 2
11	1	Greaves Motorsport	Zytek Z11SN - Nissan	LM P2	Lucas Ordoñez	1:50.078	24	1.428	189.4	Free Practice 2
12	11	Race Performance	Oreca 03 - Judd	LM P2	Jonathan Hirschi	1:50.160	25	1.510	189.2	Free Practice 1
13	19	Sebastien Loeb Racing	Oreca 03 - Nissan	LM P2	Nicolas Minassian	1:50.488	20	1.838	188.7	Free Practice 1
14	46	Thiriet by Tds Racing	Oreca 03 - Nissan	LM P2	Pierre Thiriet	1:50.598	33	1.948	188.5	Free Practice 1
15	45	Boutsen Ginion Racing	Oreca 03 - Nissan	LM P2	Jack Clarke	1:50.718	18	2.068	188.3	Free Practice 1
16	38	Jota	Zytek Z11SN - Nissan	LM P2	Simon Dolan	1:50.927	34	2.277	187.9	Free Practice 2
17	10	Pecom Racing	Oreca 03 - Nissan	LM P2	Gianmaria Bruni	1:51.049	26	2.399	187.7	Free Practice 2
18	11	Race Performance	Oreca 03 - Judd	LM P2	Michel Frey	1:51.125	14	2.475	187.6	Free Practice 2
19	19	Sebastien Loeb Racing	Oreca 03 - Nissan	LM P2	Nicolas Marroc	1:51.454	21	2.804	187.1	Free Practice 2
20	24	OAK Racing	Morgan - Judd	LM P2	Jacques Nicolet	1:51.663	25	3.013	186.7	Free Practice 1
21	18	Murphy Prototypes	Oreca 03 - Nissan	LM P2	Jody Firth	1:51.786	16	3.136	186.5	Free Practice 2
22	11	Race Performance	Oreca 03 - Judd	LM P2	Ralph Meichtry	1:51.879	15	3.229	186.3	Free Practice 2
23	10	Pecom Racing	Oreca 03 - Nissan	LM P2	Luis Perez Companc	1:52.055	20	3.405	186.0	Free Practice 2
24	38	Jota	Zytek Z11SN - Nissan	LM P2	Sam Hancock	1:52.325	21	3.675	185.6	Free Practice 2
25	18	Murphy Prototypes	Oreca 03 - Nissan	LM P2	Luca Maro	1:53.477	23	4.827	183.7	Free Practice 2
26	44	Extreme Limite Aric	Norma M200P - Judd	LM P2	Fabien Rosier	1:53.922	15	5.272	183.0	Free Practice 2
27	17	Status GP	Lola B12/80 Coupe - Judd HK	LM P2	Dean Stirling	1:54.407	19	5.757	182.2	Free Practice 2
28	44	Extreme Limite Aric	Norma M200P - Judd	LM P2	Philippe Thirion	1:56.582	28	7.932	178.8	Free Practice 1
2	45	Boutsen Ginion Racing	Oreca 03 - Nissan	LM P2	Sébastien Buemi					
1	45	Boutsen Ginion Racing	Oreca 03 - Nissan	LM P2	Bastien Brière					
<b>LM GTE Pro</b>										
1	83	JMB Racing	Ferrari 458 Italia	LM GTE Pro	Jaime Melo	1:58.169	17		176.4	Free Practice 2
2	66	JMW Motorsport	Ferrari 458 Italia	LM GTE Pro	James Walker	1:58.449	39	0.280	176.0	Free Practice 2
3	83	JMB Racing	Ferrari 458 Italia	LM GTE Pro	Marco Frezza	1:58.544	35	0.375	175.9	Free Practice 2
4	61	Kessel Racing	Ferrari 458 Italia	LM GTE Pro	Philipp Peter	1:59.273	26	1.104	174.8	Free Practice 2
5	66	JMW Motorsport	Ferrari 458 Italia	LM GTE Pro	Jonathan Cocker	2:00.572	20	2.403	172.9	Free Practice 2
6	61	Kessel Racing	Ferrari 458 Italia	LM GTE Pro	Michael Broniszewski	2:01.755	31	3.586	171.2	Free Practice 2
<b>LM GTE Am</b>										
1	69	Gulf Racing	Aston Martin Vantage	LM GTE Am	Stuart Hall	1:58.797	34		175.5	Free Practice 2
2	67	Imsa Performance Matmut	Porsche 911 RSR (997)	LM GTE Am	Nicolas Armindo	1:58.995	19	0.198	175.2	Free Practice 2
3	75	Prospeed Competition	Porsche 911 RSR (997)	LM GTE Am	Marc Goossens	1:59.192	32	0.395	174.9	Free Practice 2
4	60	AF Corse	Ferrari 458 Italia	LM GTE Am	Marco Cioci	1:59.746	26	0.949	174.1	Free Practice 2
5	67	Imsa Performance Matmut	Porsche 911 RSR (997)	LM GTE Am	Raymond Narac	1:59.921	21	1.124	173.8	Free Practice 1
6	75	Prospeed Competition	Porsche 911 RSR (997)	LM GTE Am	Maxime Soulet	2:00.831	32	2.034	172.5	Free Practice 1
7	99	JMB Racing	Ferrari 458 Italia	LM GTE Am	Alain Ferte	2:00.853	29	2.056	172.5	Free Practice 2
8	60	AF Corse	Ferrari 458 Italia	LM GTE Am	Piergiuseppe Perazzini	2:01.151	32	2.354	172.1	Free Practice 1
9	67	Imsa Performance Matmut	Porsche 911 RSR (997)	LM GTE Am	Anthony Pons	2:01.329	32	2.532	171.8	Free Practice 1
10	60	AF Corse	Ferrari 458 Italia	LM GTE Am	Matt Griffin	2:01.651	11	2.854	171.4	Free Practice 2
11	99	JMB Racing	Ferrari 458 Italia	LM GTE Am	Philippe Illiano	2:03.577	25	4.780	168.7	Free Practice 2
12	69	Gulf Racing	Aston Martin Vantage	LM GTE Am	Roald Goethe	2:05.887	26	7.090	165.6	Free Practice 2
<b>LM PC</b>										
1	40	Boutsen Ginion Racing	Formula Le Mans - Oreca - 09	LM PC	Massimo Vignali	1:56.173	26		179.5	Free Practice 1
2	42	Curtis Racing Technologies	Formula Le Mans - Oreca - 09	LM PC	Phil Keen	1:57.614	3	1.441	177.3	Free Practice 2
3	42	Curtis Racing Technologies	Formula Le Mans - Oreca - 09	LM PC	Alex Kapadia	1:58.085	18	1.912	176.5	Free Practice 1
4	40	Boutsen Ginion Racing	Formula Le Mans - Oreca - 09	LM PC	Jean Marc Merlin	1:58.801	28	2.628	175.5	Free Practice 2
5	40	Boutsen Ginion Racing	Formula Le Mans - Oreca - 09	LM PC	Thomas Dagoneau	2:01.044	11	4.871	172.2	Free Practice 1
6	42	Curtis Racing Technologies	Formula Le Mans - Oreca - 09	LM PC	John Hartshorne	2:04.369	6	8.196	167.6	Free Practice 1



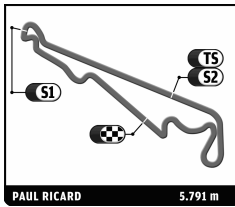
**ELMS**  
**6 HEURES DU CASTELLET**  
 After Free Practice 2

Provisional Classification by Driver And Class Fastest Lap

Nr	Team	Car	Class	Driver	Time	Laps	Gap	Kph	Session
----	------	-----	-------	--------	------	------	-----	-----	---------

Published at: .....

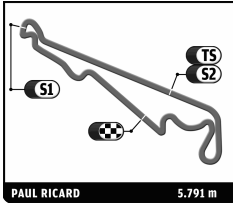
<b>Race Director:</b>	<b>Timekeeper:</b>
-----------------------	--------------------



**ELMS**  
**6 HEURES DU CASTELLET**  
 Free Practice 2

Best Sector Times

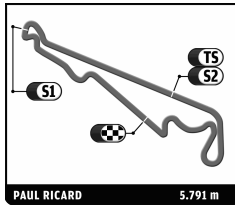
SECTOR 1			SECTOR 2			SECTOR 3			Pos	Team	Ideal Lap	Best Lap
Pos	Driver	Time	Driver	Time	Driver	Time						
1	17 A.Sims	32.706	17 A.Sims	28.577	1 A.Brundle	47.151	1	17 Status GP	1'48.498	1:48.740	(1)	
2	1 A.Brundle	32.770	1 A.Brundle	28.657	46 M.Beche	47.204	2	1 Greaves Motorsport	1'48.578	1:48.741	(2)	
3	19 S.Sarrazin	32.782	11 R.Meichtry	28.718	17 A.Sims	47.215	3	46 Thiriet by Tds Racing	1'49.163	1:49.329	(4)	
4	10 P.Kaffer	32.818	24 D.Kraihamer	28.758	24 D.Kraihamer	47.322	4	24 OAK Racing	1'49.181	1:49.301	(3)	
5	46 M.Beche	32.849	38 S.Dolan	28.959	19 S.Sarrazin	47.572	5	19 Sebastien Loeb Racing	1'49.475	1:49.716	(6)	
6	24 D.Kraihamer	33.101	18 W.Hughes	28.976	10 P.Kaffer	47.581	6	10 Pecom Racing	1'49.483	1:49.697	(5)	
7	18 W.Hughes	33.135	10 P.Kaffer	29.084	18 W.Hughes	48.014	7	18 Murphy Prototypes	1'50.125	1:50.195	(7)	
8	38 S.Dolan	33.278	46 M.Beche	29.110	38 S.Dolan	48.330	8	38 Jota	1'50.567	1:50.927	(8)	
9	11 M.Frey	33.331	19 S.Sarrazin	29.121	11 M.Frey	48.713	9	11 Race Performance	1'50.762	1:51.125	(9)	
10	44 F.Rosier	34.417	44 F.Rosier	29.735	44 F.Rosier	49.649	10	44 Extreme Limite Aric	1'53.801	1:53.922	(10)	
11	83 J.Melo	35.051	40 M.Vignali	30.397	40 M.Vignali	51.062	11	40 Boutsen Ginion Racing	1'56.833	1:57.151	(11)	
12	40 M.Vignali	35.374	42 P.Keen	30.498	42 P.Keen	51.591	12	42 Curtis Racing Technologies	1'57.542	1:57.614	(12)	
13	42 P.Keen	35.453	69 S.Hall	30.539	66 J.Walker	51.878	13	83 JMB Racing	1'57.993	1:58.169	(13)	
14	67 N.Armando	35.562	61 P.Peter	30.693	83 J.Melo	52.103	14	66 JMW Motorsport	1'58.449	1:58.449	(14)	
15	60 M.Cioci	35.663	75 M.Goossens	30.815	69 S.Hall	52.360	15	69 Gulf Racing	1'58.626	1:58.797	(15)	
16	66 J.Walker	35.674	83 M.Frezza	30.839	67 N.Armando	52.433	16	67 Imsa Performance Matmut	1'58.842	1:58.995	(16)	
17	75 M.Goossens	35.679	67 N.Armando	30.847	75 M.Goossens	52.634	17	75 Prospeed Competition	1'59.128	1:59.192	(17)	
18	69 S.Hall	35.727	66 J.Walker	30.897	60 M.Cioci	52.651	18	61 Kessel Racing	1'59.207	1:59.273	(18)	
19	61 P.Peter	35.747	99 A.Ferte	31.101	61 P.Peter	52.767	19	60 AF Corse	1'59.596	1:59.746	(19)	
20	99 A.Ferte	36.173	60 M.Cioci	31.282	99 A.Ferte	53.389	20	99 JMB Racing	2'00.663	2:00.853	(20)	



**ELMS**  
**6 HEURES DU CASTELLET**  
 Free Practice 2

Best Top Speeds

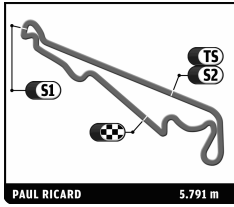
Team	Car	Class	Top Speed Driver	Top 1		Top 2		Top 3		Top 4		Top 5		Avg
				Kph	Lap	Kph	Lap	Kph	Lap	Kph	Lap	Kph	Lap	
24 OAK Racing	Morgan - Judd	LM P2	D. Kraihamer	282.0	9	282.0	12	282.0	10	281.2	13	281.2	29	281,7
11 Race Performance	Oreca 03 - Judd	LM P2	R. Meichtry	281.2	11	281.2	26	280.5	8	280.5	7	280.5	6	280,8
1 Greaves Motorsport	Zytek Z11SN - Nissan	LM P2	L. Ordoñez	280.5	18	279.1	34	277.6	27	276.9	33	276.9	13	278,2
17 Status GP	Lola B12/80 Coupe - Judd HK	LM P2	Y. Buurman	279.8	11	279.1	14	278.4	21	278.4	17	277.6	13	278,7
18 Murphy Prototypes	Oreca 03 - Nissan	LM P2	W. Hughes	276.9	33	276.2	28	276.2	4	276.2	27	275.5	19	276,2
38 Jota	Zytek Z11SN - Nissan	LM P2	S. Dolan	275.5	14	275.5	30	274.8	5	274.1	13	274.1	23	274,8
19 Sebastien Loeb Racing	Oreca 03 - Nissan	LM P2	N. Marroc	274.8	14	273.4	19	273.4	13	273.4	18	273.4	29	273,7
10 Pecom Racing	Oreca 03 - Nissan	LM P2	P. Kaffer	274.8	36	274.1	32	274.1	41	273.4	19	273.4	17	274,0
46 Thiriet by Tds Racing	Oreca 03 - Nissan	LM P2	M. Beche	273.4	25	272.7	26	272.7	18	272.0	21	272.0	17	272,6
69 Gulf Racing	Aston Martin Vantage	LM GTE Am	S. Hall	273.4	19	273.4	20	272.7	18	272.0	28	271.4	17	272,6
75 Prospeed Competition	Porsche 911 RSR (997)	LM GTE Am	M. Goossens	270.0	2	268.7	22	268.0	27	268.0	33	268.0	12	268,5
61 Kessel Racing	Ferrari 458 Italia	LM GTE Pro	P. Peter	269.3	21	269.3	22	268.7	20	268.7	15	268.7	14	268,9
44 Extreme Limite Aric	Norma M200P - Judd	LM P2	F. Rosier	266.7	20	266.7	19	264.7	18	264.7	16	264.7	15	265,5
83 JMB Racing	Ferrari 458 Italia	LM GTE Pro	M. Frezza	266.7	22	266.0	4	265.4	18	265.4	13	264.7	10	265,6
67 Imsa Performance Matmut	Porsche 911 RSR (997)	LM GTE Am	A. Pons	266.7	16	266.7	2	266.7	13	266.0	31	266.0	22	266,4
40 Boutsen Ginion Racing	Formula Le Mans - Oreca - 09	LM PC	J. Merlin	266.0	11	265.4	20	264.7	10	264.7	21	264.1	37	265,0
66 JMW Motorsport	Ferrari 458 Italia	LM GTE Pro	J. Walker	266.0	21	264.7	15	264.7	24	264.1	37	264.1	27	264,7
99 JMB Racing	Ferrari 458 Italia	LM GTE Am	A. Ferte	264.7	14	264.1	9	262.1	16	262.1	18	261.5	19	262,9
42 Curtis Racing Technologies	Formula Le Mans - Oreca - 09	LM PC	P. Keen	262.8	9	262.1	8	259.6	6	259.0	4	256.5	5	260,0
60 AF Corse	Ferrari 458 Italia	LM GTE Am	P. Perazzini	260.9	17	260.2	32	259.6	36	259.6	33	259.6	19	260,0
45 Boutsen Ginion Racing	Oreca 03 - Nissan	LM P2												



**ELMS**  
**6 HEURES DU CASTELLET**  
 After Free Practice 2

Event maximum speed

Team	Car	Class	Driver	Top Speed	Lap	Session
11 Race Performance	Oreca 03 - Judd	LM P2	Jonathan Hirschi	<b>284.2</b>	9	Free Practice 1
24 OAK Racing	Morgan - Judd	LM P2	Dominik Kraihamer	<b>282.0</b>	9	Free Practice 2
18 Murphy Prototypes	Oreca 03 - Nissan	LM P2	Warren Hughes	<b>281.2</b>	14	Free Practice 1
1 Greaves Motorsport	Zytek Z11SN - Nissan	LM P2	Lucas Ordoñez	<b>280.5</b>	18	Free Practice 2
17 Status GP	Lola B12/80 Coupe - Judd HK	LM P2	Yelmer Buurman	<b>279.8</b>	11	Free Practice 2
19 Sebastien Loeb Racing	Oreca 03 - Nissan	LM P2	Nicolas Minassian	<b>279.8</b>	9	Free Practice 1
45 Boutsen Ginion Racing	Oreca 03 - Nissan	LM P2	Jack Clarke	<b>279.8</b>	18	Free Practice 1
10 Pecom Racing	Oreca 03 - Nissan	LM P2	Pierre Kaffer	<b>279.1</b>	5	Free Practice 1
46 Thiriet by Tds Racing	Oreca 03 - Nissan	LM P2	Mathias Beche	<b>277.6</b>	9	Free Practice 1
38 Jota	Zytek Z11SN - Nissan	LM P2	Simon Dolan	<b>275.5</b>	14	Free Practice 2
69 Gulf Racing	Aston Martin Vantage	LM GTE Am	Stuart Hall	<b>273.4</b>	19	Free Practice 2
75 Prospeed Competition	Porsche 911 RSR (997)	LM GTE Am	Maxime Soulet	<b>271.4</b>	27	Free Practice 1
44 Extreme Limite Aric	Norma M200P - Judd	LM P2	Fabien Rosier	<b>270.7</b>	2	Free Practice 1
61 Kessel Racing	Ferrari 458 Italia	LM GTE Pro	Philipp Peter	<b>269.3</b>	13	Free Practice 1
67 Insa Performance Matmut	Porsche 911 RSR (997)	LM GTE Am	Raymond Narac	<b>268.0</b>	4	Free Practice 1
83 JMB Racing	Ferrari 458 Italia	LM GTE Pro	Marco Frezza	<b>266.7</b>	22	Free Practice 2
40 Boutsen Ginion Racing	Formula Le Mans - Oreca - 09	LM PC	Jean Marc Merlin	<b>266.0</b>	11	Free Practice 2
66 JMW Motorsport	Ferrari 458 Italia	LM GTE Pro	James Walker	<b>266.0</b>	21	Free Practice 2
42 Curtis Racing Technologies	Formula Le Mans - Oreca - 09	LM PC	Alex Kapadia	<b>264.7</b>	18	Free Practice 1
99 JMB Racing	Ferrari 458 Italia	LM GTE Am	Alain Ferte	<b>264.7</b>	14	Free Practice 2
60 AF Corse	Ferrari 458 Italia	LM GTE Am	Marco Cioci	<b>260.9</b>	12	Free Practice 1

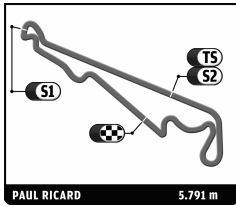


ELMS  
6 HEURES DU CASTELLET  
Free Practice 2

Fastest Lap Sequence

Practice Time	Team	Car	Class	Driver	Time	Kph	Lap
3:59.567	24 OAK Racing	Morgan - Judd	LM P2	Dominik Kraihamer	1:51.518	186.9	2
5:50.030	24 OAK Racing	Morgan - Judd	LM P2	Dominik Kraihamer	1:50.463	188.7	3
14:44.314	17 Status GP	Lola B12/80 Coupe - Judd HK	LM P2	Yelmer Buurman	1:50.118	189.3	6
22:05.451	17 Status GP	Lola B12/80 Coupe - Judd HK	LM P2	Yelmer Buurman	1:49.634	190.2	10
45:33.915	17 Status GP	Lola B12/80 Coupe - Judd HK	LM P2	Alexander Sims	1:49.076	191.1	7
49:11.755	17 Status GP	Lola B12/80 Coupe - Judd HK	LM P2	Alexander Sims	1:48.740	191.7	9



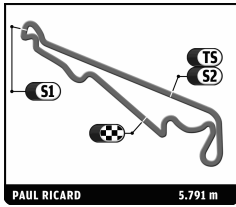


## ELMS 6 HEURES DU CASTELLET

### Free Practice 2

### Sector Analysis

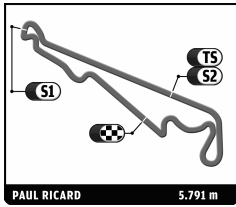
											Personal Best		Session Best		B Crossing the finish line in pit lane	
Lap	D	Time	Sector 1	Sector 2	Sector 3	T. Spd	Elapsed	Lap	D	Time	Sector 1	Sector 2	Sector 3	T. Spd	Elapsed	
<b>1</b>		<b>Greaves Motorsport</b>				Zytek Z11SN - Nissan										
		1. Lucas Ordoñez		3. Alex Brundle		LM P2										
		2. Tom Kimber-Smith														
1	1	4:18.886	2:56.790	30.299	51.797	274.1	4:18.886	12	1	1:53.822	34.149	30.468	49.205	270.7	24:41.943	
2	1	1:51.870	33.827	29.267	48.776	272.0	6:10.756	13	1	1:52.055	33.673	29.445	48.937	271.4	26:33.998	
3	1	1:52.012	33.763	29.203	49.046	274.1	8:02.768	14	1	2:02.479 B	34.345	29.468	58.666	272.0	28:36.477	
4	1	1:51.316	33.555	29.133	48.628	274.8	9:54.084	15	2	3:57.868	2:37.552	30.289	50.027	271.4	32:34.345	
5	1	1:51.863	33.527	29.038	49.298	276.2	11:45.947	16	2	1:52.377	33.873	29.493	49.011	270.7	34:26.722	
6	1	2:02.534 B	34.692	30.279	57.563	274.8	13:48.481	17	2	1:54.742	35.625	29.272	49.845	273.4	36:21.464	
7	1	5:30.137	4:11.752	29.332	49.053	274.8	19:18.618	18	2	1:51.745	33.768	29.322	48.655	271.4	38:13.209	
8	1	1:50.849	33.281	29.033	48.535	275.5	21:09.467	19	2	1:52.256	33.643	29.332	49.281	273.4	40:05.465	
9	1	1:50.582	33.331	29.004	48.247	275.5	23:00.049	20	2	1:51.689	33.900	29.309	48.480	272.7	41:57.154	
10	1	1:52.184	33.495	28.959	49.730	276.9	24:52.233	21	2	1:51.830	33.699	29.547	48.584	270.7	43:48.984	
11	1	1:50.582	33.385	28.991	48.206	275.5	26:42.815	22	2	1:51.314	33.550	29.304	48.460	271.4	45:40.298	
12	1	1:50.627	33.230	29.037	48.360	276.2	28:33.442	23	2	2:00.854 B	33.661	29.231	57.962	271.4	47:41.152	
13	1	1:50.406	33.252	28.831	48.323	276.9	30:23.848	24	3	3:40.591	2:21.158	29.870	49.563	272.0	51:21.743	
14	1	1:59.919 B	33.524	29.387	57.008	275.5	32:23.767	25	3	1:51.807	33.899	29.626	48.282	271.4	53:13.550	
15	1	7:01.206	5:41.688	30.233	49.285	273.4	39:24.973	26	3	1:51.241	33.553	29.330	48.358	272.0	55:04.791	
16	1	1:50.520	33.382	28.997	48.141	276.2	41:15.493	27	3	1:51.697	33.519	29.626	48.552	271.4	56:56.488	
17	1	1:51.759	33.737	29.147	48.875	276.9	43:07.252	28	3	1:51.413	33.553	29.346	48.514	272.0	58:47.901	
18	1	1:52.899	33.729	28.889	50.281	280.5	45:00.151	29	3	1:59.642 B	33.534	29.366	56.742	271.4	1:00:47.543	
19	1	1:51.929	34.084	29.112	48.733	274.8	46:52.080	30	3	5:08.874	3:49.619	30.121	49.134	270.7	1:05:56.417	
20	1	1:51.219	33.369	29.438	48.412	275.5	48:43.299	31	3	1:50.058	33.249	29.228	47.581	270.7	1:07:46.475	
21	1	1:51.366	33.788	29.115	48.463	274.8	50:34.665	32	3	1:50.200	32.967	29.084	48.149	274.1	1:09:36.675	
22	1	1:50.078	33.190	28.869	48.019	276.2	52:24.743	33	3	1:49.697	32.818	29.197	47.682	271.4	1:11:26.372	
23	1	1:59.106 B	33.601	28.926	56.579	276.2	54:23.849	34	3	1:50.331	33.494	29.239	47.598	272.0	1:13:16.703	
24	3	4:08.764	2:47.576	28.975	52.213	276.2	58:32.613	35	3	1:50.046	32.883	29.199	47.964	273.4	1:15:06.749	
25	3	1:51.703	33.991	29.037	48.675	276.2	1:00:24.316	36	3	2:00.007 B	33.276	29.304	57.427	274.8	1:17:06.756	
26	3	1:51.196	33.710	29.026	48.460	276.2	1:02:15.512	37	2	3:43.846	2:23.982	29.548	50.316	271.4	1:20:50.602	
27	3	1:51.725	34.376	28.976	48.373	277.6	1:04:07.237	38	2	1:51.336	33.682	29.364	48.290	270.7	1:22:41.938	
28	3	1:50.905	33.631	28.982	48.292	276.9	1:05:58.142	39	2	1:51.049	33.324	29.238	48.487	270.7	1:24:32.987	
29	3	1:50.736	33.475	28.883	48.378	276.9	1:07:48.878	40	2	1:51.328	33.325	29.332	48.671	271.4	1:26:24.315	
30	3	1:51.586	34.129	28.958	48.499	276.9	1:09:40.464	41	2	1:54.425	34.511	29.439	50.475	274.1	1:28:18.740	
31	3	2:01.127 B	33.966	28.934	58.227	276.2	1:11:41.591	42	2	1:53.159	34.913	29.553	48.693	270.7	1:30:11.899	
32	3	3:23.827	2:05.041	29.797	48.989	274.8	1:15:05.418									
33	3	1:52.367	34.285	29.553	48.529	276.9	1:16:57.785									
34	3	1:52.922	33.482	28.787	50.653	279.1	1:18:50.707									
35	3	2:00.365 B	34.665	29.071	56.629	274.8	1:20:51.072									
36	3	3:00.254	1:41.153	30.459	48.642	274.8	1:23:51.326									
37	3	1:50.165	34.178	28.836	47.151	276.2	1:25:41.491									
38	3	1:48.949	32.949	28.657	47.343	276.2	1:27:30.440									
39	3	1:49.444	33.280	28.840	47.324	275.5	1:29:19.884									
40	3	1:48.741	32.770	28.760	47.211	276.2	1:31:08.625									
<b>10</b>		<b>Pecom Racing</b>				Oreca 03 - Nissan										
		1. Luis Perez Companc		3. Pierre Kaffer		LM P2										
		2. Gianmaria Bruni														
1	1	3:53.441	2:30.190	30.825	52.426	265.4	3:53.441									
2	1	1:53.463	34.855	29.324	49.284	270.0	5:46.904									
3	1	1:54.186	34.811	29.417	49.958	272.7	7:41.090									
4	1	1:54.422	34.366	29.321	50.735	273.4	9:35.512									
5	1	1:54.271	34.159	29.442	50.670	272.0	11:29.783									
6	1	1:52.857	34.156	29.475	49.226	271.4	13:22.640									
7	1	1:52.836	34.075	29.517	49.244	270.7	15:15.476									
8	1	1:52.651	33.993	29.430	49.228	270.7	17:08.127									
9	1	1:53.689	35.067	29.484	49.138	270.7	19:01.816									
10	1	1:54.076	33.752	29.400	50.924	271.4	20:55.892									
11	1	1:52.229	33.823	29.312	49.094	273.4	22:48.121									
<b>11</b>		<b>Race Performance</b>				Oreca 03 - Judd										
		1. Michel Frey		3. Jonathan Hirschi		LM P2										
		2. Ralph Meichtry														
1	2	8:03.645	6:42.285	29.570	51.790	274.1	8:03.645									
2	2	1:55.595	35.477	30.361	49.757	278.4	9:59.240									
3	2	1:51.972	34.031	29.107	48.834	279.1	11:51.212									
4	2	1:52.756	34.091	28.831	49.834	279.8	13:43.968									
5	2	1:51.950	33.757	29.027	49.166	277.6	15:35.918									
6	2	10:34.182 B	35.286	29.006	9:29.890	280.5	26:10.100									
7	2	2:11.167	53.425	28.878	48.864	280.5	28:21.267									
8	2	1:51.879	34.311	28.844	48.724	280.5	30:13.146									
9	2	5:09.903 B	33.850	28.883	4:07.170	279.8	35:23.049									
10	2	2:11.485	53.521	28.945	49.019	279.1	37:34.534									
11	2	7:07.933 B	33.875	28.718	6:05.340	281.2	44:42.467									
12	1	2:16.916	56.550	29.847	50.519	279.1	46:59.383									
13	1	1:52.634	33.954	29.573	49.107	277.6	48:52.017									
14	1	1:52.637	33.796	29.351	49.490	279.1	50:44.654									
15	1	1:51.668	33.828	28.973	48.867	279.1	52:36.322									
16	1	1:51.387	33.383	28.882	49.122	280.5	54:27.709									
17	1	1:51.144	33.509	28.922	48.713	279.1	56:18.853									
18	1	1:51.804	33.331	28.908	49.565	279.8	58:10.657									
19	1	1:51.125	33.336	29.009	48.780	279.8	1:00:01.782									
20	1	5:51.923 B	33.777	29.170	4:48.976	279.8	1:05:53.705									
21	3	2:11.782	53.245	29.340	49.197	278.4	1:08:05.487									
22	3	1:51.898	33.950	28.972	48.976	278.4	1:09:57.385									
23	3	1:51.618	33.710	29.009	48.899	279.1	1:11:49.003									



**ELMS**  
**6 HEURES DU CASTELLET**  
Free Practice 2

Sector Analysis

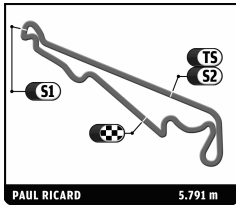
							Personal Best		Session Best		B Crossing the finish line in pit lane					
Lap	D	Time	Sector 1	Sector 2	Sector 3	T. Spd	Elapsed	Lap	D	Time	Sector 1	Sector 2	Sector 3	T. Spd	Elapsed	
24	3	1:52.735	34.283	29.116	49.336	280.5	1:13:41.738	7	1	1:52.336	33.743	29.683	48.910	273.4	21:52.396	
25	3	1:51.694	33.793	29.069	48.832	279.8	1:15:33.432	8	1	10:34.327 B	33.585	29.159	9:31.583	274.1	32:26.723	
26	3	1:52.496	34.066	28.921	49.509	281.2	1:17:25.928	9	1	2:10.471	51.109	29.913	49.449	272.7	34:37.194	
27	3	5:17.901 B	33.936	29.116	4:14.849	279.1	1:22:43.829	10	1	1:52.050	33.921	29.241	48.888	273.4	36:29.244	
28	2	2:10.344	51.658	29.070	49.616	280.5	1:24:54.173	11	1	3:31.275 B	33.925	29.153	2:28.197	272.7	40:00.519	
29	2	1:52.695	34.360	28.993	49.342	279.1	1:26:46.868	12	3	2:21.207	56.692	31.096	53.419	273.4	42:21.726	
30	2	1:52.983	34.246	29.012	49.725	279.8	1:28:39.851	13	3	1:56.510	35.009	30.680	50.821	271.4	44:18.236	
31	2	1:53.404	34.458	29.167	49.779	279.1	1:30:33.255	14	3	1:54.319	34.781	29.464	50.074	273.4	46:12.555	
<b>17</b> Status GP							Lola B12/80 Coupe - Judd HK									
1.Yelmer Buurman			3.Dean Stirling			LM P2										
2.Alexander Sims																
1	1	5:20.157	3:52.369	32.449	55.339	272.7	5:20.157	15	3	1:55.287	35.074	29.531	50.682	273.4	48:07.842	
2	1	1:58.194	37.186	30.335	50.673	274.8	7:18.351	16	3	1:55.637	35.397	29.720	50.520	272.0	50:03.479	
3	1	1:52.654	34.652	29.184	48.818	276.2	9:11.005	17	3	1:54.558	34.421	29.648	50.489	272.7	51:58.037	
4	1	1:51.840	34.068	29.197	48.575	275.5	11:02.845	18	3	5:25.355 B	34.590	29.530	4:21.235	273.4	57:23.392	
5	1	1:51.351	33.832	29.079	48.440	276.2	12:54.196	19	3	2:16.516	53.858	29.998	52.660	275.5	59:39.908	
6	1	1:50.118	33.562	29.070	47.486	276.2	14:44.314	20	3	1:55.603	34.606	29.642	51.355	274.8	1:01:35.511	
7	1	1:50.602	33.448	29.105	48.049	276.9	16:34.916	21	3	1:54.887	34.472	29.575	50.840	274.8	1:03:30.398	
8	1	1:50.507	33.457	29.599	47.451	276.2	18:25.423	22	3	1:54.001	34.355	29.424	50.222	273.4	1:05:24.399	
9	1	1:50.394	33.421	28.830	48.143	276.9	20:15.817	23	3	1:53.486	34.194	29.397	49.895	274.1	1:07:17.885	
10	1	1:49.634	33.134	28.871	47.629	276.9	22:05.451	24	3	1:53.612	34.378	29.518	49.716	274.1	1:09:11.497	
11	1	1:52.191	33.156	28.927	50.108	279.8	23:57.642	25	3	1:53.942	34.243	29.416	50.283	274.8	1:11:05.439	
12	1	2:01.779 B	33.716	29.025	59.038	276.9	25:59.421	26	3	1:53.477	34.072	29.445	49.960	273.4	1:12:58.916	
13	2	8:23.715	7:03.509	29.357	50.849	277.6	34:23.136	27	3	4:20.751 B	34.364	29.372	3:17.015	276.2	1:17:19.667	
14	2	1:53.657	34.299	28.720	50.638	279.1	36:16.793	28	2	2:10.921	52.601	29.127	49.193	276.2	1:19:30.588	
15	2	1:50.795	33.671	28.949	48.175	276.2	38:07.588	29	2	1:52.294	34.561	29.022	48.711	273.4	1:21:22.882	
16	2	1:55.310	33.994	30.616	50.700	276.9	40:02.898	30	2	1:50.760	33.360	29.047	48.353	274.8	1:23:13.642	
17	2	1:50.541	33.401	<b>28.577</b>	48.563	278.4	41:53.439	31	2	1:50.333	33.343	<b>28.976</b>	<b>48.014</b>	273.4	1:25:03.975	
18	2	1:51.400	33.139	29.022	49.239	258.4	43:44.839	32	2	<b>1:50.195</b>	<b>33.135</b>	29.017	48.043	273.4	1:26:54.170	
19	2	1:49.076	33.193	28.620	47.263	276.9	45:33.915	33	2	1:55.170	34.602	29.018	51.550	276.9	1:28:49.340	
20	2	1:49.100	32.846	28.677	47.577	277.6	47:23.015	34	2	1:50.691	33.159	29.065	48.467	274.1	1:30:40.031	
21	2	<b>1:48.740</b>	<b>32.706</b>	28.701	47.333	278.4	49:11.755	<b>19</b> Sebastian Loeb Racing								
22	2	1:52.295	32.945	28.619	50.731	277.6	51:04.050	1.Nicolas Marroc			3.Stéphane Sarrazin			Oreca 03 - Nissan		
23	2	1:49.123	33.107	28.801	<b>47.215</b>	277.6	52:53.173	2.Nicolas Minassian			LM P2					
24	2	2:02.610 B	33.429	28.824	1:00.357	277.6	54:55.783	1	1	3:09.154	1:48.669	30.235	50.250	267.3	3:09.154	
25	3	8:08.724 B	6:29.257	32.483	1:06.984	271.4	1:03:04.507	2	1	1:53.782	34.362	29.800	49.620	270.0	5:02.936	
26	3	5:58.840	4:35.022	30.579	53.239	272.7	1:09:03.347	3	1	1:53.512	34.114	29.608	49.790	270.7	6:56.448	
27	3	1:57.163	35.523	29.760	51.880	274.1	1:11:00.510	4	1	1:53.809	34.880	29.835	49.094	270.7	8:50.257	
28	3	1:56.132	35.126	29.834	51.172	273.4	1:12:56.642	5	1	5:45.293 B	34.089	29.655	4:41.549	272.0	14:35.550	
29	3	1:55.591	34.977	29.506	51.108	274.8	1:14:52.233	6	1	2:12.153	50.349	29.677	52.127	273.4	16:47.703	
30	3	1:56.132	35.043	29.645	51.444	273.4	1:16:48.365	7	1	1:52.974	34.103	29.819	49.052	271.4	18:40.677	
31	3	1:55.665	34.813	29.615	51.237	268.7	1:18:44.030	8	1	3:18.896 B	34.095	30.021	2:14.780	271.4	21:59.573	
32	3	1:54.822	34.837	29.616	50.369	274.1	1:20:38.852	9	1	2:07.135	49.692	29.399	48.044	270.7	24:06.708	
33	3	1:54.407	34.417	29.662	50.328	274.1	1:22:33.259	10	1	1:52.624	34.038	30.280	48.306	270.0	25:59.332	
34	3	1:55.677	34.874	29.338	51.465	276.2	1:24:28.936	11	1	1:51.454	33.582	29.716	48.156	271.4	27:50.786	
35	3	1:54.971	34.473	29.508	50.990	274.1	1:26:23.907	12	1	1:52.830	33.833	29.652	49.345	271.4	29:43.616	
36	3	1:54.683	34.563	29.369	50.751	276.9	1:28:18.590	13	1	1:58.283	34.334	29.404	54.545	273.4	31:41.899	
37	3	1:56.650	34.599	30.039	52.012	270.7	1:30:15.240	14	1	1:54.829	34.538	29.347	50.944	274.8	33:36.728	
<b>18</b> Murphy Prototypes							Oreca 03 - Nissan									
1.Jody Firth			3.Luca Moro			LM P2										
2.Warren Hughes																
1	1	3:48.471	2:27.625	30.137	50.709	272.0	3:48.471	15	1	3:26.834 B	33.515	29.579	2:23.740	270.7	37:03.562	
2	1	1:51.786	33.957	29.211	48.618	273.4	5:40.257	16	2	2:17.126	52.893	29.510	54.723	272.0	39:20.688	
3	1	1:52.668	33.503	29.003	50.162	274.8	7:32.925	17	2	1:52.686	34.367	29.483	48.836	272.0	41:13.374	
4	1	1:52.395	33.699	28.996	49.700	276.2	9:25.320	18	2	1:51.956	34.026	29.275	48.655	273.4	43:05.330	
5	1	8:25.321 B	34.017	30.002	7:21.302	274.1	17:50.641	19	2	1:54.249	35.006	29.246	49.997	273.4	44:59.579	
6	1	2:09.419	51.029	29.333	49.057	273.4	20:00.060	20	2	5:46.175 B	34.254	29.577	4:42.344	272.0	50:45.754	
							21									
							22									
							23									
							24									
							25									
							26									



**ELMS**  
**6 HEURES DU CASTELLET**  
Free Practice 2

Sector Analysis

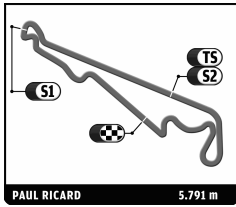
							Personal Best		Session Best		B Crossing the finish line in pit lane										
Lap	D	Time	Sector 1	Sector 2	Sector 3	T. Spd	Elapsed	Lap	D	Time	Sector 1	Sector 2	Sector 3	T. Spd	Elapsed						
27	3	1:51.069	33.597	29.379	48.093	271.4	1:07:08.634	3	2	1:54.157	34.523	29.412	50.222	272.0	7:40.076						
28	3	1:51.157	33.192	29.337	48.628	272.7	1:08:59.791	4	2	1:53.139	34.454	29.071	49.614	274.1	9:33.215						
29	3	1:51.599	33.226	29.269	49.104	273.4	1:10:51.390	5	2	1:53.700	33.937	29.175	50.588	274.8	11:26.915						
30	3	5:10.252 B	33.271	29.204	4:07.777	272.7	1:16:01.642	6	2	1:52.325	33.899	29.331	49.095	272.7	13:19.240						
31	3	2:12.369	50.979	29.325	52.065	272.0	1:18:14.011	7	2	2:01.347 B	33.694	29.223	58.430	273.4	15:20.587						
32	3	1:50.406	33.244	29.279	47.883	271.4	1:20:04.417	8	1	4:25.133	3:03.842	29.349	51.942	272.0	19:45.720						
33	3	1:50.854	33.402	29.377	48.075	270.7	1:21:55.271	9	1	1:54.582	34.847	29.317	50.418	272.0	21:40.302						
34	3	1:53.229	35.114	29.317	48.798	272.0	1:23:48.500	10	1	1:54.135	34.496	29.350	50.289	272.7	23:34.437						
35	3	1:49.716	32.920	29.224	47.572	271.4	1:25:38.216	11	1	2:05.067 B	35.092	29.932	1:00.043	272.0	25:39.504						
36	3	1:50.175	32.782	29.121	48.272	272.0	1:27:28.391	12	1	8:50.460	7:18.901	39.509	52.050	270.7	34:29.964						
<b>24</b> OAK Racing 1. Jacques Nicolet 2. Guillaume Moreau 3. Dominik Kraihamer Morgan - Judd LM P2														13	1	1:54.927	35.295	29.423	50.209	274.1	36:24.891
1	3	2:08.049	47.611	30.103	50.335	274.1	2:08.049	14	1	3:07.665 B	35.136	29.156	2:03.373	275.5	39:32.556						
2	3	1:51.518	34.203	29.120	48.195	276.9	3:59.567	15	1	11:36.311	...	29.928	52.046	271.4	51:08.867						
3	3	1:50.463	33.595	28.868	48.000	278.4	5:50.030	16	1	1:53.342	34.548	29.146	49.648	273.4	53:02.209						
4	3	1:51.567	33.932	28.983	48.652	279.8	7:41.597	17	1	1:52.298	33.923	29.133	49.242	272.7	54:54.507						
5	3	6:22.389 B	35.070	28.818	5:18.501	278.4	14:03.986	18	1	1:52.443	33.981	29.158	49.304	272.0	56:46.950						
6	3	2:14.792	52.574	29.131	53.087	278.4	16:18.778	19	1	1:52.845	34.177	29.139	49.529	272.7	58:39.795						
7	3	1:51.099	33.615	29.082	48.402	279.8	18:09.877	20	1	1:54.247	34.057	29.353	50.837	272.7	1:00:34.042						
8	3	1:50.940	33.762	28.916	48.262	280.5	20:00.817	21	1	1:53.251	34.014	29.226	50.011	272.0	1:02:27.293						
9	3	1:52.239	34.323	28.867	49.049	282.0	21:53.056	22	1	1:52.834	33.772	29.182	49.880	273.4	1:04:20.127						
10	3	1:51.361	33.611	28.858	48.892	282.0	23:44.417	23	1	1:54.549	33.958	29.226	51.365	274.1	1:06:14.676						
11	3	1:50.889	33.607	29.008	48.274	279.1	25:35.306	24	1	1:53.577	34.285	29.364	49.928	272.7	1:08:08.253						
12	3	3:50.493 B	34.357	29.429	2:46.707	282.0	29:25.799	25	1	1:53.975	34.516	29.794	49.665	273.4	1:10:02.228						
13	1	2:15.556	53.654	29.282	52.620	281.2	31:41.355	26	1	2:02.904 B	33.600	29.139	1:00.165	272.0	1:12:05.132						
14	1	1:53.161	34.400	29.110	49.651	279.8	33:34.516	27	2	5:12.478	3:51.265	29.613	51.600	271.4	1:17:17.610						
15	1	1:53.591	34.140	29.378	50.073	278.4	35:28.107	28	2	1:51.618	33.704	29.167	48.747	270.7	1:19:09.228						
16	1	1:53.245	34.440	29.123	49.682	277.6	37:21.352	29	2	1:51.015	33.432	29.253	48.330	272.0	1:21:00.243						
17	1	1:56.076	35.656	28.986	51.434	279.8	39:17.428	30	2	1:53.574	33.592	29.688	50.294	275.5	1:22:53.817						
18	1	1:53.831	34.626	29.211	49.994	278.4	41:11.259	31	2	1:51.158	33.444	29.211	48.503	272.7	1:24:44.975						
19	1	1:53.312	34.267	29.085	49.960	281.2	43:04.571	32	2	1:51.113	33.278	28.959	48.876	274.1	1:26:36.088						
20	1	4:18.629 B	34.849	29.097	3:14.683	279.8	47:23.200	33	2	1:50.927	33.420	29.001	48.506	274.1	1:28:27.015						
21	1	2:10.314	51.192	29.318	49.804	277.6	49:33.514	34	2	1:52.895	34.435	29.074	49.386	273.4	1:30:19.910						
22	1	1:52.714	33.961	29.052	49.701	278.4	51:26.228	<b>40</b> Boutsen Ginion Racing 1. Thomas Dagoneau 2. Massimo Vignali 3. Jean Marc Merlin Formula Le Mans - Oreca - 09 LM PC													
23	1	1:52.660	34.466	29.195	48.999	278.4	53:18.888	1	3	4:39.982 B	2:56.073	34.787	1:09.122	256.5	4:39.982						
24	1	1:52.774	34.361	29.034	49.379	278.4	55:11.662	2	3	4:47.756	3:22.255	31.391	54.110	259.0	9:27.738						
25	1	3:43.213 B	34.599	29.083	2:39.531	277.6	58:54.875	3	3	2:01.876	37.089	31.072	53.715	259.6	11:29.614						
26	3	2:15.702	57.865	29.048	48.789	278.4	1:01:10.577	4	3	2:01.352	36.751	31.222	53.379	260.2	13:30.966						
27	3	2:25.093 B	33.595	28.902	1:22.596	279.8	1:03:35.670	5	3	2:01.236	36.504	31.119	53.613	259.6	15:32.202						
28	3	2:10.674	52.467	29.545	48.662	278.4	1:05:46.344	6	3	2:00.703	36.359	30.888	53.456	260.9	17:32.905						
29	3	1:52.319	33.576	28.923	49.820	281.2	1:07:38.663	7	3	2:00.087	36.183	30.921	52.983	260.9	19:32.992						
30	3	1:50.722	33.698	28.956	48.068	280.5	1:09:29.385	8	3	1:59.916	35.947	30.750	53.219	260.9	21:32.908						
31	3	1:50.674	33.545	28.866	48.263	281.2	1:11:20.059	9	3	1:59.938	36.428	30.780	52.730	260.9	23:32.846						
32	3	5:23.772 B	33.855	28.942	4:20.975	279.1	1:16:43.831	10	3	2:00.075	36.299	30.897	52.879	264.7	25:32.921						
33	3	2:10.432	52.343	29.067	49.022	278.4	1:18:54.263	11	3	1:59.493	36.220	30.731	52.542	266.0	27:32.414						
34	3	1:52.655	34.562	29.845	48.248	278.4	1:20:46.918	12	3	1:59.552	36.213	30.719	52.620	263.4	29:31.966						
35	3	2:51.582 B	33.773	28.872	1:48.937	279.8	1:23:38.500	13	3	1:59.137	36.025	30.725	52.387	262.1	31:31.103						
36	3	2:08.844	51.605	28.774	48.465	280.5	1:25:47.344	14	3	1:58.801	35.687	30.686	52.428	262.1	33:29.904						
37	3	1:49.301	33.220	28.759	47.322	279.8	1:27:36.645	15	3	2:20.486 B	37.081	33.587	1:09.818	262.1	35:50.390						
38	3	1:49.651	33.101	28.758	47.792	280.5	1:29:26.296	16	3	4:54.723	3:30.202	31.187	53.334	261.5	40:45.113						
39	3	1:49.589	33.286	28.783	47.520	279.8	1:31:15.885	17	3	2:01.860	37.831	30.852	53.177	262.1	42:46.973						
<b>38</b> Jota 1. Simon Dolan 2. Sam Hancock Zytek Z11SN - Nissan LM P2														18	3	2:00.610	36.715	31.090	52.805	262.1	44:47.583
1	2	3:50.688	2:27.060	30.370	53.258	255.3	3:50.688	19	3	2:00.671	36.680	30.729	53.262	262.8	46:48.254						
2	2	1:55.231	35.184	29.585	50.462	270.7	5:45.919	20	3	2:00.559	36.678	30.710	53.171	265.4	48:48.813						
														21	3	1:59.961	36.367	30.822	52.772	264.7	50:48.774
														22	3	1:58.953	35.980	30.604	52.369	262.8	52:47.727



**ELMS**  
**6 HEURES DU CASTELLET**  
Free Practice 2

Sector Analysis

							Personal Best		Session Best		B Crossing the finish line in pit lane				
Lap	D	Time	Sector 1	Sector 2	Sector 3	T. Spd	Elapsed	Lap	D	Time	Sector 1	Sector 2	Sector 3	T. Spd	Elapsed
23	3	2:11.247B	35.968	30.877	1:04.402	262.8	54:58.974	4	2	1:51.983	33.557	29.417	49.009	268.7	7:53.968
24	2	4:04.956	2:40.881	30.878	53.197	261.5	59:03.930	5	2	1:51.737	33.758	29.583	48.396	271.4	9:45.705
25	2	1:57.838	35.452	30.768	51.618	262.1	1:01:01.768	6	2	1:53.825	34.729	29.381	49.715	270.7	11:39.530
26	2	1:58.897	35.828	31.257	51.812	262.1	1:03:00.665	7	2	1:59.809B	33.970	29.388	56.541	269.3	13:39.339
27	2	1:57.898	35.748	30.678	51.472	262.1	1:04:58.563	8	2	3:36.968	2:19.106	29.280	48.582	270.0	17:16.307
28	2	1:57.449	35.677	30.648	51.124	262.1	1:06:56.012	9	2	1:53.501	33.492	29.173	50.836	272.0	19:09.808
29	2	1:57.306	35.600	30.459	51.247	262.8	1:08:53.318	10	2	1:51.316	33.577	29.332	48.407	269.3	21:01.124
30	2	2:08.489B	35.760	30.467	1:02.262	263.4	1:11:01.807	11	2	1:52.014	33.837	29.774	48.403	269.3	22:53.138
31	2	4:01.759	2:38.265	30.891	52.603	262.1	1:15:03.566	12	2	1:59.036	34.268	31.105	53.663	230.8	24:52.174
32	2	1:58.146	35.762	30.629	51.755	264.1	1:17:01.712	13	2	2:01.528B	34.818	29.839	56.871	264.1	26:53.702
33	2	1:57.812	35.893	30.661	51.258	262.1	1:18:59.524	14	2	5:41.376	4:21.363	29.592	50.421	272.0	32:35.078
34	2	1:57.302	<b>35.374</b>	30.516	51.412	262.8	1:20:56.826	15	2	1:54.398	34.101	29.411	50.886	270.7	34:29.476
35	2	1:57.811	35.494	30.824	51.493	262.1	1:22:54.637	16	2	1:53.341	34.147	29.356	49.838	272.0	36:22.817
36	2	<b>1:57.151</b>	35.381	30.708	<b>51.062</b>	263.4	1:24:51.788	17	2	1:51.522	33.865	29.345	48.312	272.0	38:14.339
37	2	2:07.755B	35.619	<b>30.397</b>	1:01.739	264.1	1:26:59.543	18	2	1:52.565	33.720	29.189	49.656	272.7	40:06.904
<b>42</b> <b>Curtis Racing Technologies</b> Formula Le Mans - Oreca - 09 1. John Hartshorne 3. Alex Kapadia LM PC 2. Phil Keen															
1	1	44:21.040B	8:27.690	40.831	...	191.2	44:21.040	23	1	1:59.157B	33.850	29.345	55.962	271.4	51:01.813
2	3	5:31.615B	58.728	31.512	4:01.375	253.5	49:52.655	24	1	4:14.160	2:52.351	29.426	52.383	271.4	55:15.973
3	3	4:58.143B	55.073	32.946	3:30.124	210.5	54:50.798	25	1	1:52.459	33.699	29.732	49.028	273.4	57:08.432
4	3	23:39.912B	56.985	31.348	...	259.0	1:18:30.710	26	1	1:52.914	33.776	29.286	49.852	272.7	59:01.346
5	3	2:25.783	57.494	33.430	54.859	256.5	1:20:56.493	27	1	1:51.330	33.541	29.464	48.325	270.7	1:00:52.676
6	3	3:36.469B	37.096	32.376	2:26.997	259.6	1:24:32.962	28	1	1:51.555	33.516	29.811	48.228	272.0	1:02:44.231
7	2	2:18.435	35.196	31.218	54.021	252.9	1:26:51.397	29	1	1:58.634B	33.541	29.284	55.809	271.4	1:04:42.865
8	2	1:59.186	<b>35.453</b>	30.642	53.091	262.1	1:28:50.583	30	1	5:59.768	4:41.257	29.328	49.183	270.7	1:10:42.633
9	2	<b>1:57.614</b>	35.525	<b>30.498</b>	<b>51.591</b>	262.8	1:30:48.197	31	1	1:51.437	33.718	29.448	48.271	270.0	1:12:34.070
<b>44</b> <b>Extreme Limite Aric</b> Norma M200P - Judd LM P2 1. Fabien Rosier 2. Philippe Thirion															
1	2	6:53.821	5:23.581	33.999	56.241	255.9	6:53.821	32	1	1:51.158	33.564	29.295	48.299	271.4	1:14:25.228
2	2	2:03.250	37.319	32.619	53.312	261.5	8:57.071	33	1	1:59.716B	33.376	29.359	56.981	271.4	1:16:24.944
3	2	1:59.389	35.927	30.846	52.616	262.8	10:56.460	34	1	5:21.749	4:00.000	29.327	52.422	270.0	1:21:46.693
4	2	1:59.523	35.540	30.943	53.040	262.1	12:55.983	35	1	1:49.578	33.056	29.174	47.348	269.3	1:23:36.271
5	2	1:59.898	35.612	30.920	53.366	262.1	14:55.881	36	1	1:50.851	32.994	<b>29.110</b>	48.747	271.4	1:25:27.122
6	2	1:58.498	35.524	30.708	52.266	262.8	16:54.379	37	1	1:49.448	32.877	29.218	47.353	270.0	1:27:16.570
7	2	2:00.188	35.565	30.848	53.775	262.1	18:54.567	38	1	<b>1:49.329</b>	<b>32.849</b>	29.276	<b>47.204</b>	269.3	1:29:05.899
8	2	1:58.211	35.606	30.799	51.806	262.8	20:52.778	39	1	1:57.379B	32.950	29.170	55.259	270.0	1:31:03.278
9	2	1:58.607	35.312	30.959	52.336	262.1	22:51.385	<b>60</b> <b>AF Corse</b> Ferrari 458 Italia LM GTE Am 1. Marco Cioci 3. Piergiuseppe Perazzini 2. Matt Griffin							
10	2	14:18.049B	35.680	31.553	...	254.1	37:09.434	1	2	2:15.863	48.534	32.740	54.589	252.3	2:15.863
11	2	2:28.793	1:02.365	32.609	53.819	262.8	39:38.227	2	2	2:03.194	37.146	31.912	54.136	257.8	4:19.057
12	2	1:58.209	35.815	30.727	51.667	262.8	41:36.436	3	2	2:14.595	48.255	32.179	54.161	255.9	6:33.652
13	2	2:33.679	34.955	1:06.575	52.149	260.2	44:10.115	4	2	2:01.728	36.421	31.719	53.588	259.0	8:35.380
14	2	1:58.759	35.800	30.994	51.965	264.1	46:08.874	5	2	2:01.651	36.329	31.651	53.671	258.4	10:37.031
15	2	1:57.995	35.350	30.781	51.864	264.7	48:06.869	6	2	2:11.410B	36.584	31.802	1:03.024	257.1	12:48.441
16	2	7:33.735B	37.259	30.995	6:25.481	264.7	55:40.604	7	2	4:02.351	2:34.901	31.896	55.554	257.1	16:50.792
17	1	2:15.788	53.640	30.587	51.561	262.1	57:56.392	8	2	2:03.708	37.106	32.398	54.204	257.1	18:54.500
18	1	1:55.347	34.874	30.046	50.427	264.7	59:51.739	9	2	2:02.803	36.700	31.735	54.368	259.0	20:57.303
19	1	1:55.181	34.783	29.907	50.491	266.7	1:01:46.920	10	2	2:02.322	36.702	31.683	53.937	259.6	22:59.625
20	1	<b>1:53.922</b>	<b>34.417</b>	29.856	<b>49.649</b>	266.7	1:03:40.842	11	2	2:14.172B	37.830	32.140	1:04.202	257.8	25:13.797
<b>46</b> <b>Thiriet by Tds Racing</b> Oreca 03 - Nissan LM P2 1. Mathias Beche 2. Pierre Thiriet															
1	2	2:16.414	53.142	30.059	53.213	264.7	2:16.414	12	3	4:40.796	3:10.822	33.018	56.956	257.1	29:54.593
2	2	1:53.872	35.149	29.719	49.004	266.7	4:10.286	13	3	2:06.527	37.509	32.784	56.234	257.1	32:01.120
3	2	1:51.699	33.852	29.451	48.396	267.3	6:01.985	14	3	2:05.596	37.537	32.279	55.780	256.5	34:06.716
							15 3 2:13.629B 37.561 32.394 1:03.674 256.5 36:20.345								
							16 3 3:15.042 1:43.782 33.268 57.992 256.5 39:35.387								
							17 3 2:04.702 37.491 32.357 54.854 260.9 41:40.089								
							18 3 2:04.054 36.982 32.154 54.918 256.5 43:44.143								

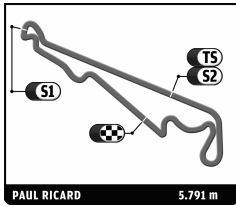


**ELMS**  
**6 HEURES DU CASTELLET**  
Free Practice 2

Sector Analysis

								<span style="color: green;">■</span> Personal Best <span style="color: purple;">■</span> Session Best <span style="color: blue;">■</span> Crossing the finish line in pit lane														
Lap	D	Time	Sector 1	Sector 2	Sector 3	T. Spd	Elapsed	Lap	D	Time	Sector 1	Sector 2	Sector 3	T. Spd	Elapsed							
19	3	2:14.795 <b>B</b>	37.148	31.718	1:05.929	259.6	45:58.938	37	1	2:01.908	36.758	31.112	54.038	265.4	1:26:23.714							
20	3	11:22.080	9:53.165	32.766	56.149	254.1	57:21.018	38	1	2:02.362	37.055	31.151	54.156	266.7	1:28:26.076							
21	3	2:05.189	37.214	32.047	55.928	256.5	59:26.207	39	1	2:02.127	36.744	31.280	54.103	266.0	1:30:28.203							
22	3	2:03.406	36.795	31.974	54.637	257.1	1:01:29.613	<div style="border: 1px solid black; padding: 5px;"> <b>66</b> <b>JMW Motorsport</b> <span style="float: right;">Ferrari 458 Italia</span>                      1. James Walker <span style="float: right;">LM GTE Pro</span>                      2. Jonathan Cocker                 </div>														
23	3	2:03.162	36.705	31.679	54.778	258.4	1:03:32.775															
24	3	2:02.644	36.575	31.746	54.323	255.9	1:05:35.419															
25	3	2:13.517 <b>B</b>	36.921	31.844	1:04.752	256.5	1:07:48.936															
26	1	3:33.743	2:04.077	32.588	57.078	254.7	1:11:22.679															
27	1	2:03.332	37.483	31.790	54.059	257.1	1:13:26.011															
28	1	2:01.776	36.463	31.683	53.630	256.5	1:15:27.787															
29	1	2:01.060	36.196	31.541	53.323	257.1	1:17:28.847															
30	1	2:00.822	36.057	31.568	53.197	257.1	1:19:29.669															
31	1	2:00.036	36.056	31.329	<b>52.651</b>	259.0	1:21:29.705															
32	1	<b>1:59.746</b>	35.694	31.302	52.750	260.2	1:23:29.451															
33	1	1:59.787	<b>35.663</b>	<b>31.282</b>	52.842	259.6	1:25:29.238															
34	1	1:59.764	35.748	31.346	52.670	259.0	1:27:29.002															
35	1	2:00.657	35.900	31.474	53.283	259.0	1:29:29.659															
36	1	1:59.856	35.857	31.283	52.716	259.6	1:31:29.515															
<div style="border: 1px solid black; padding: 5px;"> <b>61</b> <b>Kessel Racing</b> <span style="float: right;">Ferrari 458 Italia</span>                      1. Michael Broniszewski <span style="float: right;">LM GTE Pro</span>                      2. Philipp Peter                 </div>															1	1	3:25.776	1:57.584	32.056	56.136	261.5	3:25.776
															2	1	2:04.591	37.523	31.654	55.414	262.8	5:30.367
								3	1	2:04.622	37.338	31.641	55.643	263.4	7:34.989							
								4	1	2:04.872	37.169	31.543	56.160	264.1	9:39.861							
								5	1	2:03.384	37.073	31.452	54.859	264.7	11:43.245							
								6	1	2:03.323	37.083	31.449	54.791	266.0	13:46.568							
								7	1	2:03.082	36.780	31.555	54.747	264.7	15:49.650							
								8	1	2:03.564	37.310	31.651	54.603	266.7	17:53.214							
								9	1	2:02.866	36.993	31.347	54.526	266.0	19:56.080							
								10	1	2:02.518	36.786	31.459	54.273	264.1	21:58.598							
								11	1	2:11.011 <b>B</b>	36.939	31.308	1:02.764	265.4	24:09.609							
								12	2	3:24.682	1:57.079	31.756	55.847	264.1	27:34.291							
								13	2	2:01.980	36.819	31.265	53.896	266.0	29:36.271							
								14	2	2:01.779	36.619	31.049	54.111	268.7	31:38.050							
								15	2	2:10.292 <b>B</b>	36.344	31.006	1:02.942	268.7	33:48.342							
								16	2	3:09.125	1:43.533	31.422	54.170	265.4	36:57.467							
								17	2	2:00.921	36.176	30.848	53.897	266.0	38:58.388							
18	2	2:00.161	36.208	30.817	53.136	266.7	40:58.549															
19	2	<b>1:59.273</b>	<b>35.807</b>	<b>30.693</b>	52.773	266.7	42:57.822															
20	2	1:59.505	35.852	30.854	52.799	268.7	44:57.327															
21	2	1:59.524	35.930	30.717	52.877	269.3	46:56.851															
22	2	2:07.433 <b>B</b>	35.871	30.712	1:00.850	269.3	49:04.284															
23	2	4:28.947	3:04.974	30.943	53.030	267.3	53:33.231															
24	2	1:59.701	36.109	30.817	52.775	268.7	55:32.932															
25	2	2:00.129	36.428	30.934	<b>52.767</b>	265.4	57:33.061															
26	2	1:59.639	<b>35.747</b>	30.860	53.032	265.4	59:32.700															
27	2	2:08.833 <b>B</b>	36.105	30.896	1:01.832	266.7	1:01:41.533															
28	1	4:55.936	3:28.302	32.527	55.107	263.4	1:06:37.469															
29	1	2:03.309	37.203	31.845	54.261	264.7	1:08:40.778															
30	1	2:01.950	36.515	31.241	54.194	266.7	1:10:42.728															
31	1	2:03.457	37.175	31.222	55.060	265.4	1:12:46.185															
32	1	2:03.111	36.816	31.397	54.898	266.0	1:14:49.296															
33	1	2:02.047	36.672	31.148	54.227	265.4	1:16:51.343															
34	1	2:11.022 <b>B</b>	37.050	31.319	1:02.653	265.4	1:19:02.365															
35	1	3:17.686	1:52.137	31.280	54.269	265.4	1:22:20.051															
36	1	2:01.755	36.664	31.125	53.966	266.7	1:24:21.806															
<div style="border: 1px solid black; padding: 5px;"> <b>67</b> <b>Imsa Performance Matmut</b> <span style="float: right;">Porsche 911 RSR (997)</span>                      1. Nicolas Armindo <span style="float: right;">LM GTE Am</span>                      2. Raymond Narac <span style="float: right;">3. Anthony Pons</span> </div>								1	2	2:17.833	50.542	31.372	55.919	262.1	2:17.833							
								2	2	2:02.598	37.506	31.128	53.964	266.7	4:20.431							
								3	2	2:00.304	35.937	30.987	53.380	265.4	6:20.735							
								4	2	2:00.296	36.105	31.116	53.075	265.4	8:21.031							
								5	2	2:00.521	36.118	31.158	53.245	265.4	10:21.552							
								6	2	2:00.292	35.908	31.110	53.274	265.4	12:21.844							
								7	2	3:26.621 <b>B</b>	35.850	31.272	2:19.499	265.4	15:48.465							
								8	3	2:23.732	55.598	31.981	56.153	262.1	18:12.197							
								9	3	2:05.108	37.083	31.487	56.538	263.4	20:17.305							
								10	3	2:04.446	37.069	31.420	55.957	262.1	22:21.751							
								11	3	2:04.240	37.208	31.459	55.573	263.4	24:25.991							

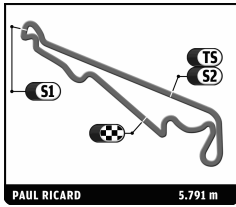




**ELMS**  
**6 HEURES DU CASTELLET**  
Free Practice 2

Sector Analysis

							Personal Best		Session Best		B Crossing the finish line in pit lane											
Lap	D	Time	Sector 1	Sector 2	Sector 3	T. Spd	Elapsed	Lap	D	Time	Sector 1	Sector 2	Sector 3	T. Spd	Elapsed							
12	3	2:03.781	36.987	31.397	55.397	263.4	26:29.772	27	2	1:59.876	36.273	30.598	53.005	270.7	1:22:02.386							
13	3	2:03.809	37.446	31.149	55.214	266.7	28:33.581	28	2	1:59.884	36.049	30.566	53.269	272.0	1:24:02.270							
14	3	2:02.849	36.874	31.170	54.805	264.7	30:36.430	29	2	1:59.836	35.935	30.614	53.287	270.7	1:26:02.106							
15	3	2:03.544	37.073	31.246	55.225	262.8	32:39.974	30	2	1:59.931	35.984	30.822	53.125	270.0	1:28:02.037							
16	3	2:03.040	36.980	31.179	54.881	266.7	34:43.014	31	2	1:59.766	36.141	30.615	53.010	269.3	1:30:01.803							
17	3	2:03.174	36.983	31.132	55.059	264.7	36:46.188	<b>75 Prospeed Competition</b> Porsche 911 RSR (997)														
18	3	2:03.005	36.933	31.109	54.963	264.7	38:49.193	1.Marc Goossens LM GTE Am														
19	3	2:02.870	36.819	31.132	54.919	264.7	40:52.063	2.Maxime Soulet														
20	3	2:03.438	36.893	31.220	55.325	263.4	42:55.501	1	1	2:18.795	50.034	32.513	56.248	257.8	2:18.795							
21	3	2:05.088	37.928	31.245	55.915	264.7	45:00.589	2	1	2:03.033	37.229	31.357	54.447	270.0	4:21.828							
22	3	4:20.307 B	37.748	31.440	3:11.119	266.0	49:20.896	3	1	2:01.336	36.595	31.105	53.636	267.3	6:23.164							
23	1	2:18.189	52.548	31.512	54.129	262.1	51:39.085	4	1	2:02.734	36.393	31.076	55.265	268.0	8:25.898							
24	1	2:01.399	36.514	31.205	53.680	263.4	53:40.484	5	1	6:24.074 B	36.519	31.261	5:16.294	266.7	14:49.972							
25	1	2:01.641	36.237	31.166	54.238	262.8	55:42.125	6	1	2:20.223	53.605	31.392	55.226	264.1	17:10.195							
26	1	2:01.305	36.198	31.159	53.948	264.7	57:43.430	7	1	2:01.039	36.210	30.924	53.905	266.7	19:11.234							
27	1	4:15.517 B	37.096	32.350	3:06.071	255.9	1:01:58.947	8	1	2:00.354	35.908	31.047	53.399	265.4	21:11.588							
28	1	2:15.846	52.001	31.412	52.433	261.5	1:04:14.793	9	1	4:10.255 B	36.178	31.110	3:02.967	264.7	25:21.843							
29	1	1:59.896	35.643	31.014	53.239	263.4	1:06:14.689	10	2	2:19.777	53.681	31.347	54.749	264.7	27:41.620							
30	1	1:58.995	35.562	30.996	52.437	264.7	1:08:13.684	11	2	2:02.967	37.449	31.231	54.287	266.0	29:44.587							
31	1	3:48.950 B	36.093	30.847	2:42.010	266.0	1:12:02.634	12	2	2:01.827	36.628	30.970	54.229	268.0	31:46.414							
32	1	2:15.089	50.903	31.322	52.864	262.8	1:14:17.723	13	2	2:01.872	36.726	31.086	54.060	268.0	33:48.286							
33	1	1:59.579	35.891	30.918	52.770	265.4	1:16:17.302	14	2	2:02.843	36.438	30.976	55.429	265.4	35:51.129							
34	1	3:50.669 B	36.264	31.042	2:43.363	265.4	1:20:07.971	15	2	2:01.324	36.772	31.024	53.528	264.7	37:52.453							
35	3	2:20.920	54.118	31.574	55.228	262.8	1:22:28.891	16	2	2:01.210	36.334	31.141	53.735	264.7	39:53.663							
36	3	2:03.638	37.017	31.402	55.219	263.4	1:24:32.529	17	2	2:01.479	36.580	30.991	53.908	267.3	41:55.142							
37	3	2:03.172	37.064	31.425	54.683	262.8	1:26:35.701	18	2	3:53.597 B	36.519	31.223	2:45.855	266.0	45:48.739							
38	3	2:03.611	37.201	31.666	54.744	262.8	1:28:39.312	19	2	2:17.216	52.158	31.301	53.757	265.4	48:05.955							
39	3	2:03.674	37.320	31.300	55.054	263.4	1:30:42.986	20	2	2:01.375	36.512	31.151	53.712	268.0	50:07.330							
<b>69 Gulf Racing</b> Aston Martin Vantage																						
1.Roald Goethe LM GTE Am																						
2.Stuart Hall																						
1	1	22:54.030 B	...	32.977	4:36.416	268.0	22:54.030	21	2	5:20.575 B	36.445	31.079	4:13.051	267.3	55:27.905							
2	1	2:25.387	55.814	32.351	57.222	267.3	25:19.417	22	2	2:16.651	51.764	30.932	53.955	268.7	57:44.556							
3	1	2:06.769	38.121	31.921	56.727	268.0	27:26.186	23	2	2:01.157	36.411	30.953	53.793	268.0	59:45.713							
4	1	2:07.186	38.531	31.727	56.928	268.7	29:33.372	24	2	2:01.173	36.290	31.056	53.827	268.0	1:01:46.886							
5	1	2:07.969	38.425	31.480	58.064	268.7	31:41.341	25	2	4:18.766 B	36.743	31.038	3:10.985	267.3	1:06:05.652							
6	1	2:08.082	38.954	31.696	57.432	268.0	33:49.423	26	2	2:17.187	51.919	31.201	54.067	266.7	1:08:22.839							
7	1	2:06.414	38.269	31.829	56.316	268.7	35:55.837	27	2	2:01.364	36.625	31.087	53.652	268.0	1:10:24.203							
8	1	2:06.947	38.374	31.673	56.900	268.0	38:02.784	28	2	3:07.960 B	36.310	31.115	2:00.535	266.7	1:13:32.163							
9	1	2:07.763	38.460	31.754	57.549	270.0	40:10.547	29	1	2:18.031	52.567	31.348	54.116	267.3	1:15:50.194							
10	1	2:05.887	37.898	31.596	56.393	268.7	42:16.434	30	1	3:42.907 B	36.448	31.161	2:35.298	266.0	1:19:33.101							
11	1	2:08.621	39.366	31.957	57.298	269.3	44:25.055	31	1	2:17.447	53.107	30.960	53.380	266.0	1:21:50.548							
12	1	2:05.895	38.512	31.409	55.974	268.7	46:30.950	32	1	1:59.977	35.945	30.836	53.196	266.0	1:23:50.525							
13	1	2:07.432	38.913	31.827	56.692	268.0	48:38.382	33	1	1:59.675	35.945	30.821	52.909	268.0	1:25:50.200							
14	1	4:39.397 B	38.861	32.075	3:28.461	268.7	53:17.779	34	1	1:59.192	35.679	30.879	52.634	267.3	1:27:49.392							
15	2	2:20.182	54.851	31.383	53.948	269.3	55:37.961	35	1	1:59.864	35.933	30.951	52.980	266.7	1:29:49.256							
16	2	2:01.087	36.801	30.932	53.354	270.7	57:39.048	36	1	1:59.458	35.841	30.815	52.802	267.3	1:31:48.714							
17	2	2:00.519	36.406	30.815	53.298	271.4	59:39.567	<b>83 JMB Racing</b> Ferrari 458 Italia														
18	2	2:00.715	36.517	30.779	53.419	272.7	1:01:40.282	1.Jaime Melo LM GTE Pro														
19	2	1:59.957	36.037	30.694	53.226	273.4	1:03:40.239	2.Marco Frezza														
20	2	4:04.918 B	36.556	30.844	2:57.518	273.4	1:07:45.157	1	2	9:45.244	8:18.168	32.062	55.014	259.6	9:45.244							
21	2	2:22.595	56.096	33.479	53.020	269.3	1:10:07.752	2	2	2:02.056	36.745	31.402	53.909	260.9	11:47.300							
22	2	1:58.871	35.879	30.632	52.360	270.0	1:12:06.623	3	2	2:00.977	36.342	31.253	53.382	264.7	13:48.277							
23	2	1:58.851	35.752	30.581	52.518	270.0	1:14:05.474	4	2	2:01.499	36.096	31.077	54.326	266.0	15:49.776							
24	2	1:58.797	35.788	30.539	52.470	271.4	1:16:04.271	5	2	2:00.571	36.331	31.230	53.010	261.5	17:50.347							
25	2	1:58.908	35.727	30.586	52.595	270.0	1:18:03.179	6	2	2:00.084	35.939	31.169	52.976	262.1	19:50.431							
26	2	1:59.331	35.890	30.636	52.805	270.0	1:20:02.510	7	2	6:07.098 B	38.072	35.862	4:53.164	200.7	25:57.529							
							8									2	2:22.997	56.088	32.456	54.453	258.4	28:20.526
							9									2	2:00.441	36.436	31.143	52.862	262.1	30:20.967
							10									2	1:59.437	35.803	30.984	52.650	264.7	32:20.404



## ELMS

### 6 HEURES DU CASTELLET

#### Free Practice 2

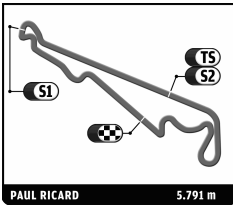
#### Sector Analysis

■ Personal Best   
 ■ Session Best   
 B Crossing the finish line in pit lane

Lap	D	Time	Sector 1	Sector 2	Sector 3	T. Spd	Elapsed	Lap	D	Time	Sector 1	Sector 2	Sector 3	T. Spd	Elapsed
11	2	2:03.841	37.426	31.382	55.033	263.4	34:24.245								
12	2	1:59.438	35.522	30.984	52.932	262.8	36:23.683								
13	2	1:59.082	35.541	30.839	52.702	265.4	38:22.765								
14	2	1:58.544	35.375	30.931	52.238	262.8	40:21.309								
15	2	4:43.414 <b>B</b>	35.769	31.178	3:36.467	264.7	45:04.723								
16	2	2:19.208	53.066	31.510	54.632	262.1	47:23.931								
17	2	2:00.339	36.020	31.119	53.200	262.8	49:24.270								
18	2	2:01.693	37.301	31.170	53.222	265.4	51:25.963								
19	2	1:59.567	36.163	30.963	52.441	264.1	53:25.530								
20	2	1:59.248	35.640	30.987	52.621	262.8	55:24.778								
21	2	1:59.481	35.699	31.059	52.723	263.4	57:24.259								
22	2	1:59.962	35.752	30.849	53.361	266.7	59:24.221								
23	2	2:00.175	35.682	31.000	53.493	263.4	1:01:24.396								
24	2	1:59.661	35.738	30.976	52.947	263.4	1:03:24.057								
25	2	2:00.099	36.161	31.003	52.935	263.4	1:05:24.156								
26	2	6:44.081 <b>B</b>	36.026	31.025	5:37.030	263.4	1:12:08.237								
27	1	2:23.188	56.156	32.971	54.061	259.0	1:14:31.425								
28	1	1:58.638	35.305	30.935	52.398	261.5	1:16:30.063								
29	1	1:58.169	35.051	31.015	52.103	262.1	1:18:28.232								

99		JMB Racing		Ferrari 458 Italia			
		1. Alain Ferte		LM GTE Am			
		2. Philippe Illiano					
1	2	7:59.868	6:28.176	33.408	58.284	255.9	7:59.868
2	2	2:12.639	38.978	33.614	1:00.047	256.5	10:12.507
3	2	2:06.778	38.045	32.508	56.225	257.1	12:19.285
4	2	2:05.103	38.041	31.870	55.192	260.9	14:24.388
5	2	2:05.670	37.985	31.802	55.883	258.4	16:30.058
6	2	2:06.150	37.861	32.674	55.615	258.4	18:36.208
7	2	2:04.804	37.660	31.935	55.209	260.9	20:41.012
8	2	2:03.727	37.375	31.700	54.652	259.6	22:44.739
9	2	2:04.576	37.181	31.465	55.930	264.1	24:49.315
10	2	2:06.822	39.000	32.255	55.567	260.2	26:56.137
11	2	2:03.657	37.136	31.635	54.886	260.2	28:59.794
12	2	4:34.460 <b>B</b>	37.277	31.607	3:25.576	260.9	33:34.254
13	1	2:23.803	56.927	31.705	55.171	261.5	35:58.057
14	1	2:04.101	37.299	31.193	55.609	264.7	38:02.158
15	1	2:03.235	37.140	31.398	54.697	259.6	40:05.393
16	1	2:02.196	36.874	31.209	54.113	262.1	42:07.589
17	1	2:01.989	36.556	31.240	54.193	260.9	44:09.578
18	1	2:02.382	37.243	31.205	53.934	262.1	46:11.960
19	1	2:02.291	36.955	31.200	54.136	261.5	48:14.251
20	1	3:51.448 <b>B</b>	36.254	31.204	2:43.990	260.9	52:05.699
21	1	2:24.690	55.801	32.573	56.316	259.0	54:30.389
22	1	2:00.890	36.285	31.216	53.389	259.6	56:31.279
23	1	2:01.906	36.175	31.125	54.606	260.2	58:33.185
24	1	2:00.853	36.173	31.201	53.479	260.2	1:00:34.038
25	1	3:46.731 <b>B</b>	36.179	31.101	2:39.451	261.5	1:04:20.769
26	2	2:21.533	54.645	31.835	55.053	259.0	1:06:42.302
27	2	2:03.577	37.193	31.488	54.896	260.9	1:08:45.879





Computerised results and timing service

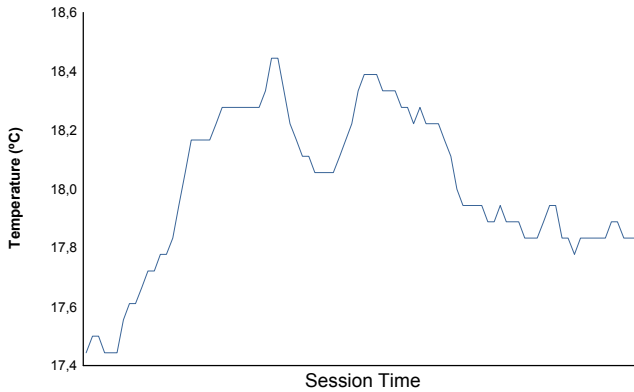
**6 HEURES DU CASTELLET**

**ELMS**

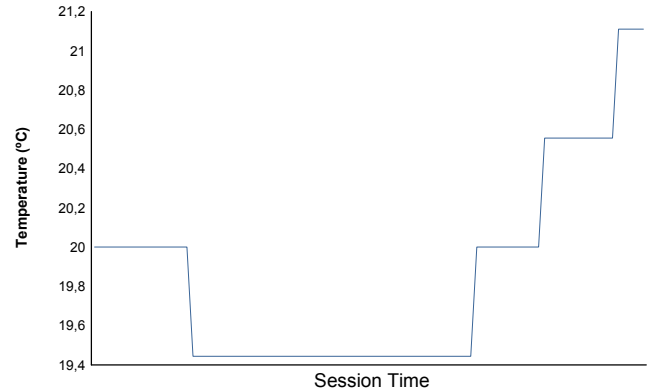
**Free Practice 2**

**Weather Report**

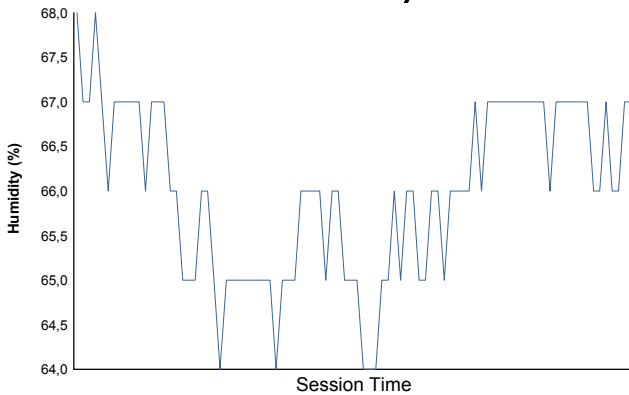
**Air Temperature**



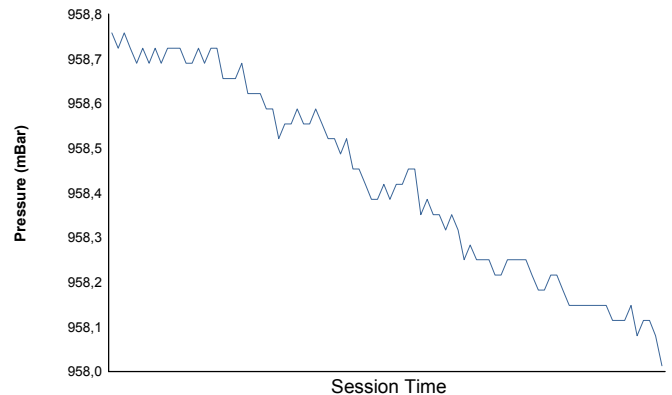
**Track Temperature**



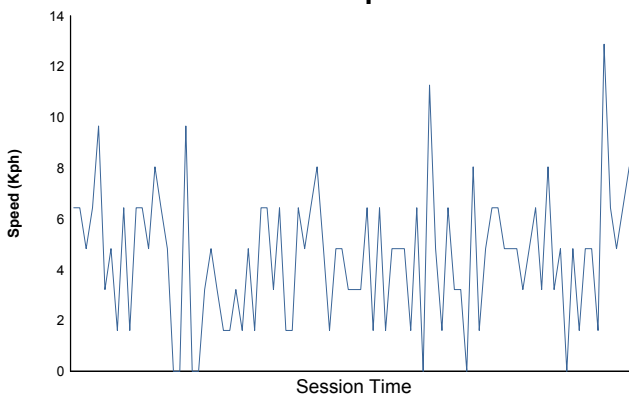
**Humidity**



**Pressure**

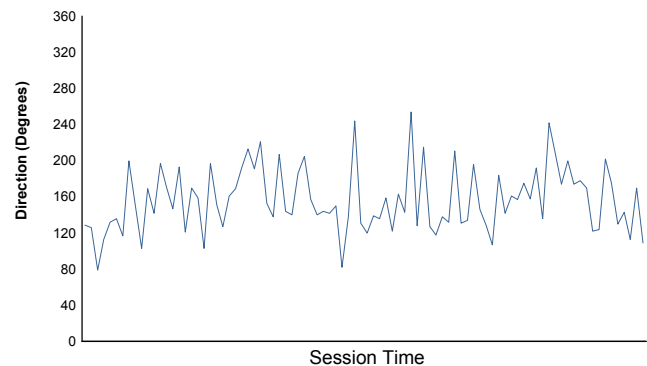


**Wind Speed**



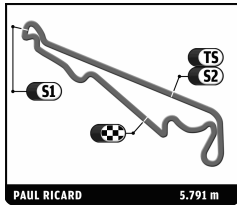
**Wind direction**

North = 0°/360° Est = 90° South = 180° West = 270°



Track Status:

**DRY**

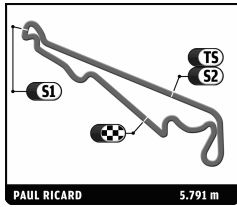


**ELMS**  
**6 HEURES DU CASTELLET**  
Free Practice 1

Sector Analysis

**Amended**

								<span style="color: green;">■</span> Personal Best <span style="color: purple;">■</span> Session Best <span style="color: blue;">■</span> Crossing the finish line in pit lane							
Lap	D	Time	Sector 1	Sector 2	Sector 3	T. Spd	Elapsed	Lap	D	Time	Sector 1	Sector 2	Sector 3	T. Spd	Elapsed
<b>1</b> Greaves Motorsport 1. Lucas Ordoñez 2. Tom Kimber-Smith 3. Alex Brundle Zytek Z11SN - Nissan LM P2								5 3 1:51.748 33.267 28.579 49.902 270.0 13:13.401							
1	2	3:31.943 B	1:58.049	30.928	1:02.966	268.7	3:31.943	6	3	15:57.087 B	33.843	28.629	...	265.4	29:10.488
2	2	5:48.521 B	...	...	1:06.482	215.1	9:20.464	7	3	2:09.786	52.331	28.821	48.634	281.2	31:20.274
3	2	10:09.719	8:49.904	29.862	49.953	272.0	19:30.183	8	3	1:50.315	33.181	28.811	48.323	282.0	33:10.589
4	2	1:52.757	34.686	29.211	48.860	275.5	21:22.940	9	3	1:51.280	33.519	28.602	49.159	284.2	35:01.869
5	2	1:50.886	33.601	29.136	48.149	272.7	23:13.826	10	3	1:52.926	33.339	28.892	50.695	282.7	36:54.795
6	2	1:54.939	34.048	28.922	51.969	279.8	25:08.765	11	3	11:35.124 B	33.857	28.860	...	283.5	48:29.919
7	2	1:51.300	33.479	29.003	48.818	275.5	27:00.065	12	3	18:24.711 B	1:07.456	36.874	...	254.7	1:06:54.630
8	2	2:05.733 B	34.054	29.142	1:02.537	272.7	29:05.798	13	3	2:16.864	56.211	29.339	51.314	279.1	1:09:11.494
9	2	18:05.875	...	29.471	47.742	272.0	47:11.673	14	3	1:52.431	34.441	28.736	49.254	281.2	1:11:03.925
10	2	1:59.835 B	33.206	29.003	57.626	273.4	49:11.508	15	3	1:51.635	33.817	28.715	49.103	282.7	1:12:55.560
11	2	17:54.431	...	30.754	49.758	268.7	1:07:05.939	16	3	1:51.037	33.632	28.649	48.756	282.7	1:14:46.597
12	2	1:50.112	33.740	28.968	47.404	272.7	1:08:56.051	17	3	1:51.531	33.744	28.719	49.068	282.7	1:16:38.128
13	2	1:49.120	33.179	28.894	47.047	273.4	1:10:45.171	18	3	3:33.795 B	34.019	28.875	2:30.901	277.6	1:20:11.923
14	2	1:49.052	33.019	28.940	47.093	273.4	1:12:34.223	19	1	2:16.030	55.352	29.425	51.253	283.5	1:22:27.953
15	2	1:49.414	33.077	28.939	47.398	274.8	1:14:23.637	20	1	1:54.217	35.322	29.284	49.611	283.5	1:24:22.170
16	2	1:58.216 B	33.168	28.885	56.163	274.8	1:16:21.853	21	1	3:39.615	2:20.485	29.060	50.070	281.2	1:28:01.785
17	1	15:15.090	...	29.727	51.463	272.0	1:31:36.943	22	1	1:53.651	34.015	28.978	50.658	284.2	1:29:55.436
<b>10</b> Pecom Racing 1. Luis Perez Companc 2. Gianmaria Bruni 3. Pierre Kaffer Oreca 03 - Nissan LM P2								17 Status GP 1. Yelmer Buurman 2. Alexander Sims 3. Dean Stirling Lola B12/80 Coupe - Judd HK LM P2							
1	3	4:42.434 B	3:07.877	31.685	1:02.872	268.7	4:42.434	1	2	9:17.622	7:47.015	32.944	57.663	176.2	9:17.622
2	3	4:11.045	2:50.400	29.992	50.653	274.1	8:53.479	2	2	2:01.112	37.072	32.292	51.748	264.1	11:18.734
3	3	1:53.827	34.030	31.295	48.502	274.1	10:47.306	3	2	1:54.076	34.651	29.206	50.219	275.5	13:12.810
4	3	1:50.524	33.392	28.825	48.307	275.5	12:37.830	4	2	1:53.915	33.906	29.010	50.999	275.5	15:06.725
5	3	1:59.899 B	33.963	28.829	57.107	279.1	14:37.729	5	2	2:03.368 B	34.693	28.946	59.729	276.9	17:10.093
6	3	7:28.030	6:10.297	28.994	48.739	276.2	22:05.759	6	2	7:49.967	6:31.900	29.099	48.968	276.2	25:00.060
7	3	1:50.060	33.278	28.813	47.969	275.5	23:55.819	7	2	1:52.646	34.658	29.904	48.084	274.8	26:52.706
8	3	1:49.768	33.449	28.815	47.504	275.5	25:45.587	8	2	2:01.624 B	33.633	28.763	59.228	274.8	28:54.330
9	3	1:49.606	33.189	28.843	47.574	276.2	27:35.193	9	2	9:09.572	7:50.613	29.210	49.749	270.7	38:03.902
10	3	1:59.642 B	33.450	28.848	57.344	276.2	29:34.835	10	2	1:50.071	33.442	28.839	47.790	274.8	39:53.973
11	2	9:28.692	8:06.275	30.197	52.220	273.4	39:03.527	11	2	1:52.445	33.238	28.762	50.445	276.2	41:46.418
12	2	1:54.455	35.067	29.421	49.967	274.1	40:57.982	12	2	1:51.833	33.761	29.083	48.989	279.1	43:38.251
13	2	1:52.399	34.179	29.155	49.065	275.5	42:50.381	13	2	1:53.728	34.526	29.966	49.236	275.5	45:31.979
14	2	1:54.675	33.748	29.002	51.925	276.2	44:45.056	14	2	1:51.626	34.432	29.651	47.543	275.5	47:23.605
15	2	1:53.173	33.766	29.159	50.248	275.5	46:38.229	15	2	2:01.168 B	33.179	28.818	59.171	274.8	49:24.773
16	2	1:52.391	33.825	29.090	49.476	277.6	48:30.620	16	3	18:09.885	...	31.942	1:00.952	271.4	1:07:34.658
17	2	2:15.215 B	37.084	30.703	1:07.428	274.1	50:45.835	17	3	2:05.327	38.760	30.223	56.344	277.6	1:09:39.985
18	2	20:03.188	...	30.810	50.444	272.0	1:10:49.023	18	3	2:00.233	36.876	29.764	53.993	277.6	1:11:40.218
19	2	1:52.398	33.859	29.322	49.217	272.7	1:12:41.421	19	3	1:57.814	35.373	29.759	52.682	276.2	1:13:38.032
20	2	1:52.054	33.841	29.326	48.887	274.8	1:14:33.475	20	3	2:00.042	36.286	29.937	53.819	271.4	1:15:38.074
21	2	2:01.120 B	33.405	29.111	58.604	274.1	1:16:34.595	21	3	2:09.963 B	35.932	29.993	1:04.038	272.7	1:17:48.037
22	1	3:54.769	2:34.660	29.652	50.457	275.5	1:20:29.364	22	1	6:08.074 B	4:29.202	32.713	1:06.159	272.0	1:23:56.111
23	1	1:55.772	35.038	29.363	51.371	275.5	1:22:25.136	23	1	3:24.700	2:02.752	30.533	51.415	272.7	1:27:20.811
24	1	1:54.675	34.623	29.261	50.791	275.5	1:24:19.811	24	1	1:55.958	36.213	29.835	49.910	274.1	1:29:16.769
25	1	1:55.279	34.546	29.325	51.408	275.5	1:26:15.090	25	1	1:56.037	36.289	29.886	49.862	266.0	1:31:12.806
26	1	1:53.965	34.628	29.277	50.060	276.9	1:28:09.055								
27	1	1:53.668	34.502	29.271	49.895	276.2	1:30:02.723								
<b>11</b> Race Performance 1. Michel Frey 2. Ralph Meichtry 3. Jonathan Hirschi Oreca 03 - Judd HK LM P2								18 Murphy Prototypes 1. Jody Firth 2. Warren Hughes 3. Luca Moro Oreca 03 - Nissan LM P2							
1	3	5:27.790 B	1:05.447	32.080	3:50.263	262.8	5:27.790	1	2	2:42.830	1:19.818	30.699	52.313	264.7	2:42.830
2	3	2:11.563	51.738	28.857	50.968	281.2	7:39.353	2	2	1:57.421	39.023	29.122	49.276	278.4	4:40.251
3	3	1:52.140	33.896	28.534	49.710	282.7	9:31.493	3	2	1:51.783	33.768	28.716	49.299	280.5	6:32.034
4	3	1:50.160	33.464	28.537	48.159	282.7	11:21.653	4	2	4:53.941 B	33.875	28.651	3:51.415	279.1	11:25.975
								5	2	2:09.061	51.573	28.756	48.732	277.6	13:35.036
								6	2	1:50.356	33.243	28.745	48.368	276.9	15:25.392
								7	2	1:51.685	34.164	28.883	48.638	277.6	17:17.077
								8	2	1:51.713	33.943	28.930	48.840	276.9	19:08.790

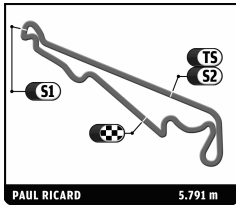


**ELMS**  
**6 HEURES DU CASTELLET**  
Free Practice 1

Sector Analysis

**Amended**

											Personal Best		Session Best		B Crossing the finish line in pit lane							
Lap	D	Time	Sector 1	Sector 2	Sector 3	T. Spd	Elapsed	Lap	D	Time	Sector 1	Sector 2	Sector 3	T. Spd	Elapsed							
9	2	8:14.619B	33.935	28.898	7:11.786	276.9	27:23.409	5	2	1:50.569	33.530	28.872	48.167	276.2	13:21.794							
10	2	2:08.792	50.704	28.891	49.197	276.9	29:32.201	6	2	1:51.721	33.674	29.475	48.572	274.8	15:13.515							
11	2	1:50.891	33.499	28.897	48.495	277.6	31:23.092	7	2	1:51.805	33.586	28.904	49.315	276.9	17:05.320							
12	2	1:51.142	33.287	28.874	48.981	276.2	33:14.234	8	2	5:50.842B	33.450	28.964	4:48.428	276.2	22:56.162							
13	2	6:51.409B	34.685	29.510	5:47.214	278.4	40:05.643	9	2	2:13.520	51.442	29.106	52.972	279.8	25:09.682							
14	2	2:11.810	51.727	29.054	51.029	281.2	42:17.453	10	2	1:55.881	34.715	28.956	52.210	280.5	27:05.563							
15	2	1:50.678	33.751	29.109	47.818	276.9	44:08.131	11	2	1:53.093	34.077	29.213	49.803	277.6	28:58.656							
16	2	1:48.650	32.707	28.489	47.454	277.6	45:56.781	12	2	1:51.788	33.821	29.185	48.782	273.4	30:50.444							
17	2	18:23.410B	33.648	28.604	...	281.2	1:04:20.191	13	2	7:10.704B	33.928	29.157	6:07.619	274.8	38:01.148							
18	3	3:01.309	1:34.333	32.572	54.404	274.1	1:07:21.500	14	1	2:19.533	56.631	29.967	52.935	275.5	40:20.681							
19	3	1:56.943	35.832	29.609	51.502	276.2	1:09:18.443	15	1	1:54.949	35.255	29.264	50.430	275.5	42:15.630							
20	3	1:54.012	34.604	29.381	50.027	276.2	1:11:12.455	16	1	1:55.735	35.111	29.754	50.870	276.9	44:11.365							
21	3	1:53.495	34.667	29.216	49.612	276.9	1:13:05.950	17	1	1:53.366	34.646	29.230	49.490	275.5	46:04.731							
22	3	1:54.460	34.251	29.502	50.707	275.5	1:15:00.410	18	1	1:53.425	34.556	29.132	49.737	277.6	47:58.156							
23	3	1:53.509	34.256	29.184	50.069	275.5	1:16:53.919	19	1	16:05.460B	34.300	29.145	...	267.3	1:04:03.616							
24	3	3:30.055B	34.415	29.251	2:26.389	276.2	1:20:23.974	20	1	3:05.172	1:43.561	30.078	51.533	274.1	1:07:08.788							
25	1	2:12.336	52.984	29.362	49.990	278.4	1:22:36.310	21	1	1:52.766	34.425	29.219	49.122	275.5	1:09:01.554							
26	1	1:54.813	34.193	29.104	51.516	279.1	1:24:31.123	22	1	1:52.317	34.057	29.208	49.052	276.2	1:10:53.871							
27	1	1:54.056	33.958	29.097	51.001	276.9	1:26:25.179	23	1	1:51.663	33.503	29.082	49.078	275.5	1:12:45.534							
28	1	1:52.253	33.828	29.127	49.298	276.9	1:28:17.432	24	1	1:51.757	33.717	29.053	48.987	274.8	1:14:37.291							
29	1	1:52.093	33.842	29.064	49.187	277.6	1:30:09.525	25	1	3:43.740B	34.316	29.679	2:39.745	275.5	1:18:21.031							
<b>19</b> <b>Sebastien Loeb Racing</b> <span style="float:right">Oreca 03 - Nissan</span>																						
			1.Nicolas Marroc	3.Stéphane Sarrazin		LM P2																
			2.Nicolas Minassian																			
1	2	3:32.798	2:08.364	32.123	52.311	271.4	3:32.798	26	2	2:21.641	50.765	30.801	1:00.075	229.3	1:20:42.672							
2	2	1:52.494	34.735	29.098	48.661	272.7	5:25.292	27	2	1:50.510	33.718	29.104	47.688	275.5	1:22:33.182							
3	2	1:53.227	34.531	29.931	48.765	272.7	7:18.519	28	2	1:52.240	34.093	28.856	49.291	279.1	1:24:25.422							
4	2	1:50.488	33.286	29.058	48.144	275.5	9:09.007	29	2	1:57.936	34.651	28.964	54.321	277.6	1:26:23.358							
5	2	1:52.206	34.143	29.019	49.044	273.4	11:01.213	30	2	1:49.531	33.061	28.796	47.674	277.6	1:28:12.889							
6	2	11:29.358B	33.296	29.068	...	276.9	22:30.571	31	2	1:51.223	33.579	29.832	47.812	276.9	1:30:04.112							
7	2	3:05.633B	51.396	29.056	1:45.181	278.4	25:36.204	<b>38</b> <b>Jota</b> <span style="float:right">Zytek Z11SN - Nissan</span>														
8	2	2:09.253	51.268	29.077	48.908	278.4	27:45.457				1.Simon Dolan	LM P2										
9	2	1:51.113	33.515	28.936	48.662	279.8	29:36.570				2.Sam Hancock											
10	2	9:49.894B	34.549	28.905	8:46.440	279.8	39:26.464	1	2	3:05.756	1:33.011	33.201	59.544	261.5	3:05.756							
11	3	2:18.068	55.318	30.213	52.537	274.1	41:44.532	2	2	2:03.718	38.671	30.659	54.388	271.4	5:09.474							
12	3	1:55.623	35.216	29.470	50.937	273.4	43:40.155	3	2	1:56.742	36.054	29.391	51.297	273.4	7:06.216							
13	3	1:53.565	34.147	29.558	49.860	274.8	45:33.720	4	2	1:55.494	35.539	29.105	50.850	273.4	9:01.710							
14	3	12:33.306B	34.509	29.506	...	274.1	58:07.026	5	2	1:56.162	35.304	29.108	51.750	272.7	10:57.872							
15	3	9:00.434	7:38.041	31.209	51.184	261.5	1:07:07.460	6	2	2:04.599B	35.127	29.340	1:00.132	272.7	13:02.471							
16	3	1:51.454	33.805	29.209	48.440	273.4	1:08:58.914	7	1	10:06.072	8:41.697	30.181	54.194	270.7	23:08.543							
17	3	1:50.886	33.820	29.052	48.014	275.5	1:10:49.800	8	1	2:00.013	36.848	29.418	53.747	272.0	25:08.556							
18	3	1:53.442	33.472	29.149	50.821	278.4	1:12:43.242	9	1	2:10.448B	35.362	29.154	1:05.932	272.0	27:19.004							
19	3	1:50.988	33.169	29.050	48.769	276.2	1:14:34.230	10	1	40:03.193	...	32.343	54.603	268.7	1:07:22.197							
20	3	4:09.589B	34.561	29.312	3:05.716	274.8	1:18:43.819	11	1	1:57.591	36.247	29.393	51.951	272.7	1:09:19.788							
21	1	2:12.061	52.571	29.536	49.954	273.4	1:20:55.880	12	1	1:55.411	34.971	29.201	51.239	272.0	1:11:15.199							
22	1	1:52.769	34.265	29.290	49.214	273.4	1:22:48.649	13	1	1:53.954	34.424	29.109	50.421	272.0	1:13:09.153							
23	1	1:56.005	34.522	29.454	52.029	276.2	1:24:44.654	14	1	1:53.839	34.534	29.272	50.033	273.4	1:15:02.992							
24	1	1:54.016	34.524	29.470	50.022	273.4	1:26:38.670	15	1	1:53.704	34.671	29.096	49.937	271.4	1:16:56.696							
25	1	1:54.146	34.175	29.401	50.570	274.8	1:28:32.816	16	1	1:53.387	34.243	29.186	49.958	272.0	1:18:50.083							
26	1	1:52.586	34.257	29.396	48.933	274.1	1:30:25.402	17	1	2:04.562B	34.250	29.347	1:00.965	271.4	1:20:54.645							
<b>24</b> <b>OAK Racing</b> <span style="float:right">Morgan - Judd</span>																						
			1.Jacques Nicolet	3.Dominik Kraïhamer		LM P2																
			2.Guillaume Moreau																			
1	2	5:32.208B	50.060	32.741	4:09.407	235.8	5:32.208	<b>40</b> <b>Boutsen Ginion Racing</b> <span style="float:right">Formula Le Mans - Oreca - 09</span>														
2	2	2:13.785	53.042	29.365	51.378	273.4	7:45.993				1.Thomas Dagoneau	3.Jean Marc Merlin		LM PC								
3	2	1:53.194	34.489	29.037	49.668	276.9	9:39.187				2.Massimo Vignali											
4	2	1:52.038	34.534	28.896	48.608	276.2	11:31.225	1	1	5:08.586B	3:23.286	33.560	1:11.740	255.9	5:08.586							
2																1	5:45.899	4:18.501	32.761	54.637	259.0	10:54.485
3																1	2:04.047	37.223	31.609	55.215	262.1	12:58.532



**ELMS**  
**6 HEURES DU CASTELLET**  
Free Practice 1

Sector Analysis

**Amended**

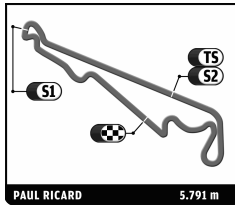
Personal Best							Session Best							B Crossing the finish line in pit lane									
Lap	D	Time	Sector 1	Sector 2	Sector 3	T. Spd	Elapsed	Lap	D	Time	Sector 1	Sector 2	Sector 3	T. Spd	Elapsed	Lap	D	Time	Sector 1	Sector 2	Sector 3	T. Spd	Elapsed
4	1	2:03.700	37.523	31.093	55.084	260.9	15:02.232	9	2	2:02.243	37.331	31.752	53.160	263.4	42:35.586								
5	1	2:08.626	40.429	31.861	56.336	260.9	17:10.858	10	2	1:59.041	35.730	30.793	52.518	264.1	44:34.627								
6	1	2:17.359	38.688	31.534	1:07.137	261.5	19:28.217	11	2	1:59.751	35.497	31.392	52.862	262.8	46:34.378								
7	1	5:01.196	3:32.242	32.173	56.781	244.9	24:29.413	12	2	1:58.936	35.189	30.621	53.126	254.7	48:33.314								
8	1	2:02.966	37.901	30.866	54.199	262.8	26:32.379	13	2	1:56.457	35.079	30.757	...	219.1	1:05:19.102								
9	1	2:02.058	37.763	30.821	53.474	261.5	28:34.437	14	2	2:37.791	1:04.222	36.431	57.138	243.8	1:07:56.893								
10	1	2:01.044	36.670	30.760	53.614	262.1	30:35.481	15	2	2:01.674	37.063	30.773	53.838	267.3	1:09:58.567								
11	1	2:14.064	37.473	30.834	1:05.757	262.1	32:49.545	16	2	2:01.327	37.717	31.179	52.431	266.0	1:11:59.894								
12	2	6:48.403	5:24.327	30.753	53.323	265.4	39:37.948	17	2	1:56.897	35.229	30.306	51.362	263.4	1:13:56.791								
13	2	1:56.594	35.230	30.461	50.903	264.1	41:34.542	18	2	1:56.582	34.764	30.261	51.557	265.4	1:15:53.373								
14	2	1:58.309	35.503	<b>30.268</b>	52.538	265.4	43:32.851	19	2	6:25.599	35.444	30.646	5:19.509	263.4	1:22:18.972								
15	2	1:57.613	35.655	30.736	51.222	262.1	45:30.464	20	1	2:15.703	54.477	30.048	51.178	264.7	1:24:34.675								
16	2	1:57.070	35.566	30.616	50.888	264.7	47:27.534	21	1	1:55.141	34.613	29.963	50.565	264.7	1:26:29.816								
17	2	2:10.297	35.481	31.223	1:03.593	262.8	49:37.831	22	1	<b>1:54.181</b>	<b>34.278</b>	<b>29.858</b>	<b>50.045</b>	265.4	1:28:23.997								
18	2	17:57.248	...	31.628	54.146	261.5	1:07:35.079	23	1	2:09.010	34.595	29.840	1:04.575	266.0	1:30:33.007								
19	2	1:59.603	36.210	30.942	52.451	264.1	1:09:34.682																
20	2	1:56.782	35.435	30.315	51.032	265.4	1:11:31.464																
21	2	<b>1:56.173</b>	<b>35.033</b>	30.474	<b>50.666</b>	264.1	1:13:27.637																
22	2	1:56.201	35.072	30.394	50.735	263.4	1:15:23.838																
23	2	2:04.763	35.050	30.464	59.249	262.8	1:17:28.601																
24	3	5:16.482	3:50.966	31.504	54.012	262.1	1:22:45.083																
25	3	2:00.909	36.446	30.765	53.698	262.8	1:24:45.992																
26	3	2:00.369	36.619	30.691	53.059	262.1	1:26:46.361																
27	3	2:00.123	36.518	30.660	52.945	262.1	1:28:46.484																
28	3	2:16.531	36.892	30.806	1:08.833	262.1	1:31:03.015																

42 Curtis Racing Technologies							Formula Le Mans - Oreca - 09								
1. John Hartshorne			3. Alex Kapadia				LM PC								
2. Phil Keen															
1	3	23:11.011	...	32.561	59.034	254.7	23:11.011	1	1	3:35.822	1:57.331	32.119	1:06.372	266.7	3:35.822
2	3	11:47.054	38.277	31.271	...	260.9	34:58.065	2	1	3:50.265	2:25.105	30.863	54.297	273.4	7:26.087
3	3	5:56.623	55.260	31.750	4:29.613	257.1	40:54.688	3	1	1:55.023	35.220	30.087	49.716	272.0	9:21.110
4	3	2:34.994	1:03.200	33.190	58.604	256.5	43:29.682	4	1	1:53.531	34.345	29.867	49.319	274.8	11:14.641
5	3	2:09.240	38.707	32.468	58.065	259.0	45:38.922	5	1	1:53.744	34.762	29.666	49.316	273.4	13:08.385
6	3	2:08.259	38.944	31.790	57.525	261.5	47:47.181	6	1	1:53.158	34.048	29.182	49.928	274.8	15:01.543
7	3	16:23.464	37.565	31.301	...	261.5	1:04:10.645	7	1	2:03.972	33.711	29.214	1:01.047	274.1	17:05.515
8	1	3:18.704	1:43.333	34.719	1:00.652	248.3	1:07:29.349	8	1	6:23.473	5:04.137	29.557	49.779	274.1	23:28.988
9	1	2:11.942	39.097	32.150	1:00.695	259.6	1:09:41.291	9	1	1:52.992	34.420	29.267	49.305	274.1	25:21.980
10	1	2:05.596	38.357	31.275	55.964	261.5	1:11:46.887	10	1	1:52.417	33.921	29.343	49.153	274.8	27:14.397
11	1	2:04.369	37.572	31.104	55.693	260.9	1:13:51.256	11	1	1:53.174	34.230	29.386	49.558	277.6	29:07.571
12	1	4:05.546	37.055	31.026	2:57.465	262.1	1:17:56.802	12	1	2:05.401	34.146	29.397	1:01.856	274.8	31:12.972
13	3	2:27.176	59.223	31.607	56.346	257.8	1:20:23.978	13	1	7:23.401	6:01.825	30.200	51.376	274.1	38:36.373
14	3	2:02.333	37.399	30.675	54.259	261.5	1:22:26.311	14	1	1:54.307	34.274	30.112	49.921	274.1	40:30.680
15	3	2:00.004	36.626	30.572	52.806	262.8	1:24:26.315	15	1	1:52.571	33.905	29.045	49.621	275.5	42:23.251
16	3	1:59.227	35.859	30.726	52.642	264.1	1:26:25.542	16	1	<b>1:50.718</b>	33.590	29.030	<b>48.098</b>	275.5	44:13.969
17	3	<b>1:58.085</b>	<b>35.828</b>	30.383	51.874	263.4	1:28:23.627	17	1	1:51.132	<b>33.343</b>	28.950	48.839	276.9	46:05.101
18	3	1:58.140	36.129	<b>30.192</b>	<b>51.819</b>	264.7	1:30:21.767	18	1	1:53.507	34.580	<b>28.937</b>	49.990	279.8	47:58.608

44 Extreme Limite Aric							Norma M200P - Judd								
1. Fabien Rosier							LM P2								
2. Philippe Thirion															
1	1	11:16.875	3:42.830	33.326	7:00.719	261.5	11:16.875	1	1	2:43.827	1:21.567	30.414	51.846	262.8	2:43.827
2	1	8:44.203	1:02.098	30.591	7:11.514	270.7	20:01.078	2	1	1:54.976	36.633	29.427	48.916	270.7	4:38.803
3	1	2:15.082	53.207	30.365	51.510	266.0	22:16.160	3	1	1:50.452	33.529	29.052	47.871	272.7	6:29.255
4	1	1:56.592	35.635	29.736	51.221	266.7	24:12.752	4	1	1:49.866	33.288	29.127	<b>47.451</b>	272.0	8:19.121
5	1	1:54.419	34.618	29.727	50.074	265.4	26:07.171	5	1	<b>1:49.810</b>	<b>33.184</b>	29.059	47.567	271.4	10:08.931
6	1	1:54.608	34.510	29.857	50.241	267.3	28:01.779	6	1	2:01.093	33.477	29.402	58.214	271.4	12:10.024
7	1	9:41.419	34.533	<b>29.662</b>	8:37.224	267.3	37:43.198	7	1	14:04.454	...	29.342	49.444	274.1	26:14.478
8	2	2:50.145	1:15.281	35.251	59.613	246.6	40:33.343	8	1	1:50.804	33.283	29.129	48.392	275.5	28:05.282
								9	1	1:53.763	33.670	29.064	51.029	277.6	29:59.045
								10	1	1:58.674	33.488	29.073	56.113	276.2	31:57.719
								11	1	4:38.587	3:18.363	29.126	51.098	274.1	36:36.306
								12	1	2:03.725	34.687	31.085	57.953	266.0	38:40.031
								13	2	9:25.870	8:03.542	30.277	52.051	272.7	48:05.901
								14	2	2:12.520	38.476	29.651	1:04.393	272.7	50:18.421
								15	2	17:07.951	...	31.114	52.297	274.1	1:07:26.372
								16	2	1:54.974	34.869	29.449	50.656	274.1	1:09:21.346
								17	2	1:54.689	34.552	29.247	50.890	274.8	1:11:16.035
								18	2	1:53.890	34.318	29.162	50.410	275.5	1:13:09.925



**ELMS**  
**6 HEURES DU CASTELLET**  
Free Practice 1

Sector Analysis

**Amended**

							<span style="color: green;">■</span> Personal Best <span style="color: purple;">■</span> Session Best <span style="color: black;">■</span> B Crossing the finish line in pit lane								
Lap	D	Time	Sector 1	Sector 2	Sector 3	T. Spd	Elapsed	Lap	D	Time	Sector 1	Sector 2	Sector 3	T. Spd	Elapsed
19	2	2:02.050 <b>B</b>	34.886	29.082	58.082	276.2	1:15:11.975	11	2	2:00.048	36.181	30.737	53.130	267.3	38:36.284
20	2	4:50.293	3:32.585	28.981	48.727	276.2	1:20:02.268	12	2	2:00.177	36.328	30.881	<b>52.968</b>	267.3	40:36.461
21	2	1:50.598	33.633	<b>28.810</b>	48.155	274.1	1:21:52.866	13	2	<b>1:59.934</b>	36.168	<b>30.632</b>	53.134	269.3	42:36.395
22	2	1:51.934	34.084	29.702	48.148	274.1	1:23:44.800	14	2	2:23.729 <b>B</b>	36.282	30.744	1:16.703	268.0	45:00.124
23	2	1:51.404	33.732	28.970	48.702	273.4	1:25:36.204	15	1	23:20.754 <b>B</b>	...	39.656	1:14.687	262.1	1:08:20.878
24	2	1:50.838	33.789	29.003	48.046	274.8	1:27:27.042	16	1	18:19.915	...	32.261	55.680	260.9	1:26:40.793
25	2	1:50.731	33.432	29.045	48.254	274.8	1:29:17.773	17	1	2:03.487	37.185	31.524	54.778	265.4	1:28:44.280
26	2	2:02.504 <b>B</b>	35.710	29.227	57.567	275.5	1:31:20.277	18	1	2:03.074	37.191	31.413	54.470	264.7	1:30:47.354

60 AF Corse							Ferrari 458 Italia								
1. Marco Cioci			3. Piergiuseppe Perazzini				LM GTE Am								
2. Matt Griffin															
1	1	3:01.087 <b>B</b>	1:13.492	36.247	1:11.348	232.8	3:01.087	1	1	3:52.909 <b>B</b>	2:07.797	34.394	1:10.718	250.0	3:52.909
2	1	4:00.474	2:30.092	33.556	56.826	245.5	7:01.561	2	1	14:26.541	...	32.744	55.835	259.0	18:19.450
3	1	2:05.960	38.429	32.282	55.249	255.3	9:07.521	3	1	2:03.894	37.860	31.471	54.563	260.9	20:23.344
4	1	2:04.310	37.375	31.998	54.937	254.7	11:11.831	4	1	2:01.399	36.838	31.196	53.365	262.1	22:24.743
5	1	2:05.186	37.157	33.109	54.920	254.7	13:17.017	5	1	2:00.679	36.450	31.086	53.143	262.8	24:25.422
6	1	2:03.821	37.134	32.401	54.286	257.1	15:20.838	6	1	2:08.644 <b>B</b>	36.277	31.053	1:01.314	262.8	26:34.066
7	1	2:02.582	36.951	31.675	53.956	257.8	17:23.420	7	2	13:06.921	...	32.301	57.346	261.5	39:40.987
8	1	2:02.346	36.731	31.800	53.815	257.1	19:25.766	8	2	2:05.474	38.366	31.525	55.583	262.1	41:46.461
9	1	2:12.419 <b>B</b>	36.648	31.855	1:03.916	255.3	21:38.185	9	2	2:03.157	37.377	31.456	54.324	262.1	43:49.618
10	1	3:24.315	1:58.117	32.006	54.192	255.9	25:02.500	10	2	2:02.026	36.896	31.420	53.710	262.1	45:51.644
11	1	2:00.467	36.121	<b>31.241</b>	53.105	259.0	27:02.967	11	2	2:10.560 <b>B</b>	36.574	31.173	1:02.813	265.4	48:02.204
12	1	<b>2:00.124</b>	35.912	31.302	<b>52.910</b>	260.9	29:03.091	12	2	19:53.821	...	31.932	55.139	263.4	1:07:56.025
13	1	2:00.447	<b>35.819</b>	31.428	53.200	258.4	31:03.538	13	2	2:02.256	36.642	31.283	54.331	263.4	1:09:58.281
14	1	2:00.604	36.157	31.320	53.127	259.0	33:04.142	14	2	2:10.476	37.346	35.643	57.487	218.2	1:12:08.757
15	1	2:11.185 <b>B</b>	36.143	31.499	1:03.543	256.5	35:15.327	15	2	2:02.325	36.476	31.893	53.956	260.9	1:14:11.082
16	3	4:10.006	2:38.962	32.895	58.149	254.1	39:25.333	16	2	2:14.747 <b>B</b>	39.039	31.651	1:04.057	260.9	1:16:25.829
17	3	2:05.506	38.267	31.906	55.333	254.7	41:30.839	17	1	4:07.177	2:32.167	32.275	1:02.735	263.4	1:20:33.006
18	3	2:04.504	37.240	31.734	55.530	255.9	43:35.343	18	1	1:59.177	36.183	<b>30.795</b>	<b>52.199</b>	263.4	1:22:32.183
19	3	2:04.366	37.043	31.765	55.558	258.4	45:39.709	19	1	1:59.494	35.850	30.840	52.804	263.4	1:24:31.677
20	3	2:04.432	37.844	31.820	54.768	255.9	47:44.141	20	1	2:20.235	39.562	43.527	57.146	178.2	1:26:51.912
21	3	2:25.153 <b>B</b>	36.750	32.164	1:16.239	255.9	50:09.294	21	1	<b>1:59.168</b>	<b>35.805</b>	30.866	52.497	262.8	1:28:51.080
22	3	17:09.847	...	33.906	55.914	251.7	1:07:19.141	22	1	2:56.387 <b>B</b>	35.955	30.877	1:49.555	263.4	1:31:47.467
23	3	2:04.796	37.229	31.864	55.703	258.4	1:09:23.937								
24	3	2:04.200	37.143	32.456	54.601	254.7	1:11:28.137								
25	3	2:05.899	37.050	31.997	56.852	257.1	1:13:34.036								
26	3	2:04.032	37.047	32.052	54.933	255.9	1:15:38.068								
27	3	2:14.940 <b>B</b>	37.613	31.914	1:05.413	257.1	1:17:53.008								
28	3	3:38.146	2:05.303	32.317	1:00.526	254.7	1:21:31.154								
29	3	2:03.001	37.481	31.698	53.822	256.5	1:23:34.155								
30	3	2:03.844	37.129	31.667	55.048	257.8	1:25:37.999								
31	3	2:01.531	36.271	31.578	53.682	258.4	1:27:39.530								
32	3	2:02.051	36.279	32.122	53.650	258.4	1:29:41.581								
33	3	2:01.151	36.121	31.487	53.543	259.6	1:31:42.732								

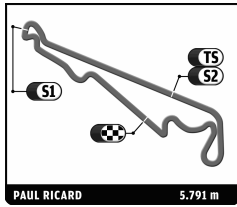
  

66 JMW Motorsport							Ferrari 458 Italia								
1. James Walker			2. Jonathan Cocker				LM GTE Pro								
1	1	3:52.909 <b>B</b>	2:07.797	34.394	1:10.718	250.0	3:52.909	1	1	3:52.909 <b>B</b>	2:07.797	34.394	1:10.718	250.0	3:52.909
2	1	14:26.541	...	32.744	55.835	259.0	18:19.450	2	1	14:26.541	...	32.744	55.835	259.0	18:19.450
3	1	2:03.894	37.860	31.471	54.563	260.9	20:23.344	3	1	2:03.894	37.860	31.471	54.563	260.9	20:23.344
4	1	2:01.399	36.838	31.196	53.365	262.1	22:24.743	4	1	2:01.399	36.838	31.196	53.365	262.1	22:24.743
5	1	2:00.679	36.450	31.086	53.143	262.8	24:25.422	5	1	2:00.679	36.450	31.086	53.143	262.8	24:25.422
6	1	2:08.644 <b>B</b>	36.277	31.053	1:01.314	262.8	26:34.066	6	1	2:08.644 <b>B</b>	36.277	31.053	1:01.314	262.8	26:34.066
7	2	13:06.921	...	32.301	57.346	261.5	39:40.987	7	2	13:06.921	...	32.301	57.346	261.5	39:40.987
8	2	2:05.474	38.366	31.525	55.583	262.1	41:46.461	8	2	2:05.474	38.366	31.525	55.583	262.1	41:46.461
9	2	2:03.157	37.377	31.456	54.324	262.1	43:49.618	9	2	2:03.157	37.377	31.456	54.324	262.1	43:49.618
10	2	2:02.026	36.896	31.420	53.710	262.1	45:51.644	10	2	2:02.026	36.896	31.420	53.710	262.1	45:51.644
11	2	2:10.560 <b>B</b>	36.574	31.173	1:02.813	265.4	48:02.204	11	2	2:10.560 <b>B</b>	36.574	31.173	1:02.813	265.4	48:02.204
12	2	19:53.821	...	31.932	55.139	263.4	1:07:56.025	12	2	19:53.821	...	31.932	55.139	263.4	1:07:56.025
13	2	2:02.256	36.642	31.283	54.331	263.4	1:09:58.281	13	2	2:02.256	36.642	31.283	54.331	263.4	1:09:58.281
14	2	2:10.476	37.346	35.643	57.487	218.2	1:12:08.757	14	2	2:10.476	37.346	35.643	57.487	218.2	1:12:08.757
15	2	2:02.325	36.476	31.893	53.956	260.9	1:14:11.082	15	2	2:02.325	36.476	31.893	53.956	260.9	1:14:11.082
16	2	2:14.747 <b>B</b>	39.039	31.651	1:04.057	260.9	1:16:25.829	16	2	2:14.747 <b>B</b>	39.039	31.651	1:04.057	260.9	1:16:25.829
17	1	4:07.177	2:32.167	32.275	1:02.735	263.4	1:20:33.006	17	1	4:07.177	2:32.167	32.275	1:02.735	263.4	1:20:33.006
18	1	1:59.177	36.183	<b>30.795</b>	<b>52.199</b>	263.4	1:22:32.183	18	1	1:59.177	36.183	<b>30.795</b>	<b>52.199</b>	263.4	1:22:32.183
19	1	1:59.494	35.850	30.840	52.804	263.4	1:24:31.677	19	1	1:59.494	35.850	30.840	52.804	263.4	1:24:31.677
20	1	2:20.235	39.562	43.527	57.146	178.2	1:26:51.912	20	1	2:20.235	39.562	43.527	57.146	178.2	1:26:51.912
21	1	<b>1:59.168</b>	<b>35.805</b>	30.866	52.497	262.8	1:28:51.080	21	1	<b>1:59.168</b>	<b>35.805</b>	30.866	52.497	262.8	1:28:51.080
22	1	2:56.387 <b>B</b>	35.955	30.877	1:49.555	263.4	1:31:47.467	22	1	2:56.387 <b>B</b>	35.955	30.877	1:49.555	263.4	1:31:47.467

67 Imsa Performance Matmut							Porsche 911 RSR (997)								
1. Nicolas Armino			3. Anthony Pons				LM GTE Am								
2. Raymond Narac															
1	2	5:19.159 <b>B</b>	2:10.829	35.106	2:33.224	245.5	5:19.159	1	2	5:19.159 <b>B</b>	2:10.829	35.106	2:33.224	245.5	5:19.159
2	2	2:20.098	53.490	31.704	54.904	263.4	7:39.257	2	2	2:20.098	53.490	31.704	54.904	263.4	7:39.257
3	2	2:02.132	36.952	30.833	54.347	266.7	9:41.389	3	2	2:02.132	36.952	30.833	54.347	266.7	9:41.389
4	2	2:00.333	36.214	<b>30.698</b>	53.421	268.0	11:41.722	4	2	2:00.333	36.214	<b>30.698</b>	53.421	268.0	11:41.722
5	2	2:01.364	36.632	31.060	53.672	266.7	13:43.086	5	2	2:01.364	36.632	31.060			





**ELMS**  
**6 HEURES DU CASTELLET**  
Free Practice 1

Sector Analysis

**Amended**

Personal Best Session Best B Crossing the finish line in pit lane

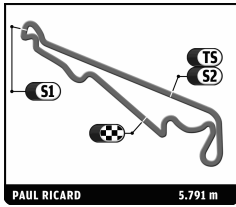
Lap	D	Time	Sector 1	Sector 2	Sector 3	T. Spd	Elapsed	Lap	D	Time	Sector 1	Sector 2	Sector 3	T. Spd	Elapsed
22	3	2:46.163	1:17.209	32.514	56.440	263.4	1:07:31.392	11	1	2:00.661	36.191	31.029	53.441	265.4	38:30.255
23	3	2:03.029	37.435	31.636	53.958	266.7	1:09:34.421	12	1	<b>2:00.506</b>	36.069	30.928	53.509	266.0	40:30.761
24	3	2:01.738	36.967	30.719	54.052	267.3	1:11:36.159	13	1	4:44.171 <b>B</b>	36.809	30.972	3:36.390	266.7	45:14.932
25	3	2:01.344	36.495	30.812	54.037	266.7	1:13:37.503	14	1	2:20.598	55.878	30.998	53.722	266.0	47:35.530
26	3	2:02.559	37.392	30.968	54.199	266.0	1:15:40.062	15	1	17:18.448 <b>B</b>	<b>36.026</b>	30.960	...	264.7	1:04:53.978
27	3	2:01.743	36.409	30.824	54.510	267.3	1:17:41.805	16	2	2:39.010	1:09.908	31.944	57.158	266.0	1:07:32.988
28	3	2:01.329	36.248	30.950	54.131	266.0	1:19:43.134	17	2	2:05.680	37.880	31.368	56.432	266.0	1:09:38.668
29	3	3:47.212 <b>B</b>	36.155	30.991	2:40.066	264.7	1:23:30.346	18	2	2:03.214	37.147	31.183	54.884	268.0	1:11:41.882
30	3	2:19.852	53.452	31.401	54.999	264.1	1:25:50.198	19	2	2:01.337	36.611	30.872	53.854	267.3	1:13:43.219
31	3	2:02.561	36.539	31.073	54.949	266.0	1:27:52.759	20	2	2:01.674	36.498	30.797	54.379	268.7	1:15:44.893
32	3	2:02.262	36.824	31.053	54.385	265.4	1:29:55.021	21	2	2:01.370	36.566	30.892	53.912	268.0	1:17:46.263
33	3	2:02.287	36.533	30.872	54.882	266.0	1:31:57.308	22	2	2:01.406	36.532	30.965	53.909	265.4	1:19:47.669

69		Gulf Racing		Aston Martin Vantage			
		1.Roald Goethe		LM GTE Am			
		2.Stuart Hall					
1	2	5:26.149 <b>B</b>	1:33.544	33.926	3:18.679	268.0	5:26.149
2	2	2:22.477	54.698	31.734	56.045	268.7	7:48.626
3	2	2:01.025	36.771	30.923	53.331	269.3	9:49.651
4	2	2:00.348	36.428	30.911	<b>53.009</b>	270.0	11:49.999
5	2	<b>1:59.968</b>	<b>36.071</b>	30.875	53.022	270.0	13:49.967
6	2	2:00.336	36.277	30.750	53.309	270.7	15:50.303
7	2	2:00.312	36.227	<b>30.743</b>	53.342	270.7	17:50.615
8	2	2:00.967	36.396	30.868	53.703	271.4	19:51.582
9	2	4:39.738 <b>B</b>	36.692	31.215	3:31.831	269.3	24:31.320
10	1	2:35.099	1:01.067	33.413	1:00.619	257.8	27:06.419
11	1	2:25.761	39.489	31.810	1:14.462	257.1	29:32.180
12	1	2:11.039	40.167	32.348	58.524	268.0	31:43.219
13	1	2:08.043	38.837	31.588	57.618	267.3	33:51.262
14	1	2:07.607	38.240	31.588	57.779	266.7	35:58.869
15	1	2:09.226	38.652	31.930	58.644	266.0	38:08.095
16	1	2:07.998	38.673	31.777	57.548	266.7	40:16.093
17	1	2:08.274	38.101	31.551	58.622	268.7	42:24.367
18	1	2:07.027	38.269	31.767	56.991	267.3	44:31.394
19	1	2:08.052	38.012	32.159	57.881	251.7	46:39.446
20	1	2:06.881	38.538	31.448	56.895	268.0	48:46.327
21	1	18:17.863 <b>B</b>	42.771	35.908	...	225.9	1:07:04.190
22	2	2:25.406	58.844	31.966	54.596	268.0	1:09:29.596
23	2	2:02.728	36.822	31.255	54.651	268.0	1:11:32.324
24	2	8:14.575 <b>B</b>	36.714	31.583	7:06.278	269.3	1:19:46.899
25	2	2:19.461	54.711	31.175	53.575	268.7	1:22:06.360
26	2	2:00.680	36.439	30.937	53.304	270.0	1:24:07.040
27	2	2:00.602	36.351	30.900	53.351	270.0	1:26:07.642
28	2	2:01.073	36.643	30.842	53.588	269.3	1:28:08.715
29	2	2:02.124	37.014	30.980	54.130	272.7	1:30:10.839

83		JMB Racing		Ferrari 458 Italia			
		1.Jaime Melo		LM GTE Pro			
		2.Marco Frezza					
1	1	10:00.935 <b>B</b>	4:50.970	34.021	4:35.944	256.5	10:00.935
2	1	2:26.773	58.545	32.264	55.964	257.8	12:27.708
3	1	2:03.119	37.480	31.397	54.242	259.6	14:30.827
4	1	2:00.988	36.391	31.348	53.249	260.9	16:31.815
5	1	2:00.828	36.354	31.263	53.211	260.2	18:32.643
6	1	6:06.595 <b>B</b>	37.519	31.313	4:57.763	260.2	24:39.238
7	1	2:19.927	54.873	31.347	53.707	262.1	26:59.165
8	1	2:01.189	36.137	31.406	53.646	260.2	29:00.354
9	1	2:00.694	36.079	31.316	53.299	260.2	31:01.048
10	1	6:52.939 <b>B</b>	37.203	31.400	5:44.336	259.0	37:53.987
11	1	2:19.895	54.474	31.328	54.093	261.5	40:13.882
12	1	2:00.280	35.960	31.402	52.918	259.0	42:14.162
13	1	<b>1:59.915</b>	<b>35.888</b>	<b>31.123</b>	<b>52.904</b>	264.1	44:14.077
14	1	3:50.475 <b>B</b>	36.314	31.191	2:42.970	261.5	48:04.552
15	2	17:26.095 <b>B</b>	1:00.462	32.603	...	259.6	1:05:30.647
16	2	2:23.837	55.193	32.543	56.101	257.8	1:07:54.484
17	2	2:03.414	37.070	31.669	54.675	259.6	1:09:57.898
18	2	2:01.968	36.744	31.434	53.790	260.2	1:11:59.866
19	2	2:01.314	36.765	31.196	53.353	260.9	1:14:01.180
20	2	2:00.669	36.249	31.237	53.183	260.9	1:16:01.849
21	2	2:01.099	36.238	31.158	53.703	261.5	1:18:02.948
22	2	2:00.698	36.032	31.214	53.452	261.5	1:20:03.646
23	2	2:00.392	36.064	31.222	53.106	262.1	1:22:04.038

75		Prospeed Competition		Porsche 911 RSR (997)			
		1.Marc Goossens		LM GTE Am			
		2.Maxime Soulet					
1	1	2:54.308	1:23.479	32.878	57.951	264.7	2:54.308
2	1	10:54.669 <b>B</b>	38.984	31.681	9:44.004	265.4	13:48.977
3	1	2:21.200	54.750	31.735	54.715	264.1	16:10.177
4	1	2:01.620	36.807	31.086	53.727	266.0	18:11.797
5	1	2:00.877	36.149	30.963	53.765	266.0	20:12.674
6	1	2:00.746	36.497	30.851	<b>53.398</b>	266.7	22:13.420
7	1	2:00.757	36.049	30.956	53.752	266.0	24:14.177
8	1	7:51.920 <b>B</b>	37.356	31.051	6:43.513	266.0	32:06.097
9	1	2:22.539	56.577	31.671	54.291	262.8	34:28.636
10	1	2:00.958	36.333	31.105	53.520	264.1	36:29.594

99		JMB Racing		Ferrari 458 Italia			
		1.Alain Ferte		LM GTE Am			
		2.Philippe Illiano					
1	1	11:56.482 <b>B</b>	7:57.619	36.427	3:22.436	251.7	11:56.482
2	1	2:27.684	58.290	33.447	55.947	253.5	14:24.166
3	1	2:06.558	38.890	32.194	55.474	256.5	16:30.724
4	1	2:04.647	38.729	31.338	54.580	261.5	18:35.371
5	1	2:02.873	37.064	31.364	54.445	260.2	20:38.244
6	1	4:50.535 <b>B</b>	39.683	32.166	3:38.686	256.5	25:28.779
7	1	2:35.674	1:03.948	33.507	58.219	259.6	28:04.453
8	1	2:10.029	39.110	32.763	58.156	257.1	30:14.482
9	1	2:08.374	38.721	32.738	56.915	257.1	32:22.856
10	1	2:07.803	39.223	32.518	56.062	256.5	34:30.659



**ELMS**  
**6 HEURES DU CASTELLET**  
 Free Practice 1

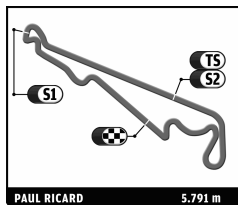
**Amended**

**Sector Analysis**

■ Personal Best   ■ Session Best   **B** Crossing the finish line in pit lane

Lap	D	Time	Sector 1	Sector 2	Sector 3	T. Spd	Elapsed	Lap	D	Time	Sector 1	Sector 2	Sector 3	T. Spd	Elapsed
11	1	4:37.569 <b>B</b>	38.306	32.470	3:26.793	257.8	39:08.228								
12	2	2:24.649	56.692	31.997	55.960	259.6	41:32.877								
13	2	2:07.473	38.212	32.205	57.056	258.4	43:40.350								
14	2	2:06.361	38.412	32.123	55.826	258.4	45:46.711								
15	2	2:05.883	37.942	31.931	56.010	259.0	47:52.594								
16	2	17:46.497 <b>B</b>	38.138	31.966	...	248.3	1:05:39.091								
17	1	2:30.065	56.418	34.195	59.452	246.0	1:08:09.156								
18	1	2:03.871	37.367	31.772	54.732	257.1	1:10:13.027								
19	1	<b>2:02.872</b>	36.890	31.520	54.462	258.4	1:12:15.899								
20	1	2:02.885	<b>36.703</b>	31.760	<b>54.422</b>	259.6	1:14:18.784								
21	1	3:27.519 <b>B</b>	36.716	<b>31.281</b>	2:19.522	263.4	1:17:46.303								
22	2	2:23.963	56.253	32.087	55.623	261.5	1:20:10.266								
23	2	2:05.002	37.647	31.706	55.649	260.2	1:22:15.268								
24	2	2:05.833	37.687	32.070	56.076	258.4	1:24:21.101								
25	2	2:10.139	40.782	32.460	56.897	259.0	1:26:31.240								
26	2	2:05.397	37.583	32.031	55.783	259.0	1:28:36.637								
27	2	2:05.156	37.900	31.834	55.422	259.0	1:30:41.793								



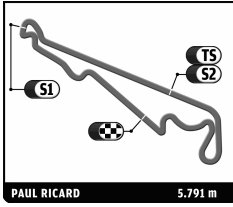


**ELMS**  
**6 HEURES DU CASTELLET**  
 Free Practice 1

**Amended**

**Best Sector Times**

SECTOR 1			SECTOR 2		SECTOR 3		Pos	Team	Ideal Lap	Best Lap
Pos	Driver	Time	Driver	Time	Driver	Time				
1	18 W.Hughes	32.707	18 W.Hughes	28.489	1 T.Kimber-Smith	47.047	1	Murphy Prototypes	1'48.650	1:48.650 (1)
2	1 T.Kimber-Smith	33.019	11 J.Hirschi	28.534	46 M.Beche	47.451	2	1 Greaves Motorsport	1'48.951	1:49.052 (2)
3	24 G.Moreau	33.061	17 A.Sims	28.762	18 W.Hughes	47.454	3	46 Thiriet by Tds Racing	1'49.445	1:49.810 (5)
4	19 S.Sarrazin	33.169	24 G.Moreau	28.796	10 P.Kaffer	47.504	4	17 Status GP	1'49.484	1:50.071 (6)
5	17 A.Sims	33.179	46 P.Thiriet	28.810	17 A.Sims	47.543	5	10 Pecom Racing	1'49.506	1:49.606 (4)
6	11 J.Hirschi	33.181	10 P.Kaffer	28.813	24 G.Moreau	47.674	6	24 OAK Racing	1'49.531	1:49.531 (3)
7	46 M.Beche	33.184	1 T.Kimber-Smith	28.885	19 S.Sarrazin	48.014	7	11 Race Performance	1'49.874	1:50.160 (7)
8	10 P.Kaffer	33.189	19 N.Minassian	28.905	45 J.Clarke	48.098	8	19 Sebastien Loeb Racing	1'50.088	1:50.488 (8)
9	45 J.Clarke	33.343	45 J.Clarke	28.937	11 J.Hirschi	48.159	9	45 Boutsen Ginion Racing	1'50.378	1:50.718 (9)
10	38 S.Dolan	34.243	38 S.Dolan	29.096	38 S.Dolan	49.685	10	38 Jota	1'53.024	1:53.129 (10)
11	44 F.Rosier	34.278	44 F.Rosier	29.662	44 F.Rosier	50.045	11	44 Extreme Limite Aric	1'53.985	1:54.181 (11)
12	40 M.Vignali	35.033	42 A.Kapadia	30.192	40 M.Vignali	50.666	12	40 Boutsen Ginion Racing	1'55.967	1:56.173 (12)
13	67 R.Narac	35.775	40 M.Vignali	30.268	42 A.Kapadia	51.819	13	42 Curtis Racing Technologies	1'57.839	1:58.085 (13)
14	66 J.Walker	35.805	61 P.Peter	30.632	66 J.Walker	52.199	14	66 JMW Motorsport	1'58.799	1:59.168 (14)
15	60 M.Cioci	35.819	75 M.Soulet	30.658	83 J.Melo	52.904	15	67 Imsa Performance Matmut	1'59.527	1:59.921 (16)
16	42 A.Kapadia	35.828	67 R.Narac	30.698	60 M.Cioci	52.910	16	61 Kessel Racing	1'59.617	1:59.934 (17)
17	83 J.Melo	35.888	69 S.Hall	30.743	61 P.Peter	52.968	17	69 Gulf Racing	1'59.823	1:59.968 (18)
18	61 P.Peter	36.017	66 J.Walker	30.795	69 S.Hall	53.009	18	83 JMB Racing	1'59.915	1:59.915 (15)
19	75 M.Goossens	36.026	83 J.Melo	31.123	67 R.Narac	53.054	19	60 AF Corse	1'59.970	2:00.124 (19)
20	69 S.Hall	36.071	60 M.Cioci	31.241	75 M.Goossens	53.398	20	75 Prospeed Competition	2'00.082	2:00.506 (20)
21	99 A.Ferte	36.703	99 A.Ferte	31.281	99 A.Ferte	54.422	21	99 JMB Racing	2'02.406	2:02.872 (21)

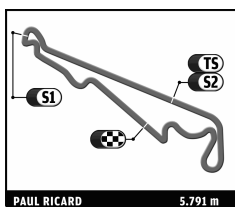


**ELMS**  
**6 HEURES DU CASTELLET**  
 Free Practice 1

**Amended**

Best Top Speeds

Team	Car	Class	Top Speed Driver	Top 1		Top 2		Top 3		Top 4		Top 5		Avg
				Kph	Lap	Kph	Lap	Kph	Lap	Kph	Lap	Kph	Lap	
11 Race Performance	Oreca 03 - Judd	LM P2	<b>M. Frey</b>	<b>284.2</b>	22	284.2	9	283.5	11	283.5	19	283.5	20	283,8
18 Murphy Prototypes	Oreca 03 - Nissan	LM P2	<b>W. Hughes</b>	<b>281.2</b>	17	281.2	14	280.5	3	279.1	4	279.1	26	280,2
24 OAK Racing	Morgan - Judd	LM P2	<b>G. Moreau</b>	<b>280.5</b>	10	279.8	9	279.1	28	277.6	11	277.6	29	278,9
45 Boutsen Ginion Racing	Oreca 03 - Nissan	LM P2	<b>J. Clarke</b>	<b>279.8</b>	18	277.6	11	276.9	17	275.5	16	275.5	15	277,1
1 Greaves Motorsport	Zytek Z11SN - Nissan	LM P2	<b>T. Kimber-Smith</b>	<b>279.8</b>	6	275.5	7	275.5	4	274.8	16	274.8	15	276,1
19 Sebastien Loeb Racing	Oreca 03 - Nissan	LM P2	<b>N. Minassian</b>	<b>279.8</b>	10	279.8	9	278.4	7	278.4	18	278.4	8	279,0
10 Pecom Racing	Oreca 03 - Nissan	LM P2	<b>P. Kaffer</b>	<b>279.1</b>	5	277.6	16	276.9	26	276.2	27	276.2	6	277,2
17 Status GP	Lola B12/80 Coupe - Judd HK	LM P2	<b>A. Sims</b>	<b>279.1</b>	12	277.6	17	277.6	18	276.9	5	276.2	6	277,5
46 Thiriet by Tds Racing	Oreca 03 - Nissan	LM P2	<b>M. Beche</b>	<b>277.6</b>	9	276.2	10	276.2	19	276.2	20	275.5	8	276,3
38 Jota	Zytek Z11SN - Nissan	LM P2	<b>S. Dolan</b>	<b>274.1</b>	18	273.4	21	273.4	3	273.4	4	273.4	14	273,5
69 Gulf Racing	Aston Martin Vantage	LM GTE Am	<b>S. Hall</b>	<b>272.7</b>	29	271.4	8	270.7	6	270.7	7	270.0	27	271,1
75 Prospeed Competition	Porsche 911 RSR (997)	LM GTE Am	<b>M. Soulet</b>	<b>271.4</b>	27	270.7	28	268.7	20	268.0	18	268.0	21	269,4
44 Extreme Limite Aric	Norma M200P - Judd	LM P2	<b>F. Rosier</b>	<b>270.7</b>	2	267.3	7	267.3	6	267.3	15	266.7	4	267,9
61 Kessel Racing	Ferrari 458 Italia	LM GTE Pro	<b>P. Peter</b>	<b>269.3</b>	13	268.0	8	268.0	14	267.3	11	267.3	7	268,0
67 Imsa Performance Matmut	Porsche 911 RSR (997)	LM GTE Am	<b>R. Narac</b>	<b>268.0</b>	4	267.3	8	267.3	27	267.3	24	266.7	3	267,3
66 JMW Motorsport	Ferrari 458 Italia	LM GTE Pro	<b>J. Cocker</b>	<b>265.4</b>	11	263.4	22	263.4	12	263.4	13	263.4	17	263,8
40 Boutsen Ginion Racing	Formula Le Mans - Oreca - 09	LM PC	<b>M. Vignali</b>	<b>265.4</b>	14	265.4	12	265.4	20	264.7	16	264.1	19	265,0
42 Curtis Racing Technologies	Formula Le Mans - Oreca - 09	LM PC	<b>A. Kapadia</b>	<b>264.7</b>	18	264.1	16	263.4	17	262.8	15	262.1	12	263,4
83 JMB Racing	Ferrari 458 Italia	LM GTE Pro	<b>J. Melo</b>	<b>264.1</b>	13	262.1	23	262.1	7	261.5	11	261.5	14	262,3
99 JMB Racing	Ferrari 458 Italia	LM GTE Am	<b>A. Ferte</b>	<b>263.4</b>	21	261.5	4	261.5	22	260.2	23	260.2	5	261,4
60 AF Corse	Ferrari 458 Italia	LM GTE Am	<b>M. Cioci</b>	<b>260.9</b>	12	259.6	33	259.0	14	259.0	11	258.4	19	259,4



# ELMS

## 6 HEURES DU CASTELLET

### Free Practice 1

Amended

### Provisional Classification

Nr.	Team	Drivers	Car	Cl	Ty	Time	Lap	Total	Gap	Kph		
1	18	Murphy Prototypes	J. Firth / W. Hughes / L. Moro	Oreca 03 - Nissan	LM P2	D	<b>1:48.650</b>	16	29	-	-	<b>191.9</b>
2	1	Greaves Motorsport	L. Ordoñez / T. Kimber-Smith / A. Brundle	Zytek Z11SN - Nissan	LM P2	D	<b>1:49.052</b>	14	17	+0.402	+0.402	<b>191.2</b>
3	24	OAK Racing	J. Nicolet / G. Moreau / D. Kraihamer	Morgan - Judd	LM P2	D	<b>1:49.531</b>	30	31	+0.881	+0.479	<b>190.3</b>
4	10	Pecom Racing	L. Perez Companc / G. Bruni / P. Kaffer	Oreca 03 - Nissan	LM P2	D	<b>1:49.606</b>	9	27	+0.956	+0.075	<b>190.2</b>
5	46	Thiriet by Tds Racing	M. Beche / P. Thiriet	Oreca 03 - Nissan	LM P2	D	<b>1:49.810</b>	5	26	+1.160	+0.204	<b>189.9</b>
6	17	Status GP	Y. Buurman / A. Sims / D. Stirling	Lola B12/80 Coupe - Judd HK	LM P2	D	<b>1:50.071</b>	10	25	+1.421	+0.261	<b>189.4</b>
7	11	Race Performance	M. Frey / R. Meichtry / J. Hirschi	Oreca 03 - Judd	LM P2	D	<b>1:50.160</b>	4	22	+1.510	+0.089	<b>189.2</b>
8	19	Sebastien Loeb Racing	N. Marroc / N. Minassian / S. Sarrazin	Oreca 03 - Nissan	LM P2	D	<b>1:50.488</b>	4	26	+1.838	+0.328	<b>188.7</b>
9	45	Boutsen Ginion Racing	J. Clarke / B. Brière / S. Buemi	Oreca 03 - Nissan	LM P2	D	<b>1:50.718</b>	16	18	+2.068	+0.230	<b>188.3</b>
10	38	Jota	S. Dolan / S. Hancock	Zytek Z11SN - Nissan	LM P2	D	<b>1:53.129</b>	20	21	+4.479	+2.411	<b>184.3</b>
11	44	Extreme Limite Aric	F. Rosier / P. Thirion	Norma M200P - Judd	LM P2	D	<b>1:54.181</b>	22	23	+5.531	+1.052	<b>182.6</b>
12	40	Boutsen Ginion Racing	T. Dagneau / M. Vignali / J. Merlin	Formula Le Mans - Oreca - 09	LM PC	M	<b>1:56.173</b>	21	28	+7.523	+1.992	<b>179.5</b>
13	42	Curtis Racing Technologies	J. Hartshorne / P. Keen / A. Kapadia	Formula Le Mans - Oreca - 09	LM PC	M	<b>1:58.085</b>	17	18	+9.435	+1.912	<b>176.5</b>
14	66	JMW Motorsport	J. Walker / J. Cocker	Ferrari 458 Italia	LM GTE Pro	D	<b>1:59.168</b>	21	22	+10.518	+1.083	<b>174.9</b>
15	83	JMB Racing	J. Melo / M. Frezza	Ferrari 458 Italia	LM GTE Pro	M	<b>1:59.915</b>	13	23	+11.265	+0.747	<b>173.9</b>
16	67	Imsa Performance Matmut	N. Armindo / R. Narac / A. Pons	Porsche 911 RSR (997)	LM GTE Am	M	<b>1:59.921</b>	8	33	+11.271	+0.006	<b>173.8</b>
17	61	Kessel Racing	M. Broniszewski / P. Peter	Ferrari 458 Italia	LM GTE Pro	D	<b>1:59.934</b>	13	18	+11.284	+0.013	<b>173.8</b>
18	69	Gulf Racing	R. Goethe / S. Hall	Aston Martin Vantage	LM GTE Am	D	<b>1:59.968</b>	5	29	+11.318	+0.034	<b>173.8</b>
19	60	AF Corse	M. Cioci / M. Griffin / P. Perazzini	Ferrari 458 Italia	LM GTE Am	M	<b>2:00.124</b>	12	33	+11.474	+0.156	<b>173.6</b>
20	75	Prospeed Competition	M. Goossens / M. Soulet	Porsche 911 RSR (997)	LM GTE Am	M	<b>2:00.506</b>	12	28	+11.856	+0.382	<b>173.0</b>
21	99	JMB Racing	A. Ferte / P. Illiano	Ferrari 458 Italia	LM GTE Am	M	<b>2:02.872</b>	19	27	+14.222	+2.366	<b>169.7</b>

<b>Fastest Lap</b>	Lap 16	Warren Hughes	<b>1:48.650</b>	191.9 Kph
--------------------	--------	---------------	-----------------	-----------

Published at: .....

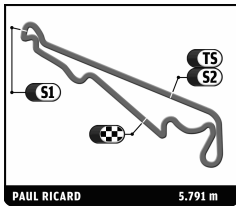
Track Temp: **17,78 °C**

Air Temp: **14,94 °C**

Track Status:

**DRY**

<b>Race Director:</b>	<b>Timekeeper:</b>
-----------------------	--------------------



**ELMS**  
**6 HEURES DU CASTELLET**  
 Free Practice 1  
 Provisional Classification by Class

**Amended**

Nr.	Team	Drivers	Car	Ty	Time	Lap	Total	Gap	Kph
<b>LM P2</b>									
1	18	Murphy Prototypes	J. Firth / W. Hughes / L. Moro	Oreca 03 - Nissan	D	<b>1:48.650</b>	16 29		<b>191.9</b>
2	1	Greaves Motorsport	L. Ordoñez / T. Kimber-Smith / A. Brundle	Zytek Z11SN - Nissan	D	<b>1:49.052</b>	14 17	+0.402 +0.402	<b>191.2</b>
3	24	OAK Racing	J. Nicolet / G. Moreau / D. Kraihamer	Morgan - Judd	D	<b>1:49.531</b>	30 31	+0.881 +0.479	<b>190.3</b>
4	10	Pecom Racing	L. Perez Companc / G. Bruni / P. Kaffer	Oreca 03 - Nissan	D	<b>1:49.606</b>	9 27	+0.956 +0.075	<b>190.2</b>
5	46	Thiriet by Tds Racing	M. Beche / P. Thiriet	Oreca 03 - Nissan	D	<b>1:49.810</b>	5 26	+1.160 +0.204	<b>189.9</b>
6	17	Status GP	Y. Buurman / A. Sims / D. Stirling	Lola B12/80 Coupe - Judd HK	D	<b>1:50.071</b>	10 25	+1.421 +0.261	<b>189.4</b>
7	11	Race Performance	M. Frey / R. Meichtry / J. Hirschi	Oreca 03 - Judd	D	<b>1:50.160</b>	4 22	+1.510 +0.089	<b>189.2</b>
8	19	Sebastien Loeb Racing	N. Marroc / N. Minassian / S. Sarrazin	Oreca 03 - Nissan	D	<b>1:50.488</b>	4 26	+1.838 +0.328	<b>188.7</b>
9	45	Boutsen Ginion Racing	J. Clarke / B. Brière / S. Buemi	Oreca 03 - Nissan	D	<b>1:50.718</b>	16 18	+2.068 +0.230	<b>188.3</b>
10	38	Jota	S. Dolan / S. Hancock	Zytek Z11SN - Nissan	D	<b>1:53.129</b>	20 21	+4.479 +2.411	<b>184.3</b>
11	44	Extreme Limite Aric	F. Rosier / P. Thirion	Norma M200P - Judd	D	<b>1:54.181</b>	22 23	+5.531 +1.052	<b>182.6</b>
<b>LM GTE Pro</b>									
1	66	JMW Motorsport	J. Walker / J. Cocker	Ferrari 458 Italia	D	<b>1:59.168</b>	21 22		<b>174.9</b>
2	83	JMB Racing	J. Melo / M. Frezza	Ferrari 458 Italia	M	<b>1:59.915</b>	13 23	+0.747 +0.747	<b>173.9</b>
3	61	Kessel Racing	M. Broniszewski / P. Peter	Ferrari 458 Italia	D	<b>1:59.934</b>	13 18	+0.766 +0.019	<b>173.8</b>
<b>LM GTE Am</b>									
1	67	Imsa Performance Matmut	N. Armindo / R. Narac / A. Pons	Porsche 911 RSR (997)	M	<b>1:59.921</b>	8 33		<b>173.8</b>
2	69	Gulf Racing	R. Goethe / S. Hall	Aston Martin Vantage	D	<b>1:59.968</b>	5 29	+0.047 +0.047	<b>173.8</b>
3	60	AF Corse	M. Cioci / M. Griffin / P. Perazzini	Ferrari 458 Italia	M	<b>2:00.124</b>	12 33	+0.203 +0.156	<b>173.6</b>
4	75	Prospeed Competition	M. Goossens / M. Soulet	Porsche 911 RSR (997)	M	<b>2:00.506</b>	12 28	+0.585 +0.382	<b>173.0</b>
5	99	JMB Racing	A. Ferte / P. Illiano	Ferrari 458 Italia	M	<b>2:02.872</b>	19 27	+2.951 +2.366	<b>169.7</b>
<b>LM PC</b>									
1	40	Boutsen Ginion Racing	T. Dagoneau / M. Vignali / J. Merlin	Formula Le Mans - Oreca - 09	M	<b>1:56.173</b>	21 28		<b>179.5</b>
2	42	Curtis Racing Technologies	J. Hartshorne / P. Keen / A. Kapadia	Formula Le Mans - Oreca - 09	M	<b>1:58.085</b>	17 18	+1.912 +1.912	<b>176.5</b>

Published at: .....

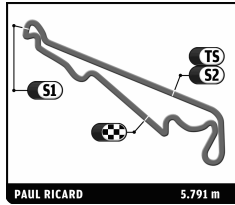
Track Temp: **17,78 °C**

Air Temp: **14,94 °C**

Track Status:

**DRY**

Race Director:	Timekeeper:
----------------	-------------



## ELMS

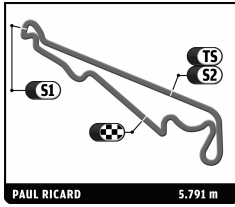
### 6 HEURES DU CASTELLET

After Free Practice 1

Amended

### Provisional Classification by Driver And Class Fastest Lap

Nr	Team	Car	Class	Driver	Time	Laps	Gap	Kph	Session	
<b>LM P2</b>										
1	18	Murphy Prototypes	Oreca 03 - Nissan	LM P2	Warren Hughes	1:48.650	17	191.9	Free Practice 1	
2	1	Greaves Motorsport	Zytek Z11SN - Nissan	LM P2	Tom Kimber-Smith	1:49.052	16	0.402	191.2	Free Practice 1
3	24	OAK Racing	Morgan - Judd	LM P2	Guillaume Moreau	1:49.531	19	0.881	190.3	Free Practice 1
4	10	Pecom Racing	Oreca 03 - Nissan	LM P2	Pierre Kaffer	1:49.606	10	0.956	190.2	Free Practice 1
5	46	Thiriet by Tds Racing	Oreca 03 - Nissan	LM P2	Mathias Beche	1:49.810	12	1.160	189.9	Free Practice 1
6	17	Status GP	Lola B12/80 Coupe - Judd HK	LM P2	Alexander Sims	1:50.071	15	1.421	189.4	Free Practice 1
7	11	Race Performance	Oreca 03 - Judd	LM P2	Jonathan Hirschi	1:50.160	18	1.510	189.2	Free Practice 1
8	19	Sebastien Loeb Racing	Oreca 03 - Nissan	LM P2	Nicolas Minassian	1:50.488	10	1.838	188.7	Free Practice 1
9	46	Thiriet by Tds Racing	Oreca 03 - Nissan	LM P2	Pierre Thiriet	1:50.598	14	1.948	188.5	Free Practice 1
10	45	Boutsen Ginion Racing	Oreca 03 - Nissan	LM P2	Jack Clarke	1:50.718	18	2.068	188.3	Free Practice 1
11	19	Sebastien Loeb Racing	Oreca 03 - Nissan	LM P2	Stéphane Sarrazin	1:50.886	10	2.236	188.0	Free Practice 1
12	24	OAK Racing	Morgan - Judd	LM P2	Jacques Nicolet	1:51.663	12	3.013	186.7	Free Practice 1
13	10	Pecom Racing	Oreca 03 - Nissan	LM P2	Gianmaria Bruni	1:52.054	11	3.404	186.0	Free Practice 1
14	18	Murphy Prototypes	Oreca 03 - Nissan	LM P2	Jody Firth	1:52.093	5	3.443	186.0	Free Practice 1
15	19	Sebastien Loeb Racing	Oreca 03 - Nissan	LM P2	Nicolas Marroc	1:52.586	6	3.936	185.2	Free Practice 1
16	38	Jota	Zytek Z11SN - Nissan	LM P2	Simon Dolan	1:53.129	15	4.479	184.3	Free Practice 1
17	18	Murphy Prototypes	Oreca 03 - Nissan	LM P2	Luca Maro	1:53.495	7	4.845	183.7	Free Practice 1
18	11	Race Performance	Oreca 03 - Judd	LM P2	Michel Frey	1:53.651	4	5.001	183.4	Free Practice 1
19	10	Pecom Racing	Oreca 03 - Nissan	LM P2	Luis Perez Companc	1:53.668	6	5.018	183.4	Free Practice 1
20	44	Extreme Limite Aric	Norma M200P - Judd	LM P2	Fabien Rosier	1:54.181	11	5.531	182.6	Free Practice 1
21	38	Jota	Zytek Z11SN - Nissan	LM P2	Sam Hancock	1:55.494	6	6.844	180.5	Free Practice 1
22	17	Status GP	Lola B12/80 Coupe - Judd HK	LM P2	Yelmer Buurman	1:55.958	4	7.308	179.8	Free Practice 1
23	44	Extreme Limite Aric	Norma M200P - Judd	LM P2	Philippe Thirion	1:56.582	12	7.932	178.8	Free Practice 1
24	17	Status GP	Lola B12/80 Coupe - Judd HK	LM P2	Dean Stirling	1:57.814	6	9.164	177.0	Free Practice 1
4	11	Race Performance	Oreca 03 - Judd	LM P2	Ralph Meichtry					
3	24	OAK Racing	Morgan - Judd	LM P2	Dominik Kraihamer					
6	1	Greaves Motorsport	Zytek Z11SN - Nissan	LM P2	Lucas Ordoñez		1			
5	1	Greaves Motorsport	Zytek Z11SN - Nissan	LM P2	Alex Brundle					
2	45	Boutsen Ginion Racing	Oreca 03 - Nissan	LM P2	Bastien Brière					
1	45	Boutsen Ginion Racing	Oreca 03 - Nissan	LM P2	Sébastien Buemi					
<b>LM GTE Pro</b>										
1	66	JMW Motorsport	Ferrari 458 Italia	LM GTE Pro	James Walker	1:59.168	12	174.9	Free Practice 1	
2	83	JMB Racing	Ferrari 458 Italia	LM GTE Pro	Jaime Melo	1:59.915	14	0.747	173.9	Free Practice 1
3	61	Kessel Racing	Ferrari 458 Italia	LM GTE Pro	Philipp Peter	1:59.934	10	0.766	173.8	Free Practice 1
4	83	JMB Racing	Ferrari 458 Italia	LM GTE Pro	Marco Frezza	2:00.392	9	1.224	173.2	Free Practice 1
5	66	JMW Motorsport	Ferrari 458 Italia	LM GTE Pro	Jonathan Cocker	2:02.026	10	2.858	170.8	Free Practice 1
6	61	Kessel Racing	Ferrari 458 Italia	LM GTE Pro	Michael Broniszewski	2:03.074	8	3.906	169.4	Free Practice 1
<b>LM GTE Am</b>										
1	67	Imsa Performance Matmut	Porsche 911 RSR (997)	LM GTE Am	Raymond Narac	1:59.921	14	173.8	Free Practice 1	
2	69	Gulf Racing	Aston Martin Vantage	LM GTE Am	Stuart Hall	1:59.968	17	0.047	173.8	Free Practice 1
3	60	AF Corse	Ferrari 458 Italia	LM GTE Am	Marco Cioci	2:00.124	15	0.203	173.6	Free Practice 1
4	75	Prospeed Competition	Porsche 911 RSR (997)	LM GTE Am	Marc Goossens	2:00.506	15	0.585	173.0	Free Practice 1
5	75	Prospeed Competition	Porsche 911 RSR (997)	LM GTE Am	Maxime Soulet	2:00.831	13	0.910	172.5	Free Practice 1
6	67	Imsa Performance Matmut	Porsche 911 RSR (997)	LM GTE Am	Nicolas Armindo	2:00.914	7	0.993	172.4	Free Practice 1
7	60	AF Corse	Ferrari 458 Italia	LM GTE Am	Piergiuseppe Perazzini	2:01.151	18	1.230	172.1	Free Practice 1
8	67	Imsa Performance Matmut	Porsche 911 RSR (997)	LM GTE Am	Anthony Pons	2:01.329	12	1.408	171.8	Free Practice 1
9	99	JMB Racing	Ferrari 458 Italia	LM GTE Am	Alain Ferte	2:02.872	16	2.951	169.7	Free Practice 1
10	99	JMB Racing	Ferrari 458 Italia	LM GTE Am	Philippe Illiano	2:05.002	11	5.081	166.8	Free Practice 1
11	69	Gulf Racing	Aston Martin Vantage	LM GTE Am	Roald Goethe	2:06.881	12	6.960	164.3	Free Practice 1
1	60	AF Corse	Ferrari 458 Italia	LM GTE Am	Matt Griffin					
<b>LM PC</b>										
1	40	Boutsen Ginion Racing	Formula Le Mans - Oreca - 09	LM PC	Massimo Vignali	1:56.173	12	179.5	Free Practice 1	
2	42	Curtis Racing Technologies	Formula Le Mans - Oreca - 09	LM PC	Alex Kapadia	1:58.085	13	1.912	176.5	Free Practice 1
3	40	Boutsen Ginion Racing	Formula Le Mans - Oreca - 09	LM PC	Jean Marc Merlin	2:00.123	5	3.950	173.6	Free Practice 1
4	40	Boutsen Ginion Racing	Formula Le Mans - Oreca - 09	LM PC	Thomas Dagoneau	2:01.044	11	4.871	172.2	Free Practice 1
5	42	Curtis Racing Technologies	Formula Le Mans - Oreca - 09	LM PC	John Hartshorne	2:04.369	5	8.196	167.6	Free Practice 1
1	42	Curtis Racing Technologies	Formula Le Mans - Oreca - 09	LM PC	Phil Keen					



**ELMS**  
**6 HEURES DU CASTELLET**  
 After Free Practice 1

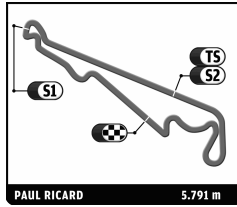
**Amended**

Provisional Classification by Driver And Class Fastest Lap

Nr	Team	Car	Class	Driver	Time	Laps	Gap	Kph	Session
----	------	-----	-------	--------	------	------	-----	-----	---------

Published at: .....

<b>Race Director:</b>	<b>Timekeeper:</b>
-----------------------	--------------------



## ELMS

### 6 HEURES DU CASTELLET

#### Free Practice 1

#### Provisional Classification by Driver Fastest Lap

Nr	Team	Car	Class	Driver	Time	Lap	Total	Gap	Kph	
1	11 Race Performance	Oreca 03 - Judd	LM P2	Michel Frey	1:45.784	3	5		197.1	
2	18 Murphy Prototypes	Oreca 03 - Nissan	LM P2	Warren Hughes	1:48.650	16	17	2.866	2.866	191.9
3	1 Greaves Motorsport	Zytek Z11SN - Nissan	LM P2	Tom Kimber-Smith	1:49.052	14	16	3.268	0.402	191.2
4	24 OAK Racing	Morgan - Judd	LM P2	Guillaume Moreau	1:49.531	18	19	3.747	0.479	190.3
5	10 Pecom Racing	Oreca 03 - Nissan	LM P2	Pierre Kaffer	1:49.606	9	10	3.822	0.075	190.2
6	46 Thiriet by Tds Racing	Oreca 03 - Nissan	LM P2	Mathias Beche	1:49.810	5	12	4.026	0.204	189.9
7	17 Status GP	Lola B12/80 Coupe - Judd HK	LM P2	Alexander Sims	1:50.071	10	15	4.287	0.261	189.4
8	11 Race Performance	Oreca 03 - Judd	LM P2	Jonathan Hirschi	1:50.160	4	18	4.376	0.089	189.2
9	19 Sebastien Loeb Racing	Oreca 03 - Nissan	LM P2	Nicolas Minassian	1:50.488	4	10	4.704	0.328	188.7
10	46 Thiriet by Tds Racing	Oreca 03 - Nissan	LM P2	Pierre Thiriet	1:50.598	9	14	4.814	0.110	188.5
11	45 Boutsen Ginion Racing	Oreca 03 - Nissan	LM P2	Jack Clarke	1:50.718	16	18	4.934	0.120	188.3
12	19 Sebastien Loeb Racing	Oreca 03 - Nissan	LM P2	Stéphane Sarrazin	1:50.886	7	10	5.102	0.168	188.0
13	24 OAK Racing	Morgan - Judd	LM P2	Jacques Nicolet	1:51.663	10	12	5.879	0.777	186.7
14	10 Pecom Racing	Oreca 03 - Nissan	LM P2	Gianmaria Bruni	1:52.054	10	11	6.270	0.391	186.0
15	18 Murphy Prototypes	Oreca 03 - Nissan	LM P2	Jody Firth	1:52.093	5	5	6.309	0.039	186.0
16	19 Sebastien Loeb Racing	Oreca 03 - Nissan	LM P2	Nicolas Marroc	1:52.586	6	6	6.802	0.493	185.2
17	38 Jota	Zytek Z11SN - Nissan	LM P2	Simon Dolan	1:53.129	14	15	7.345	0.543	184.3
18	18 Murphy Prototypes	Oreca 03 - Nissan	LM P2	Luca Moro	1:53.495	4	7	7.711	0.366	183.7
19	10 Pecom Racing	Oreca 03 - Nissan	LM P2	Luis Perez Companc	1:53.668	6	6	7.884	0.173	183.4
20	44 Extreme Limite Aric	Norma M200P - Judd	LM P2	Fabien Rosier	1:54.181	14	11	8.397	0.513	182.6
21	38 Jota	Zytek Z11SN - Nissan	LM P2	Sam Hancock	1:55.494	4	6	9.710	1.313	180.5
22	17 Status GP	Lola B12/80 Coupe - Judd HK	LM P2	Yelmer Buurman	1:55.958	3	4	10.174	0.464	179.8
23	40 Boutsen Ginion Racing	Formula Le Mans - Oreca - 09	LM PC	Massimo Vignali	1:56.173	10	12	10.389	0.215	179.5
24	44 Extreme Limite Aric	Norma M200P - Judd	LM P2	Philippe Thirion	1:56.582	7	12	10.798	0.409	178.8
25	17 Status GP	Lola B12/80 Coupe - Judd HK	LM P2	Dean Stirling	1:57.814	4	6	12.030	1.232	177.0
26	42 Curtis Racing Technologies	Formula Le Mans - Oreca - 09	LM PC	Alex Kapadia	1:58.085	12	13	12.301	0.271	176.5
27	66 JMW Motorsport	Ferrari 458 Italia	LM GTE Pro	James Walker	1:59.168	11	12	13.384	1.083	174.9
28	83 JMB Racing	Ferrari 458 Italia	LM GTE Pro	Jaime Melo	1:59.915	13	14	14.131	0.747	173.9
29	67 Insa Performance Matmut	Porsche 911 RSR (997)	LM GTE Am	Raymond Narac	1:59.921	8	14	14.137	0.006	173.8
30	61 Kessel Racing	Ferrari 458 Italia	LM GTE Pro	Philipp Peter	1:59.934	9	10	14.150	0.013	173.8
31	69 Gulf Racing	Aston Martin Vantage	LM GTE Am	Stuart Hall	1:59.968	5	17	14.184	0.034	173.8
32	40 Boutsen Ginion Racing	Formula Le Mans - Oreca - 09	LM PC	Jean Marc Merlin	2:00.123	4	5	14.339	0.155	173.6
33	60 AF Corse	Ferrari 458 Italia	LM GTE Am	Marco Cioci	2:00.124	12	15	14.340	0.001	173.6
34	83 JMB Racing	Ferrari 458 Italia	LM GTE Pro	Marco Frezza	2:00.392	9	9	14.608	0.268	173.2
35	75 Prospeed Competition	Porsche 911 RSR (997)	LM GTE Am	Marc Goossens	2:00.506	12	15	14.722	0.114	173.0
36	75 Prospeed Competition	Porsche 911 RSR (997)	LM GTE Am	Maxime Soulet	2:00.831	11	13	15.047	0.325	172.5
37	67 Insa Performance Matmut	Porsche 911 RSR (997)	LM GTE Am	Nicolas Armindo	2:00.914	5	7	15.130	0.083	172.4
38	40 Boutsen Ginion Racing	Formula Le Mans - Oreca - 09	LM PC	Thomas Dagoneau	2:01.044	10	11	15.260	0.130	172.2
39	60 AF Corse	Ferrari 458 Italia	LM GTE Am	Piergiuseppe Perazzini	2:01.151	18	18	15.367	0.107	172.1
40	67 Insa Performance Matmut	Porsche 911 RSR (997)	LM GTE Am	Anthony Pons	2:01.329	7	12	15.545	0.178	171.8
41	66 JMW Motorsport	Ferrari 458 Italia	LM GTE Pro	Jonathan Cocker	2:02.026	4	10	16.242	0.697	170.8
42	99 JMB Racing	Ferrari 458 Italia	LM GTE Am	Alain Ferte	2:02.872	18	16	17.088	0.846	169.7
43	61 Kessel Racing	Ferrari 458 Italia	LM GTE Pro	Michael Broniszewski	2:03.074	8	8	17.290	0.202	169.4
44	42 Curtis Racing Technologies	Formula Le Mans - Oreca - 09	LM PC	John Hartshorne	2:04.369	4	5	18.585	1.295	167.6
45	99 JMB Racing	Ferrari 458 Italia	LM GTE Am	Philippe Illiano	2:05.002	3	11	19.218	0.633	166.8
46	69 Gulf Racing	Aston Martin Vantage	LM GTE Am	Ronald Goethe	2:06.881	11	12	21.097	1.879	164.3
47	11 Race Performance	Oreca 03 - Judd	LM P2	Ralph Meichtry						
48	24 OAK Racing	Morgan - Judd	LM P2	Dominik Kraihamer						
49	1 Greaves Motorsport	Zytek Z11SN - Nissan	LM P2	Lucas Ordóñez			1			
50	1 Greaves Motorsport	Zytek Z11SN - Nissan	LM P2	Alex Brundle						
51	42 Curtis Racing Technologies	Formula Le Mans - Oreca - 09	LM PC	Phil Keen						
52	60 AF Corse	Ferrari 458 Italia	LM GTE Am	Matt Griffin						
53	45 Boutsen Ginion Racing	Oreca 03 - Nissan	LM P2	Bastien Brière						
54	45 Boutsen Ginion Racing	Oreca 03 - Nissan	LM P2	Sébastien Buemi						

Published at .....

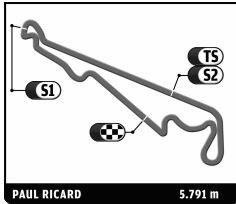
Track Status:

**DRY**

Race Director:

Timekeeper:



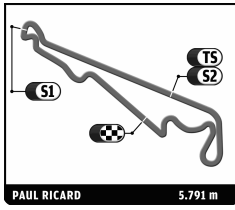


**ELMS**  
**6 HEURES DU CASTELLET**  
 Free Practice 1

**Amended**

Fastest Lap Sequence

Practice Time	Team	Car	Class	Driver	Time	Kph	Lap
4:38.803	46 Thiriet by Tds Racing	Oreca 03 - Nissan	LM P2	Mathias Beche	1:54.976	181.3	2
5:25.292	19 Sebastien Loeb Racing	Oreca 03 - Nissan	LM P2	Nicolas Minassian	1:52.494	185.3	2
6:29.255	46 Thiriet by Tds Racing	Oreca 03 - Nissan	LM P2	Mathias Beche	1:50.452	188.7	3
8:19.121	46 Thiriet by Tds Racing	Oreca 03 - Nissan	LM P2	Mathias Beche	1:49.866	189.8	4
10:08.931	46 Thiriet by Tds Racing	Oreca 03 - Nissan	LM P2	Mathias Beche	1:49.810	189.9	5
25:45.587	10 Pecom Racing	Oreca 03 - Nissan	LM P2	Pierre Kaffer	1:49.768	189.9	8
27:35.193	10 Pecom Racing	Oreca 03 - Nissan	LM P2	Pierre Kaffer	1:49.606	190.2	9
45:56.781	18 Murphy Prototypes	Oreca 03 - Nissan	LM P2	Warren Hughes	1:48.650	191.9	16



Computerised results and timing service

**6 HEURES DU CASTELLET**

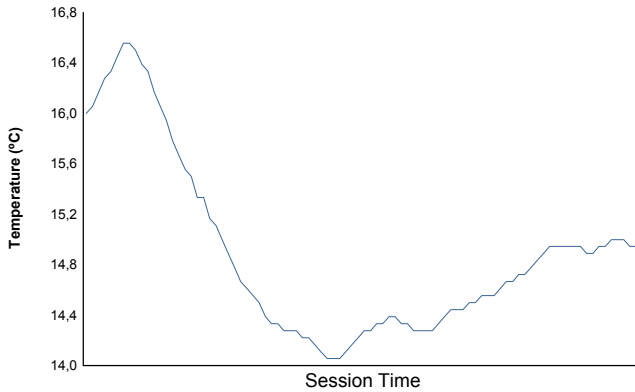
**ELMS**

**Free Practice 1**

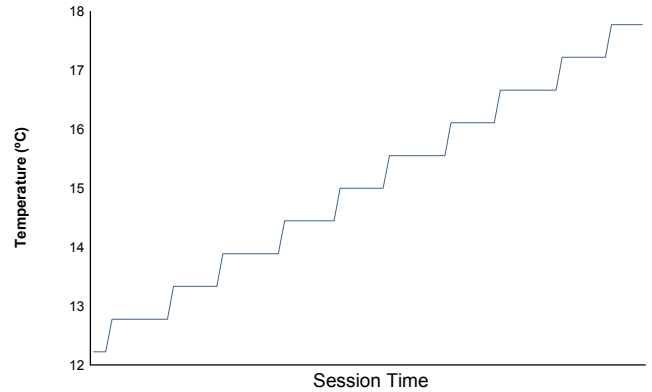
**Weather Report**

**Amended**

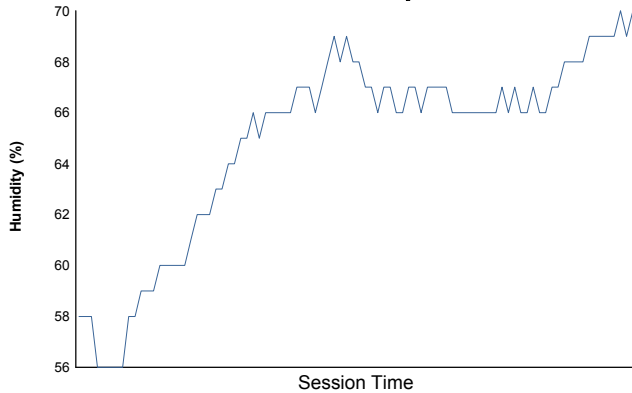
**Air Temperature**



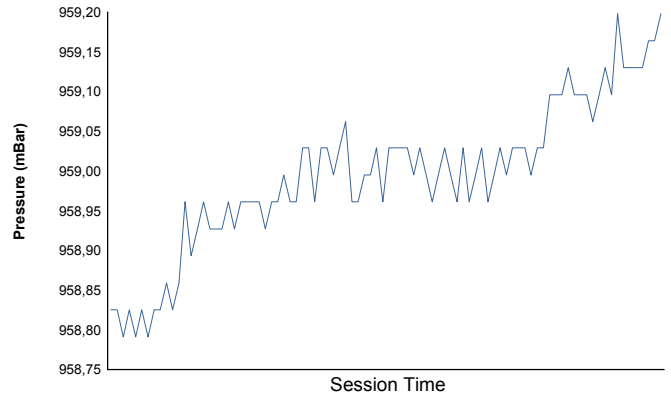
**Track Temperature**



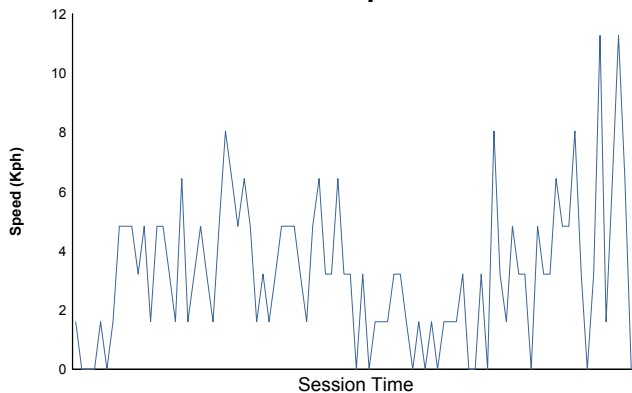
**Humidity**



**Pressure**

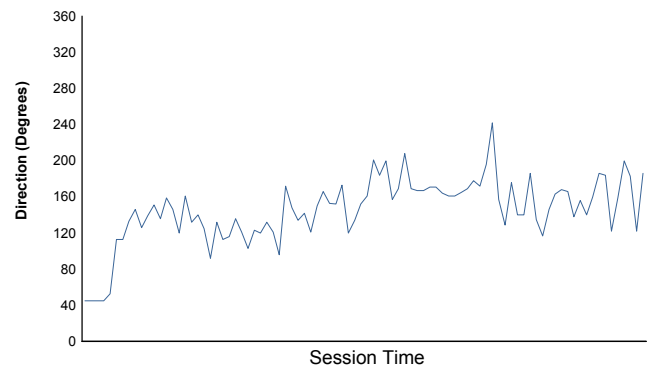


**Wind Speed**



**Wind direction**

North = 0°/360° Est = 90° South = 180° West = 270°



Track Status:

**DRY**