

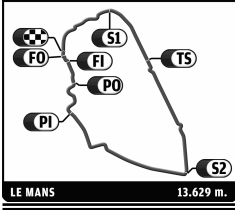
24 HEURES DU MANS

LE MANS LEGEND

Race (45')

Provisional Classification

Drivers	Vehicle	Team	Class	Laps	Total Time	Gap	Kph	Best Lap		
								Lap	Time	Kph
1 66 Carlos Monteverde	Ferrari 250LM		5b/6b	10	49:06.239	-	166.5	3	4:40.541	174.9
2 117 Alex Buncombe	Lister Knobbly		2b	10	49:08.592	+2.353	166.4	8	4:42.800	173.5
3 33 Jon Minshaw	Lister Knobbly		5b/6b	10	49:35.757	+29.518	164.9	3	4:45.524	171.8
4 77 Joe Twyman/Roger Wills	Bizzarrini 5300GT Competizione		4b	10	49:42.610	+36.371	164.5	3	4:42.655	173.6
5 56 Ludovic Caron	AC Cobra Coupe Daytona		4b	10	50:31.284	+1:25.045	161.9	3	4:50.672	168.8
6 49 Gavin Pickering	Jaguar D-type		2b	10	50:58.793	+1:52.554	160.4	3	4:53.687	167.1
7 68 James Gibbon/Mark Gibbon	Lister Chevrolet		5b/6b	10	51:40.657	+2:34.418	158.2	9	4:55.859	165.8
8 3 Alberto Francioni	ISO Bizzarini A3C Corsa		4b	10	51:48.534	+2:42.295	157.8	3	4:54.024	166.9
9 6 Neil Cunningham	Jaguar D-type Long Nose		2b	10	52:04.773	+2:58.534	157.0	2	4:52.430	167.8
10 51 Tom Alexander/Adrian Willmott	Aston Martin DB4GT		3b	10	52:28.334	+3:22.095	155.8	9	4:59.195	164.0
11 13 Jeremy Cottingham/James Cottingham	Ferrari 250LM		5b/6b	10	53:25.375	+4:19.136	153.1	8	5:00.132	163.5
12 43 Peter Thornton/David Garrett	Aston Martin DB4GT		3b	10	53:31.900	+4:25.661	152.8	8	5:02.060	162.4
13 85 Stephen Bond	Lotus Elan 26R		3a/4a	10	53:40.171	+4:33.932	152.4	2	5:09.160	158.7
14 211 Christiaan Van Lanscho/Karsten Le Blanc	Austin Healey 3000		3b	9	49:17.664	1 Lap	149.3	8	5:08.785	158.9
15 50 Nigel Webb	Jaguar E-type		4b	9	49:25.731	1 Lap	148.9	8	5:12.585	157.0
16 12 Kevin Kivlochan	AC Cobra MkII		4b	9	49:34.359	1 Lap	148.5	8	5:16.616	155.0
17 29 Keith Ahlers	Morgan Plus 4		3b	9	50:05.298	1 Lap	146.9	3	5:20.462	153.1
18 177 Gavin Henderson	AC Cobra		3b	9	50:08.613	1 Lap	146.8	9	5:15.925	155.3
19 4 Patrick Watts	Allard J2		1b	9	50:19.758	1 Lap	146.2	7	5:19.245	153.7
20 106 Paul Chase-Gardener	Shelby Mustang 350GT		4b	9	50:22.514	1 Lap	146.1	7	5:19.885	153.4
21 30 Mark Gibbon/James Gibbon	Corvette Stingray		4b	9	50:48.504	1 Lap	144.9	9	5:21.167	152.8
22 54 Jan Gijzen	Ferrari 275GTB		4b	9	50:55.666	1 Lap	144.5	8	5:23.360	151.7
23 7 Sir Stirling Moss/Ian Nuthall	Porsche RS61		5a/6a	9	50:57.785	1 Lap	144.4	9	5:22.800	152.0
24 28 David Wenman	Jaguar C-type		1b	9	50:57.955	1 Lap	144.4	8	5:22.355	152.2
25 27 Jason Wright	Alfa Romeo TZ1		3a/4a	9	50:58.578	1 Lap	144.4	9	5:23.088	151.9
26 35 Fergus MacLeod	Lotus XI		2a	9	51:53.641	1 Lap	141.8	5	5:28.787	149.2
27 57 Holly Mason/Charles Knill-Jones	Alfa Romeo TZ1		3a/4a	9	52:06.497	1 Lap	141.2	3	5:29.003	149.1
28 55 Andrew Sharp	Aston Martin DB2		1b	9	52:11.801	1 Lap	141.0	2	5:30.238	148.6
29 61 Tim Rogers/Dave Smithies	Austin-Healey 100/6		2b	9	53:08.535	1 Lap	138.5	8	5:28.249	149.5
30 70 Gabriel Kremer	Morgan +4 Super Sports		3b	9	53:29.296	1 Lap	137.6	8	5:39.006	144.7
31 127 David Bennet	Aston Martin DB3S		2b	9	53:44.945	1 Lap	136.9	8	5:38.871	144.8
32 60 David Cooke/Anthony Hancock	Lotus Elite		3a/4a	9	53:45.875	1 Lap	136.9	2	5:33.616	147.1
33 42 Chris Scragg	Aston Martin DB4GT Zagato		3b	9	54:00.267	1 Lap	136.3	9	5:36.708	145.7
34 17 Martin Melling	Aston Martin DB3		1b	9	54:04.048	1 Lap	136.1	8	5:37.712	145.3
35 93 Derek Hood	Jaguar XK120		1b	9	54:25.427	1 Lap	135.2	6	5:43.747	142.7
36 34 Brian White	Triumph TR2		2a	9	54:37.896	1 Lap	134.7	8	5:47.863	141.0
37 11 Oliver Bryant/Graheme Bryant	AC Cobra		4b	8	39:38.105	2 Laps	165.1	3	4:41.283	174.4
38 20 Philip Champion/Chris Chilcott	Frazer Nash Mille Miglia		1a	8	49:17.819	2 Laps	132.7	3	5:50.513	140.0
39 46 Christopher Clegg/Charles Clegg	Austin-Healey Sebring Sprite		3a/4a	8	50:07.547	2 Laps	130.5	6	5:47.603	141.2
40 59 John Hitch/Bob Birrell	MG B		3a/4a	8	50:35.882	2 Laps	129.3	8	5:58.280	136.9
41 19 Chris Conoley/Allen Tice	HRG Le Mans Lightweight		1a	8	51:42.035	2 Laps	126.5	7	6:06.943	133.7
42 121 Glynn Allen	Aston Martin DB2		1b	8	51:49.091	2 Laps	126.2	8	6:04.983	134.4
43 65 Paul Bason/Tim Barrington	Lotus Elite S2		3a/4a	8	52:13.084	2 Laps	125.3	2	5:52.149	139.3
44 26 Nigel Batchelor	Aston Martin DB2/4		1b	8	52:32.294	2 Laps	124.5	8	6:15.553	130.6
45 25 Dietrich Hatlapa	Porsche RS60		5a/6a	8	53:58.594	2 Laps	121.2	3	6:24.694	127.5
46 171 Emanuele Pirro/Roger Wills	Lotus 15		5a/6a	7	36:32.136	3 Laps	156.7	3	4:48.947	169.8
47 62 Timothy Stamper	Triumph TR2		2a	7	51:10.657	3 Laps	111.8	5	6:43.719	121.5
48 71 Gary Pearson	Jaguar D-type		2b	6	33:53.821	4 Laps	144.7	3	4:55.279	166.2
49 67 Neil Twyman/Craig Twyman	Lotus XI		2a	6	34:46.797	4 Laps	141.1	2	5:25.572	150.7
50 64 Colin Elstrop/Helen Elstrop	TVR Grantura MK III		3a/4a	6	39:09.942	4 Laps	125.3	5	6:02.309	135.4
51 37 Gregor Fisker	Aston Martin DBR1		2b	5	26:33.379	5 Laps	154.0	2	4:47.709	170.5
52 44 Julian Bronson	Lister Coslin		5b/6b	5	29:01.619	5 Laps	140.9	3	4:52.012	168.0
53 22 Bertrand Leseur/Jean Laurent-Bellue	Frazer Nash Le Mans MkII Replica		1a	5	34:48.581	5 Laps	117.5	2	6:28.820	126.2
54 18 Martin Brewer	Aston Martin Project 214 Continuatio		3b	4	21:52.626	6 Laps	149.5	2	5:17.593	154.5
55 31 Cameron Healy	Porsche 904-6		5a/6a	4	22:13.029	6 Laps	147.2	2	5:23.057	151.9
56 48 Alain Rueede	Chevrolet Corvette		3b	4	26:23.092	6 Laps	124.0	2	5:42.326	143.3
57 23 Martin Hunt/Patrick Blakeney-Edward	Frazer Nash Le Mans Rep		1a	3	17:56.620	7 Laps	136.7	3	5:48.342	140.9
58 1 Adrian Hall/Nick Adams	AC Ace		2a	3	17:59.471	7 Laps	136.4	3	5:49.283	140.5
59 32 James Dixon/Robert McElroy	MGA Twin Cam		2a	2	17:15.227	8 Laps	94.8			
60 21 David Piper/John Lewis	Ferrari Prototype 365P2		5b/6b	1	8:17.715	9 Laps	98.6			
61 24 Mark Midgley/Chris Woodgate	Aston Martin DB3		1b							
62 40 Harry Leventis	Ferrari 206P		5a/6a							
63 41 Bobby Verdon-Roe	Ferrari 246S		5b/6b							



24 HEURES DU MANS

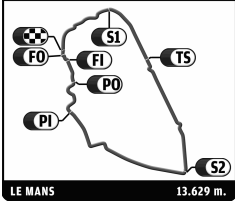
LE MANS LEGEND

Race (45')

Provisional Classification

Drivers	Vehicle	Team	Class	Laps	Total Time	Gap	Kph	Best Lap		
								Lap	Time	Kph
Pole Position		A. Buncombe					4:45.245			
Fastest Lap		Lap 3	Carlos Monteverde				4:40.541		174.9 Kph	

Race Director:	Timekeeper:
-----------------------	--------------------



LE MANS LEGEND

24 HEURES DU MANS

Race

Provisional Classification by (1a)

Pos	Driver	Team	Laps	Total Time	Gap	Kph	<i>Best Lap</i>		
							Lap	Time	Kph
1	20 Philip Champion		8	49:17.819		132.7	3	5:50.513	140.0
2	19 Chris Conoley		8	51:42.035	+2'24.216	126.5	7	6:06.943	133.7
3	22 Bertrand Leseur		5	34:48.581	3 Laps	117.5	2	6:28.820	126.2
4	23 Martin Hunt		3	17:56.620	5 Laps	136.7	3	5:48.342	140.9

Stewards:

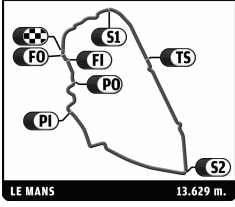
Date:

Time:

Chief Timekeeper:

Date:

Time:



LE MANS LEGEND

24 HEURES DU MANS

Race

Provisional Classification by (1b)

Pos	Driver	Team	Laps	Total Time	Gap	Kph	<i>Best Lap</i>		
							Lap	Time	Kph
1	4 Patrick Watts		9	50:19.758		146.2	7	5:19.245	153.7
2	28 David Wenman		9	50:57.955	+38.197	144.4	8	5:22.355	152.2
3	55 Andrew Sharp		9	52:11.801	+1'52.043	141.0	2	5:30.238	148.6
4	17 Martin Melling		9	54:04.048	+3'44.290	136.1	8	5:37.712	145.3
5	93 Derek Hood		9	54:25.427	+4'05.669	135.2	6	5:43.747	142.7
6	121 Glynn Allen		8	51:49.091	1 Laps	126.2	8	6:04.983	134.4
7	26 Nigel Batchelor		8	52:32.294	1 Laps	124.5	8	6:15.553	130.6
8	24 Mark Midgley								

Stewards:

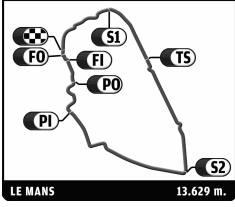
Date:

Time:

Chief Timekeeper:

Date:

Time:



LE MANS LEGEND

24 HEURES DU MANS

Race

Provisional Classification by (2a)

Pos	Driver	Team	Laps	Total Time	Gap	Kph	<i>Best Lap</i>		
							Lap	Time	Kph
1	35 Fergus MacLeod		9	51:53.641		141.8	5	5:28.787	149.2
2	34 Brian White		9	54:37.896	+2'44.255	134.7	8	5:47.863	141.0
3	62 Timothy Stamper		7	51:10.657	2 Laps	111.8	5	6:43.719	121.5
4	67 Neil Twyman		6	34:46.797	3 Laps	141.1	2	5:25.572	150.7
5	1 Adrian Hall		3	17:59.471	6 Laps	136.4	3	5:49.283	140.5
6	32 James Dixon		2	17:15.227	7 Laps	94.8	0		

Stewards:

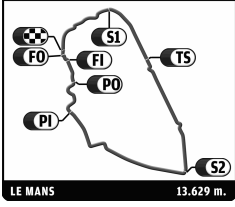
Date:

Time:

Chief Timekeeper:

Date:

Time:



LE MANS LEGEND 24 HEURES DU MANS Race

Provisional Classification by (2b)

Pos	Driver	Team	Laps	Total Time	Gap	Kph	Best Lap		
							Lap	Time	Kph
1	117 Alex Buncombe		10	49:08.592		166.4	8	4:42.800	173.5
2	49 Gavin Pickering		10	50:58.793	+1'50.201	160.4	3	4:53.687	167.1
3	6 Neil Cunningham		10	52:04.773	+2'56.181	157.0	2	4:52.430	167.8
4	61 Tim Rogers		9	53:08.535	1 Laps	138.5	8	5:28.249	149.5
5	127 David Bennet		9	53:44.945	1 Laps	136.9	8	5:38.871	144.8
6	71 Gary Pearson		6	33:53.821	4 Laps	144.7	3	4:55.279	166.2
7	37 Gregor Fisker		5	26:33.379	5 Laps	154.0	2	4:47.709	170.5

Stewards:

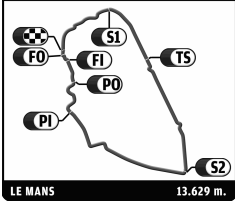
Date:

Time:

Chief Timekeeper:

Date:

Time:



LE MANS LEGEND 24 HEURES DU MANS Race

Provisional Classification by (3a/4a)

Pos	Driver	Team	Laps	Total Time	Gap	Kph	Best Lap		
							Lap	Time	Kph
1	85 Stephen Bond		10	53:40.171		152.4	2	5:09.160	158.7
2	27 Jason Wright		9	50:58.578	1 Laps	144.4	9	5:23.088	151.9
3	57 Holly Mason		9	52:06.497	1 Laps	141.2	3	5:29.003	149.1
4	60 David Cooke		9	53:45.875	1 Laps	136.9	2	5:33.616	147.1
5	46 Christopher Clegg		8	50:07.547	2 Laps	130.5	6	5:47.603	141.2
6	59 John Hitch		8	50:35.882	2 Laps	129.3	8	5:58.280	136.9
7	65 Paul Bason		8	52:13.084	2 Laps	125.3	2	5:52.149	139.3
8	64 Colin Elstrop		6	39:09.942	4 Laps	125.3	5	6:02.309	135.4

Stewards:

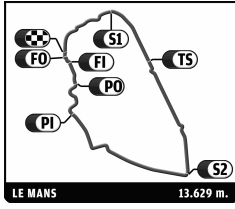
Date:

Time:

Chief Timekeeper:

Date:

Time:



LE MANS LEGEND

24 HEURES DU MANS

Race

Provisional Classification by (3b)

Pos	Driver	Team	Laps	Total Time	Gap	Kph	Best Lap		
							Lap	Time	Kph
1	51 Tom Alexander		10	52:28.334		155.8	9	4:59.195	164.0
2	43 Peter Thornton		10	53:31.900	+1'03.566	152.8	8	5:02.060	162.4
3	211 Christiaan Van Lanschot		9	49:17.664	1 Laps	149.3	8	5:08.785	158.9
4	29 Keith Ahlers		9	50:05.298	1 Laps	146.9	3	5:20.462	153.1
5	177 Gavin Henderson		9	50:08.613	1 Laps	146.8	9	5:15.925	155.3
6	70 Gabriel Kremer		9	53:29.296	1 Laps	137.6	8	5:39.006	144.7
7	42 Chris Scragg		9	54:00.267	1 Laps	136.3	9	5:36.708	145.7
8	18 Martin Brewer		4	21:52.626	6 Laps	149.5	2	5:17.593	154.5
9	48 Alain Rueede		4	26:23.092	6 Laps	124.0	2	5:42.326	143.3

Stewards:

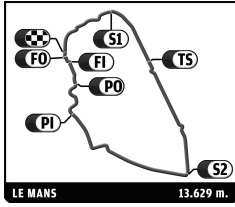
Date:

Time:

Chief Timekeeper:

Date:

Time:



LE MANS LEGEND

24 HEURES DU MANS

Race

Provisional Classification by (4b)

Pos	Driver	Team	Laps	Total Time	Gap	Kph	Best Lap		
							Lap	Time	Kph
1	77 Joe Twyman		10	49:42.610		164.5	3	4:42.655	173.6
2	56 Ludovic Caron		10	50:31.284	+48.674	161.9	3	4:50.672	168.8
3	3 Alberto Francioni		10	51:48.534	+2'05.924	157.8	3	4:54.024	166.9
4	50 Nigel Webb		9	49:25.731	1 Laps	148.9	8	5:12.585	157.0
5	12 Kevin Kivlochan		9	49:34.359	1 Laps	148.5	8	5:16.616	155.0
6	106 Paul Chase-Gardener		9	50:22.514	1 Laps	146.1	7	5:19.885	153.4
7	30 Mark Gibbon		9	50:48.504	1 Laps	144.9	9	5:21.167	152.8
8	54 Jan Gijzen		9	50:55.666	1 Laps	144.5	8	5:23.360	151.7
9	11 Oliver Bryant		8	39:38.105	2 Laps	165.1	3	4:41.283	174.4

Stewards:

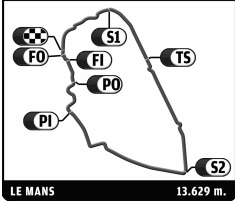
Date:

Time:

Chief Timekeeper:

Date:

Time:



LE MANS LEGEND

24 HEURES DU MANS

Race

Provisional Classification by (5a/6a)

Pos	Driver	Team	Laps	Total Time	Gap	Kph	<i>Best Lap</i>		
							Lap	Time	Kph
1	7 Sir Stirling Moss		9	50:57.785		144.4	9	5:22.800	152.0
2	25 Dietrich Hatlapa		8	53:58.594	1 Laps	121.2	3	6:24.694	127.5
3	171 Emanuele Pirro		7	36:32.136	2 Laps	156.7	3	4:48.947	169.8
4	31 Cameron Healy		4	22:13.029	5 Laps	147.2	2	5:23.057	151.9
5	40 Harry Leventis								

Stewards:

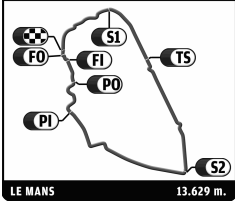
Date:

Time:

Chief Timekeeper:

Date:

Time:



LE MANS LEGEND

24 HEURES DU MANS

Race

Provisional Classification by (5b/6b)

Pos	Driver	Team	Laps	Total Time	Gap	Kph	Best Lap		
							Lap	Time	Kph
1	66 Carlos Monteverde		10	49:06.239		166.5	3	4:40.541	174.9
2	33 Jon Minshaw		10	49:35.757	+29.518	164.9	3	4:45.524	171.8
3	68 James Gibbon		10	51:40.657	+2'34.418	158.2	9	4:55.859	165.8
4	13 Jeremy Cottingham		10	53:25.375	+4'19.136	153.1	8	5:00.132	163.5
5	44 Julian Bronson		5	29:01.619	5 Laps	140.9	3	4:52.012	168.0
6	21 David Piper		1	8:17.715	9 Laps	98.6	0		
7	41 Bobby Verdon-Roe								

Stewards:

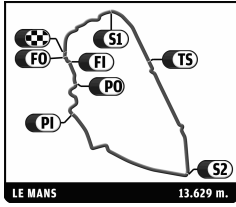
Date:

Time:

Chief Timekeeper:

Date:

Time:



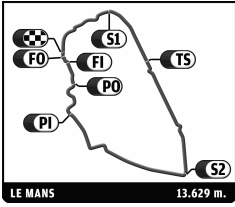
24 HEURES DU MANS

LE MANS LEGEND

Race

Lap Chart

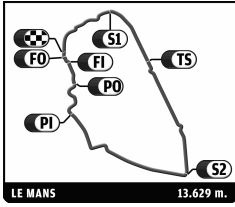
Lap	Ordn	1	2	3	4	5	6	7	8	9	10	
117	1	117	77	77	77	11	11	49	66	66	66	66
33	2	33	33	11	11	77	33	66	11	11	117	117
11	3	11	117	33	66	66	171	11	117	117	33	33
66	4	66	11	117	33	33	49	6	77	77	77	77
56	5	56	66	66	117	117	6	117	33	33	56	56
77	6	77	37	37	37	171	3	77	56	56	49	49
37	7	37	56	56	171	37	66	33	49	49	68	68
41	8	41	49	171	56	56	77	56	171	3	3	3
3	9	3	171	49	49	49	117	171	3	68	6	6
44	10	44	71	6	6	6	56	3	6	6	51	51
49	11	49	6	71	44	3	85	68	68	51	13	13
51	12	51	44	44	71	71	37	50	51	85	43	43
71	13	71	3	3	3	68	13	51	85	13	85	85
6	14	6	68	68	68	44	50	85	13	43	211	
171	15	171	85	85	85	85	68	43	43	211	50	
43	16	43	51	51	51	51	71	13	50	50	12	
85	17	85	13	13	13	13	12	12	211	12	29	
68	18	68	18	18	18	50	29	211	12	29	177	
211	19	211	12	50	50	12	177	71	29	177	4	
13	20	13	50	12	12	211	106	29	177	4	106	
12	21	12	211	43	211	29	4	177	4	106	30	
50	22	50	43	211	29	106	51	4	106	30	54	
29	23	29	29	29	4	4	30	106	30	28	7	
30	24	30	4	4	43	177	28	30	28	54	28	
4	25	4	54	106	106	18	7	28	54	7	27	
106	26	106	106	54	177	30	43	54	27	27	35	
35	27	35	30	30	54	54	211	7	7	35	57	
27	28	27	67	67	30	31	44	27	35	55	55	
18	29	18	35	177	67	28	54	67	55	57	61	
67	30	67	7	35	28	67	27	57	57	61	70	
54	31	54	27	7	31	7	67	35	60	70	127	
28	32	28	177	28	7	57	57	55	70	60	60	
7	33	7	28	27	57	27	55	60	61	127	42	
55	34	55	55	55	27	60	35	70	127	42	17	
48	35	48	57	57	60	43	60	61	42	17	93	
60	36	60	60	31	35	70	70	127	17	93	34	
177	37	177	31	60	55	127	127	42	93	34		
64	38	64	48	48	48	34	61	93	34	20		
23	39	23	70	70	70	20	42	17	20	46		
17	40	17	17	17	127	55	93	34	46	59		
57	41	57	1	23	23	35	34	20	59	19		
42	42	42	23	127	1	65	17	46	19	121		
34	43	34	34	1	20	59	20	59	121	65		
70	44	70	42	20	34	42	59	64	65	26		
1	45	1	20	34	17	93	65	65	26	25		
46	46	46	127	42	42	17	46	19	25			
31	47	31	93	93	65	61	25	121	62			
65	48	65	65	65	93	121	64	26				
20	49	20	59	61	61	48	19	25				
127	50	127	61	59	59	25	121	62				
21	51	21	64	46	121	46	26					
59	52	59	46	26	46	64	22					
93	53	93	26	121	26	19	62					
19	54	19	19	19	19	26						
121	55	121	121	64	64	22						
32	56	32	25	25	25	62						
26	57	26	22	22	22							
25	58	25	32	62	62							
22	59	22	62	32								
62	60	62	21									
61	61	61										



24 HEURES DU MANS LE MANS LEGEND Race

Lap Chart

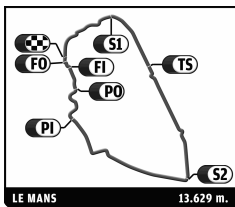
40	0	40
24	0	24



24 HEURES DU MANS LE MANS LEGEND Race

Fastest Laps Sequence

Practice Time	Driver	Team	Time	Kph	Lap
9:30.938	77 Joe Twyman		4:43.331	173.2	2
14:13.593	77 Joe Twyman		4:42.655	173.6	3
14:15.373	11 Oliver Bryant		4:41.283	174.4	3
14:18.027	66 Carlos Monteverde		4:40.541	174.9	3

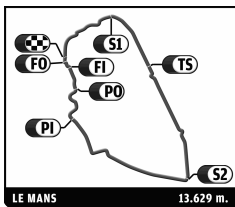


24 HEURES DU MANS LE MANS LEGEND Race

Chronological Analysis of Performances

B Crossing the finish line in pit lane **S2** Time from 1st intermediate to 2nd intermediate
S1 Time from finish line to 1st intermedia **S3** Time from 2nd intermediate to finish line **FY** Full Yellow Flag

Lap	Lap Time	S1	S2	S3	Lap	Lap Time	S1	S2	S3
1 Adrian Hall Nick Adams									
1	6:16.027	1:19.499	2:13.275	2:43.253					
2	5:54.161	55.423	2:12.111	2:46.627					
3	5:49.283	55.783	2:09.587	2:43.913					
3 Alberto Francioni									
1	5:07.529	53.811	1:50.655	2:23.063					
2	4:56.190	48.757	1:48.946	2:18.487					
3	4:54.024	48.081	1:48.334	2:17.609					
4	5:02.623	49.468	1:52.438	2:20.717					
5	5:08.974 B	52.192	1:49.731	2:27.051					
6	6:28.881	2:19.746	1:49.340	2:19.795					
7	4:58.332	50.017	1:49.117	2:19.198					
8	4:59.423	49.641	1:49.592	2:20.190					
9	5:11.802	48.568	2:02.809	2:20.425					
10	5:00.756	49.311	1:50.649	2:20.796					
4 Patrick Watts									
1	5:39.524	1:04.605	2:03.204	2:31.715					
2	5:24.009	51.788	2:02.426	2:29.795					
3	5:21.079	50.686	2:02.030	2:28.363					
4	5:23.923	50.982	2:03.017	2:29.924					
5	5:36.045 B	56.584	2:03.953	2:35.508					
6	6:50.654	2:17.518	2:04.768	2:28.368					
7	5:19.245	50.092	2:02.013	2:27.140					
8	5:22.013	50.995	2:01.760	2:29.258					
9	5:23.266	51.099	2:02.508	2:29.659					
6 Neil Cunningham									
1	5:05.806	55.641	1:50.800	2:19.365					
2	4:52.430	47.675	1:48.060	2:16.695					
3	4:53.040	47.512	1:48.222	2:17.306					
4	5:00.408	48.387	1:51.722	2:20.299					
5	5:04.018	51.228	1:52.058	2:20.732					
6	5:14.389 B	49.909	1:52.683	2:31.797					
7	6:36.561	2:20.994	1:53.871	2:21.696					
8	5:02.775	49.271	1:52.865	2:20.639					
9	4:58.878	49.099	1:50.248	2:19.531					
10	5:16.468	49.435	1:51.592	2:35.441					
7 Sir Stirling Moss Ian Nuthall									
1	5:48.893	1:09.958	2:04.447	2:34.488					
2	5:30.827	52.750	2:04.438	2:33.639					
3	5:30.406	53.168	2:05.577	2:31.661					
4	5:24.737	51.802	2:04.768	2:28.167					
5	5:32.614 B	52.011	2:03.031	2:37.572					
6	6:57.228	2:23.422	2:02.520	2:31.286					
7	5:26.152	52.819	2:03.538	2:29.795					
8	5:24.128	52.190	2:02.796	2:29.142					
9	5:22.800	51.463	2:02.146	2:29.191					
11 Oliver Bryant Graheme Bryant									
1	4:50.317	50.477	1:48.095	2:11.745					
2	4:43.773	46.156	1:47.435	2:10.182					
3	4:41.283	45.175	1:46.229	2:09.879					
4	4:43.816	45.130	1:46.666	2:12.020					
5	4:55.846 B	47.505	1:46.858	2:21.483					
6	6:14.606	2:16.897	1:46.698	2:11.011					
7	4:43.766	45.518	1:47.543	2:10.705					
8	4:44.698	46.472	1:47.017	2:11.209					
12 Kevin Kivlochan									
1	5:35.806	1:02.829	1:59.869	2:33.108					
2	5:20.583	52.032	1:58.207	2:30.344					
3	5:17.604	51.463	1:56.710	2:29.431					
4	5:17.847	51.582	1:58.034	2:28.231					
5	5:24.435 B	52.579	1:57.163	2:34.693					
6	6:44.106	2:19.175	1:56.526	2:28.405					
7	5:17.774	50.805	1:57.983	2:28.986					
8	5:16.616	50.696	1:57.100	2:28.820					
9	5:19.588	50.388	1:59.446	2:29.754					
13 Jeremy Cottingham James Cottingham									
1	5:21.842	1:00.183	1:57.474	2:24.185					
2	5:10.005	50.184	1:56.839	2:22.982					
3	5:23.859	50.610	2:03.248	2:30.001					
4	5:17.226	48.940	1:58.908	2:29.378					
5	5:22.508 B	52.447	1:58.580	2:31.481					
6	6:42.721	2:22.287	1:56.928	2:23.506					

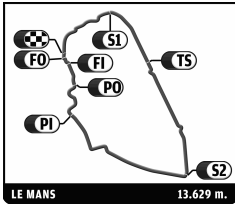


24 HEURES DU MANS LE MANS LEGEND Race

Chronological Analysis of Performances

B Crossing the finish line in pit lane **S2** Time from 1st intermediate to 2nd intermediate
S1 Time from finish line to 1st intermediate **S3** Time from 2nd intermediate to finish line **FY** Full Yellow Flag

Lap	Lap Time	S1	S2	S3	Lap	Lap Time	S1	S2	S3					
7	5:02.142	48.898	1:54.091	2:19.153	8	6:00.461	57.846	2:17.429	2:45.186					
8	5:00.132	47.835	1:53.518	2:18.779	<div style="border: 1px solid black; padding: 5px; display: inline-block; font-weight: bold; font-size: 24px; margin-right: 10px;">21</div> David Piper John Lewis									
9	5:02.813	48.533	1:54.161	2:20.119										
10	5:02.127	47.852	1:53.486	2:20.789										
<div style="border: 1px solid black; padding: 5px; display: inline-block; font-weight: bold; font-size: 24px; margin-right: 10px;">17</div> Martin Melling					<div style="border: 1px solid black; padding: 5px; display: inline-block; font-weight: bold; font-size: 24px; margin-right: 10px;">22</div> Bertrand Leseur Jean Laurent-Bellue									
1	6:14.884	1:14.745	2:14.224	2:45.915	1	8:17.715 B	1:23.369	2:43.807	4:10.539					
2	5:51.163	55.717	2:12.739	2:42.707	<div style="border: 1px solid black; padding: 5px; display: inline-block; font-weight: bold; font-size: 24px; margin-right: 10px;">23</div> Martin Hunt Patrick Blakeney-Edwards									
3	6:01.055 B	56.301	2:10.726	2:54.028										
4	7:29.871	2:35.515	2:11.224	2:43.132										
5	5:46.982	57.389	2:09.660	2:39.933	1	7:05.968	1:38.580	2:28.254	2:59.134					
6	5:41.378	54.979	2:07.508	2:38.891	2	6:28.820	1:01.475	2:27.285	3:00.060					
7	5:41.566	54.714	2:07.578	2:39.274	3	6:44.148 B	1:01.475	2:29.579	3:13.094					
8	5:37.712	55.016	2:06.935	2:35.761	4	8:00.013	2:34.643	2:27.205	2:58.165					
9	5:39.437	56.221	2:06.748	2:36.468	5	6:29.632	1:00.519	2:28.486	3:00.627					
<div style="border: 1px solid black; padding: 5px; display: inline-block; font-weight: bold; font-size: 24px; margin-right: 10px;">18</div> Martin Brewer					<div style="border: 1px solid black; padding: 5px; display: inline-block; font-weight: bold; font-size: 24px; margin-right: 10px;">25</div> Dietrich Hatlapa									
1	5:31.209	1:05.191	1:59.056	2:26.962										
2	5:17.593	51.099	1:57.816	2:28.678										
3	5:20.294	50.884	1:58.994	2:30.416	1	6:16.774	1:17.795	2:15.780	2:43.199					
4	5:43.530 B	51.733	2:03.811	2:47.986	2	5:51.504	55.567	2:12.616	2:43.321					
<div style="border: 1px solid black; padding: 5px; display: inline-block; font-weight: bold; font-size: 24px; margin-right: 10px;">19</div> Chris Conoley Allen Tice					3	5:48.342	55.128	2:11.310	2:41.904					
					1	7:02.858	1:38.049	2:25.030	2:59.779					
					2	6:29.271	1:03.810	2:24.742	3:00.719					
3	6:24.694	1:02.145	2:23.603	2:58.946	3	6:24.694	1:02.145	2:23.603	2:58.946					
4	6:28.958	1:05.799	2:24.606	2:58.553	4	6:28.958	1:05.799	2:24.606	2:58.553					
5	6:38.895 B	1:03.339	2:29.091	3:06.465	5	6:38.895 B	1:03.339	2:29.091	3:06.465					
6	7:55.508	2:30.653	2:24.520	3:00.335	6	7:55.508	2:30.653	2:24.520	3:00.335					
7	6:31.504	1:01.822	2:27.138	3:02.544	7	6:31.504	1:01.822	2:27.138	3:02.544					
8	6:26.906	1:02.207	2:22.833	3:01.866	8	6:26.906	1:02.207	2:22.833	3:01.866					
<div style="border: 1px solid black; padding: 5px; display: inline-block; font-weight: bold; font-size: 24px; margin-right: 10px;">20</div> Philip Champion Chris Chilcott					<div style="border: 1px solid black; padding: 5px; display: inline-block; font-weight: bold; font-size: 24px; margin-right: 10px;">26</div> Nigel Batchelor									
										1	6:41.433	1:31.502	2:18.387	2:51.544
										2	6:18.780	58.029	2:22.622	2:58.129
3	6:28.640 B	1:00.139	2:25.319	3:03.182	3	6:28.640 B	1:00.139	2:25.319	3:03.182					
4	7:55.079	2:34.359	2:23.075	2:57.645	4	7:55.079	2:34.359	2:23.075	2:57.645					
5	6:18.728	59.213	2:20.375	2:59.140	5	6:18.728	59.213	2:20.375	2:59.140					
6	6:15.726	58.272	2:21.573	2:55.881	6	6:15.726	58.272	2:21.573	2:55.881					
7	6:18.355	1:03.545	2:23.271	2:51.539	7	6:18.355	1:03.545	2:23.271	2:51.539					
8	6:15.553	58.270	2:25.317	2:51.966	8	6:15.553	58.270	2:25.317	2:51.966					
1	6:20.053	1:21.022	2:16.746	2:42.285										
2	5:51.501	55.540	2:13.890	2:42.071										
3	5:50.513	55.345	2:13.073	2:42.095										
4	6:02.691 B	56.625	2:13.889	2:52.177										
5	7:21.599	2:27.974	2:12.898	2:40.727										
6	5:53.672	56.177	2:14.009	2:43.486										
7	5:57.329	56.709	2:16.383	2:44.237										

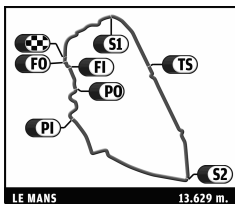


24 HEURES DU MANS LE MANS LEGEND Race

Chronological Analysis of Performances

B Crossing the finish line in pit lane **S2** Time from 1st intermediate to 2nd intermediate
S1 Time from finish line to 1st intermedia **S3** Time from 2nd intermediate to finish line **FY** Full Yellow Flag

Lap	Lap Time	S1	S2	S3	Lap	Lap Time	S1	S2	S3
27 Jason Wright					6	7:07.901	2:35.631	2:01.169	2:31.101
1	5:49.800	1:07.766	2:06.013	2:36.021	7	5:25.493	54.067	2:00.930	2:30.496
2	5:31.719	54.666	2:04.692	2:32.361	8	5:22.877	52.501	2:00.778	2:29.598
3	5:31.080	52.062	2:06.048	2:32.970	9	5:21.167	51.963	2:00.686	2:28.518
4	5:30.374 B	51.553	2:03.019	2:35.802					
5	6:55.314	2:20.085	2:04.553	2:30.676					
6	5:26.926	51.540	2:02.455	2:32.931					
7	5:25.395	53.766	2:01.566	2:30.063					
8	5:24.882	52.059	2:02.797	2:30.026					
9	5:23.088	51.810	2:02.736	2:28.542					
28 David Wenman					31 Cameron Healy				
1	5:51.432	1:09.610	2:05.475	2:36.347	1	6:02.464			
2	5:28.567	53.491	2:02.296	2:32.780	2	5:23.057			
3	5:27.910	53.188	2:03.002	2:31.720	3	5:23.890			
4	5:25.491	52.593	2:01.921	2:30.977	4	5:23.618			
5	5:33.148 B	52.747	2:02.822	2:37.579					
6	6:54.937	2:22.220	2:02.209	2:30.508					
7	5:24.030	52.844	2:02.192	2:28.994					
8	5:22.355	53.036	2:00.748	2:28.571					
9	5:30.085	52.251	2:00.849	2:36.985					
29 Keith Ahlers					32 James Dixon Robert McElroy				
1	5:39.349	1:04.689	2:03.931	2:30.729	1	7:31.500	1:35.296	2:32.931	3:23.273
2	5:21.852	51.509	2:02.404	2:27.939	2	9:43.727 B	1:11.683	3:02.999	5:29.045
3	5:20.462	50.110	2:02.258	2:28.094					
4	5:21.039	49.876	2:02.681	2:28.482					
5	5:30.821 B	51.326	2:03.053	2:36.442					
6	6:44.144	2:13.097	2:02.827	2:28.220					
7	5:22.887	50.932	2:02.505	2:29.450					
8	5:21.882	51.127	2:02.801	2:27.954					
9	5:22.862	51.150	2:02.916	2:28.796					
30 Mark Gibbon James Gibbon					33 Jon Minshaw				
1	5:43.639	1:05.867	2:04.915	2:32.857	1	4:49.442	49.151	1:47.582	2:12.709
2	5:27.663	53.598	2:02.802	2:31.263	2	4:47.223	46.474	1:47.486	2:13.263
3	5:26.250	53.651	2:00.416	2:32.183	3	4:45.524	47.329	1:46.154	2:12.041
4	5:23.432	52.714	2:01.158	2:29.560	4	4:48.108	46.619	1:46.366	2:15.123
5	5:30.082 B	53.029	2:01.759	2:35.294	5	5:03.464 B	49.110	1:53.881	2:20.473
					34 Brian White				
					1	6:17.140	1:18.976	2:15.435	2:42.729
					2	5:54.865	54.990	2:14.516	2:45.359
					3	5:50.466	55.171	2:13.299	2:41.996
					4	6:00.820 B	56.772	2:13.235	2:50.813
					5	7:18.281	2:24.529	2:14.678	2:39.074
					6	5:49.727	55.784	2:13.639	2:40.304
					7	5:48.589	54.840	2:14.146	2:39.603
					8	5:47.863	55.201	2:15.205	2:37.457
					9	5:50.145	54.702	2:14.234	2:41.209

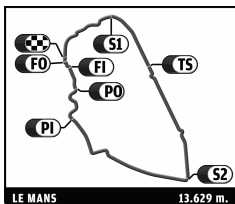


24 HEURES DU MANS LE MANS LEGEND Race

Chronological Analysis of Performances

B Crossing the finish line in pit lane **S2** Time from 1st intermediate to 2nd intermediate
S1 Time from finish line to 1st intermedia **S3** Time from 2nd intermediate to finish line **FY** Full Yellow Flag

Lap	Lap Time	S1	S2	S3	Lap	Lap Time	S1	S2	S3
35 Fergus MacLeod					10	5:06.384	50.066	1:53.780	2:22.538
1	5:48.175	1:07.233	2:05.465	2:35.477					
2	5:30.894	52.447	2:04.893	2:33.554					
3	5:55.262 B	51.883	2:04.842	2:58.537					
4	7:08.668	2:31.437	2:03.971	2:33.260					
5	5:28.787	52.450	2:03.271	2:33.066					
6	5:28.907	51.887	2:03.480	2:33.540					
7	5:30.900	51.597	2:04.462	2:34.841					
8	5:33.035	52.481	2:05.299	2:35.255					
9	5:29.013	52.085	2:03.764	2:33.164					
37 Gregor Fisker									
1	4:52.762	51.195	1:48.761	2:12.806					
2	4:47.709	46.724	1:48.417	2:12.568					
3	4:48.681	46.386	1:48.881	2:13.414					
4	5:06.667 B	47.371	1:57.086	2:22.210					
5	6:57.560	2:51.812	1:50.825	2:14.923					
42 Chris Scragg									
1	6:18.461	1:17.374	2:13.167	2:47.920					
2	5:54.703	56.659	2:12.893	2:45.151					
3	5:55.330 B	56.785	2:07.992	2:50.553					
4	7:23.809	2:30.542	2:10.183	2:43.084					
5	5:44.981	56.951	2:10.015	2:38.015					
6	5:41.545	55.403	2:07.663	2:38.479					
7	5:41.514	54.900	2:07.438	2:39.176					
8	5:43.216	55.586	2:07.692	2:39.938					
9	5:36.708	55.311	2:04.940	2:36.457					
43 Peter Thornton David Garrett									
1	5:38.941	1:02.648	2:00.700	2:35.593					
2	5:18.351	51.532	1:56.555	2:30.264					
3	5:29.010 B	52.895	1:57.426	2:38.689					
4	6:31.747	2:14.195	1:55.449	2:22.103					
5	5:08.962	51.064	1:54.673	2:23.225					
6	5:10.336	50.037	1:55.168	2:25.131					
7	5:03.536	49.364	1:53.435	2:20.737					
8	5:02.060	48.655	1:53.515	2:19.890					
9	5:02.573	48.884	1:53.207	2:20.482					
44 Julian Bronson									
1	5:06.374	54.341	1:52.970	2:19.063					
2	4:54.574	47.400	1:49.869	2:17.305					
3	4:52.012	47.391	1:49.072	2:15.549					
4	5:49.429 B	47.889	2:01.507	3:00.033					
5	8:19.230 B	2:54.722	2:04.643	3:19.865					
46 Christopher Clegg Charles Clegg									
1	6:40.918	1:20.968	2:25.064	2:54.886					
2	6:17.992	1:00.149	2:23.933	2:53.910					
3	6:27.900 B	59.034	2:22.511	3:06.355					
4	7:22.773	2:20.389	2:17.453	2:44.931					
5	5:53.899	55.900	2:15.854	2:42.145					
6	5:47.603	54.895	2:13.095	2:39.613					
7	5:48.209	54.444	2:13.690	2:40.075					
8	5:48.253	54.460	2:14.148	2:39.645					
48 Alain Rueede									
1	6:05.322	1:12.223	2:14.157	2:38.942					
2	5:42.326	54.176	2:10.857	2:37.293					
3	5:47.899 B	53.567	2:09.859	2:44.473					
4	8:47.545 B	3:24.406	2:11.837	3:11.302					
49 Gavin Pickering									
1	4:59.001	53.299	1:49.049	2:16.653					
2	4:56.550	48.912	1:50.779	2:16.859					
3	4:53.687	47.785	1:48.658	2:17.244					
4	4:55.539	47.791	1:49.241	2:18.507					
5	4:57.683	51.849	1:49.068	2:16.766					
6	5:00.758 B	47.775	1:49.612	2:23.371					
7	6:22.100	2:13.379	1:50.226	2:18.495					
8	4:55.875	48.719	1:50.217	2:16.939					
9	5:00.317	49.548	1:52.553	2:18.216					
10	4:57.283	49.043	1:50.423	2:17.817					
50 Nigel Webb									

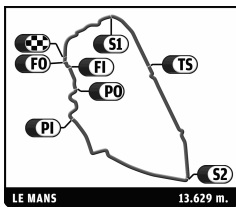


24 HEURES DU MANS LE MANS LEGEND Race

Chronological Analysis of Performances

B Crossing the finish line in pit lane
S1 Time from finish line to 1st intermedia
S2 Time from 1st intermediate to 2nd intermediate
S3 Time from 2nd intermediate to finish line
FY Full Yellow Flag

Lap	Lap Time	S1	S2	S3	Lap	Lap Time	S1	S2	S3
51 Tom Alexander Adrian Willmott									
1	5:36.243	1:04.138	1:59.743	2:32.362	9	5:45.057	1:02.199	2:07.778	2:35.080
2	5:14.261	51.900	1:57.286	2:25.075					
3	5:19.310	50.339	1:58.691	2:30.280					
4	5:17.703	50.488	1:58.444	2:28.771					
5	5:20.501	53.614	1:59.388	2:27.499					
6	5:24.071 B	51.059	1:58.122	2:34.890					
7	6:43.629	2:18.324	1:56.558	2:28.747					
8	5:12.585	50.867	1:57.422	2:24.296					
9	5:17.428	50.918	1:58.511	2:27.999					
56 Ludovic Caron									
1	4:57.241	52.637	1:48.607	2:15.997					
2	4:50.886	47.254	1:48.409	2:15.223					
3	4:50.672	46.698	1:48.267	2:15.707					
4	4:58.790 B	47.400	1:48.720	2:22.670					
5	6:17.424	2:12.670	1:48.140	2:16.614					
6	4:53.655	47.746	1:49.962	2:15.947					
7	4:53.551	48.147	1:49.196	2:16.208					
8	4:52.876	47.276	1:48.276	2:17.324					
9	4:57.000	48.120	1:50.042	2:18.838					
10	4:59.189	48.529	1:50.466	2:20.194					
57 Holly Mason Charles Knill-Jones									
1	5:52.748	1:15.082	2:05.405	2:32.261					
2	5:29.897	52.801	2:05.028	2:32.068					
3	5:29.003	52.035	2:05.369	2:31.599					
4	5:29.813 B	51.247	2:03.035	2:35.531					
5	7:12.299	2:23.701	2:10.012	2:38.586					
6	5:39.016	53.845	2:07.355	2:37.816					
7	5:42.637	53.333	2:06.897	2:42.407					
8	5:34.917	52.850	2:08.386	2:33.681					
9	5:36.167	53.709	2:06.079	2:36.379					
59 John Hitch Bob Birrell									
1	6:27.772	1:25.486	2:16.022	2:46.264					
2	6:01.165	58.508	2:17.204	2:45.453					
3	6:02.785	57.301	2:19.203	2:46.281					
4	6:17.184 B	1:00.985	2:19.533	2:56.666					
5	7:49.620	2:42.542	2:18.192	2:48.886					
6	6:00.483	57.734	2:16.389	2:46.360					
7	5:58.593	56.968	2:15.625	2:46.000					
8	5:58.280	56.740	2:16.259	2:45.281					
54 Jan Gijzen									
1	5:42.530	1:09.034	2:00.636	2:32.860					
2	5:27.528	54.239	2:01.056	2:32.233					
3	5:26.265	53.562	1:59.469	2:33.234					
4	5:36.468 B	52.563	2:00.026	2:43.879					
5	6:58.236	2:24.164	2:01.152	2:32.920					
6	5:33.383	54.199	2:04.964	2:34.220					
7	5:24.025	54.174	1:59.364	2:30.487					
8	5:23.360	52.826	1:59.743	2:30.791					
9	5:23.871	52.987	2:00.311	2:30.573					
55 Andrew Sharp									
1	5:51.702	1:10.348	2:06.145	2:35.209					
2	5:30.238	53.507	2:03.655	2:33.076					
3	5:53.206 B	52.231	2:04.883	2:56.092					
4	7:02.313	2:26.747	2:03.957	2:31.609					
5	5:32.565	55.735	2:04.251	2:32.579					
6	5:32.015	52.481	2:05.108	2:34.426					
7	5:31.696	52.965	2:04.587	2:34.144					
8	5:33.009	53.595	2:05.849	2:33.565					
60 David Cooke Anthony Hancock									
1	5:53.148	1:11.026	2:07.221	2:34.901					
2	5:33.616	52.841	2:07.512	2:33.263					
3	5:33.687	52.024	2:07.619	2:34.044					
4	5:44.426 B	52.933	2:09.602	2:41.891					



24 HEURES DU MANS LE MANS LEGEND Race

Chronological Analysis of Performances

B Crossing the finish line in pit lane **S2** Time from 1st intermediate to 2nd intermediate
S1 Time from finish line to 1st intermedia **S3** Time from 2nd intermediate to finish line **FY** Full Yellow Flag

Lap	Lap Time	S1	S2	S3	Lap	Lap Time	S1	S2	S3
5	7:32.718	2:29.992	2:17.792	2:44.934	6	6:36.482	1:01.070	2:34.013	3:01.399
6	5:53.371	55.097	2:15.244	2:43.030	7	6:35.484	1:01.587	2:33.997	2:59.900
7	5:52.886	55.553	2:16.547	2:40.786	8	6:18.320	1:03.340	2:33.880	2:41.100
8	5:48.318	55.331	2:13.753	2:39.234					
9	5:53.705	55.189	2:16.367	2:42.149					

61 **Tim Rogers**
Dave Smithies

1	6:35.705	1:36.526	2:13.048	2:46.131
2	5:48.565	56.653	2:10.033	2:41.879
3	5:54.946 B	56.296	2:07.427	2:51.223
4	7:18.476	2:35.118	2:06.612	2:36.746
5	5:33.044	53.736	2:05.931	2:33.377
6	5:30.378	53.576	2:04.725	2:32.077
7	5:30.508	52.941	2:05.283	2:32.284
8	5:28.249	52.523	2:03.311	2:32.415
9	5:28.664	53.201	2:04.166	2:31.297

62 **Timothy Stamper**

1	7:57.278	1:38.971	2:36.729	3:41.578
2	7:07.206 B	1:04.889	2:39.809	3:22.508
3	8:47.589	2:58.834	2:39.515	3:09.240
4	6:54.788	1:03.514	2:40.335	3:10.939
5	6:43.719	1:04.365	2:38.644	3:00.710
6	6:49.430	1:04.827	2:37.471	3:07.132
7	6:50.647	1:04.296	2:38.401	3:07.950

64 **Colin Elstrop**
Helen Elstrop

1	6:38.304 B	1:12.128	2:26.757	2:59.419
2	6:51.427	1:38.449	2:21.973	2:51.005
3	6:11.521 B	57.267	2:21.610	2:52.644
4	7:22.282	2:18.827	2:19.631	2:43.824
5	6:02.309	56.726	2:18.688	2:46.895
6	6:04.099	55.802	2:20.017	2:48.280

65 **Paul Bason**
Tim Barrington

1	6:23.301	1:21.770	2:18.638	2:42.893
2	5:52.149	57.231	2:13.362	2:41.556
3	5:54.606	57.096	2:13.825	2:43.685
4	6:13.696 B	1:01.109	2:19.291	2:53.296
5	8:19.046	2:41.521	2:36.991	3:00.534

66 **Carlos Monteverde**

1	4:50.755			2:12.825
2	4:46.731			2:12.400
3	4:40.541			2:09.278
4	4:47.468 B	45.654	1:45.159	2:16.655
5	6:19.722			2:14.131
6	4:42.278			2:09.755
7	4:42.614			2:11.720
8	4:44.569	46.929	1:46.534	2:11.106
9	4:44.362			2:11.848
10	4:47.199			2:12.899

67 **Neil Twyman**
Craig Twyman

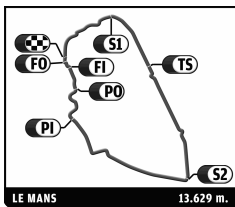
1	5:46.025	1:08.062	2:06.133	2:31.830
2	5:25.572	51.688	2:03.136	2:30.748
3	5:26.261	52.264	2:02.969	2:31.028
4	5:35.705 B	51.379	2:03.682	2:40.644
5	7:05.795	2:25.954	2:08.869	2:30.972
6	5:27.439	51.847	2:03.071	2:32.521

68 **James Gibbon**
Mark Gibbon

1	5:13.495	59.022	1:52.437	2:22.036
2	5:01.585	49.778	1:50.506	2:21.301
3	5:01.746	48.300	1:51.901	2:21.545
4	5:12.263 B	49.841	1:54.128	2:28.294
5	6:25.747	2:16.929	1:50.696	2:18.122
6	4:58.649	48.070	1:51.556	2:19.023
7	4:57.555	49.108	1:48.825	2:19.622
8	4:57.397	48.398	1:50.704	2:18.295
9	4:55.859	48.151	1:48.907	2:18.801
10	4:56.361	48.320	1:49.053	2:18.988

70 **Gabriel Kremer**

1	6:13.198	1:18.274	2:13.152	2:41.772
2	5:44.618	55.519	2:09.860	2:39.239
3	5:47.373	55.331	2:10.816	2:41.226



24 HEURES DU MANS LE MANS LEGEND Race

Chronological Analysis of Performances

B Crossing the finish line in pit lane
S1 Time from finish line to 1st intermedia
S2 Time from 1st intermediate to 2nd intermediate
S3 Time from 2nd intermediate to finish line
FY Full Yellow Flag

Lap	Lap Time	S1	S2	S3	Lap	Lap Time	S1	S2	S3
4	5:47.755 B	54.801	2:08.144	2:44.810	1	6:22.541	1:25.004	2:13.750	2:43.787
5	7:07.294	2:19.045	2:10.503	2:37.746	2	5:51.858	57.363	2:11.461	2:43.034
6	5:45.556	55.236	2:11.600	2:38.720	3	5:59.925 B	57.630	2:09.955	2:52.340
7	5:42.794	54.382	2:11.218	2:37.194	4	7:21.452	2:27.693	2:10.608	2:43.151
8	5:39.006	54.684	2:07.644	2:36.678	5	5:45.080	57.841	2:08.126	2:39.113
9	5:41.702	54.342	2:08.793	2:38.567	6	5:43.747	55.897	2:07.388	2:40.462
					7	5:44.797	56.091	2:08.095	2:40.611
					8	5:48.477	56.331	2:10.109	2:42.037
					9	5:47.550	57.147	2:09.340	2:41.063

71 Gary Pearson

1	5:04.066	53.152	1:52.509	2:18.405
2	4:56.289	48.040	1:50.925	2:17.324
3	4:55.279	47.242	1:51.439	2:16.598
4	5:24.797 B	48.021	1:55.667	2:41.109
5	6:34.776	2:23.905	1:52.855	2:18.016
6	6:58.614 B	48.143	2:03.677	4:06.794

77 Joe Twyman
Roger Wills

1	4:47.607	49.613	1:46.720	2:11.274
2	4:43.331	45.883	1:46.710	2:10.738
3	4:42.655	46.100	1:46.224	2:10.331
4	4:50.985 B	45.637	1:47.034	2:18.314
5	6:21.831	2:15.116	1:48.170	2:18.545
6	4:50.561	48.148	1:46.860	2:15.553
7	4:51.587	47.691	1:47.368	2:16.528
8	4:52.537	47.585	1:47.116	2:17.836
9	4:49.178	47.168	1:47.569	2:14.441
10	4:52.338	47.755	1:48.651	2:15.932

85 Stephen Bond

1	5:14.253	57.717	1:55.250	2:21.286
2	5:09.160	49.683	1:55.969	2:23.508
3	5:11.315	51.239	1:56.919	2:23.157
4	5:11.825	51.308	1:56.985	2:23.532
5	5:23.866 B	53.838	1:56.810	2:33.218
6	6:44.477	2:14.186	1:57.612	2:32.679
7	5:13.597	52.162	1:57.277	2:24.158
8	5:10.601	50.317	1:57.424	2:22.860
9	5:10.226	49.944	1:57.193	2:23.089
10	5:10.851	50.276	1:56.210	2:24.365

93 Derek Hood

106 Paul Chase-Gardener

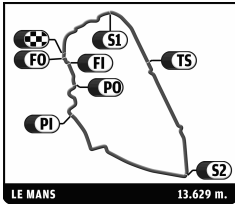
1	5:43.181	1:06.292	2:03.155	2:33.734
2	5:22.288	52.474	1:59.883	2:29.931
3	5:22.287	51.160	2:00.655	2:30.472
4	5:20.046	51.561	1:59.978	2:28.507
5	5:34.685 B	56.604	2:01.595	2:36.486
6	6:55.651	2:26.683	1:59.589	2:29.379
7	5:19.885	51.595	1:58.871	2:29.419
8	5:24.241	53.546	1:59.158	2:31.537
9	5:20.250	51.914	1:59.562	2:28.774

117 Alex Buncombe

1	4:50.159	48.821	1:48.421	2:12.917
2	4:47.325	46.058	1:47.970	2:13.297
3	4:45.486	46.891	1:46.554	2:12.041
4	4:53.288 B	46.501	1:48.365	2:18.422
5	6:12.652	2:11.482	1:47.964	2:13.206
6	4:43.717	46.231	1:45.413	2:12.073
7	4:44.239	46.182	1:45.961	2:12.096
8	4:42.800	46.068	1:45.745	2:10.987
9	4:44.309	46.476	1:46.451	2:11.382
10	4:44.617	46.629	1:45.676	2:12.312

121 Glynn Allen

1	6:46.940	1:30.576	2:21.881	2:54.483
2	6:13.918	1:00.547	2:20.425	2:52.946
3	6:15.347	1:00.581	2:20.014	2:54.752
4	6:26.664 B	1:03.799	2:20.511	3:02.354
5	7:41.489	2:28.185	2:19.846	2:53.458
6	6:10.327	59.245	2:19.264	2:51.818
7	6:09.423	1:00.061	2:17.770	2:51.592
8	6:04.983	58.364	2:17.593	2:49.026



24 HEURES DU MANS LE MANS LEGEND Race

Chronological Analysis of Performances

B Crossing the finish line in pit lane **S2** Time from 1st intermediate to 2nd intermediate
S1 Time from finish line to 1st intermedia **S3** Time from 2nd intermediate to finish line **FY** Full Yellow Flag

Lap	Lap Time	S1	S2	S3	Lap	Lap Time	S1	S2	S3
127	David Bennet				8	5:08.785	49.996	1:56.490	2:22.299
					9	5:12.392	49.406	1:56.600	2:26.386

1	6:21.492	1:22.556	2:12.811	2:46.125
2	5:47.633	55.434	2:09.361	2:42.838
3	5:42.728	55.456	2:06.944	2:40.328
4	5:53.244 B	56.001	2:06.458	2:50.785
5	7:17.505	2:32.903	2:06.045	2:38.557
6	5:40.487	55.832	2:04.393	2:40.262
7	5:40.510	55.588	2:06.679	2:38.243
8	5:38.871	56.396	2:05.490	2:36.985
9	5:42.475	55.795	2:04.811	2:41.869

171	Emanuele Pirro			
	Roger Wills			

1	4:59.227	53.575	1:51.333	2:14.319
2	4:50.194	46.829	1:49.687	2:13.678
3	4:48.947	45.995	1:48.477	2:14.475
4	4:50.810	46.438	1:49.418	2:14.954
5	5:01.340 B	48.723	1:50.990	2:21.627
6	6:19.514	2:13.424	1:51.428	2:14.662
7	5:42.104 B	47.131	1:51.622	3:03.351

177	Gavin Henderson			
------------	------------------------	--	--	--

1	5:50.956	1:12.990	2:02.850	2:35.116
2	5:22.210	53.151	2:00.376	2:28.683
3	5:20.085	53.407	1:56.956	2:29.722
4	5:17.344	51.942	1:55.838	2:29.564
5	5:25.982 B	56.855	1:55.916	2:33.211
6	6:47.491	2:21.219	1:57.481	2:28.791
7	5:21.591	52.559	1:55.812	2:33.220
8	5:27.029	53.041	2:03.555	2:30.433
9	5:15.925	52.667	1:56.015	2:27.243

211	Christiaan Van Lanschot			
	Karsten Le Blanc			

1	5:38.083	1:03.860	2:01.999	2:32.224
2	5:19.736	50.979	1:59.297	2:29.460
3	5:20.328	52.503	1:58.386	2:29.439
4	5:23.301 B	50.800	1:57.439	2:35.062
5	6:48.686	2:23.719	1:58.216	2:26.751
6	5:12.123	51.029	1:56.589	2:24.505
7	5:14.230	49.446	1:58.236	2:26.548